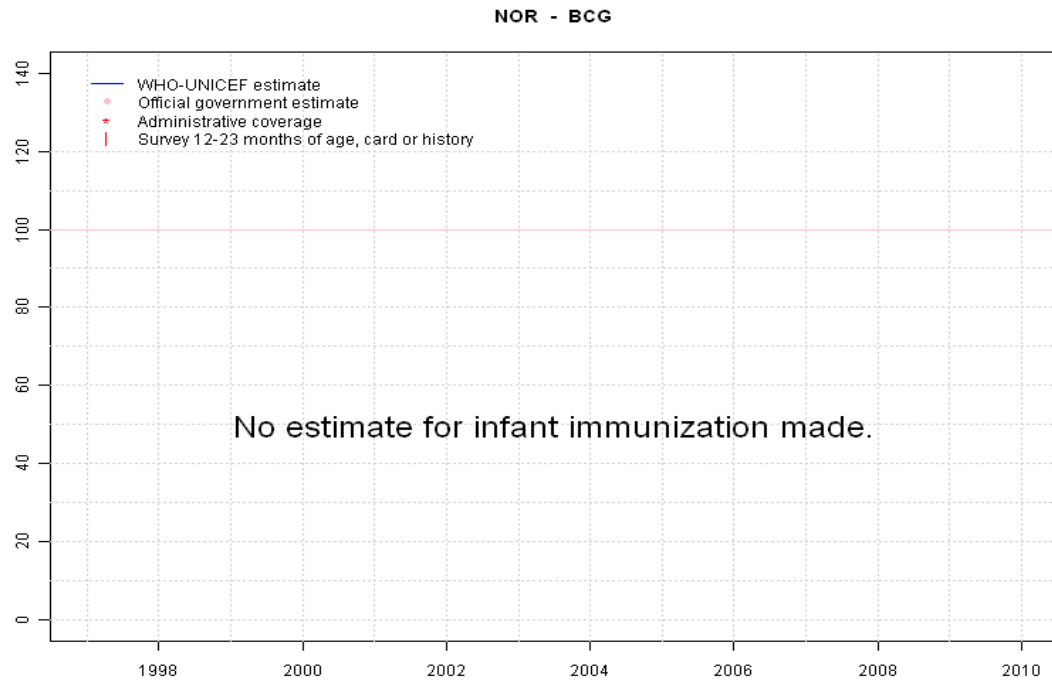


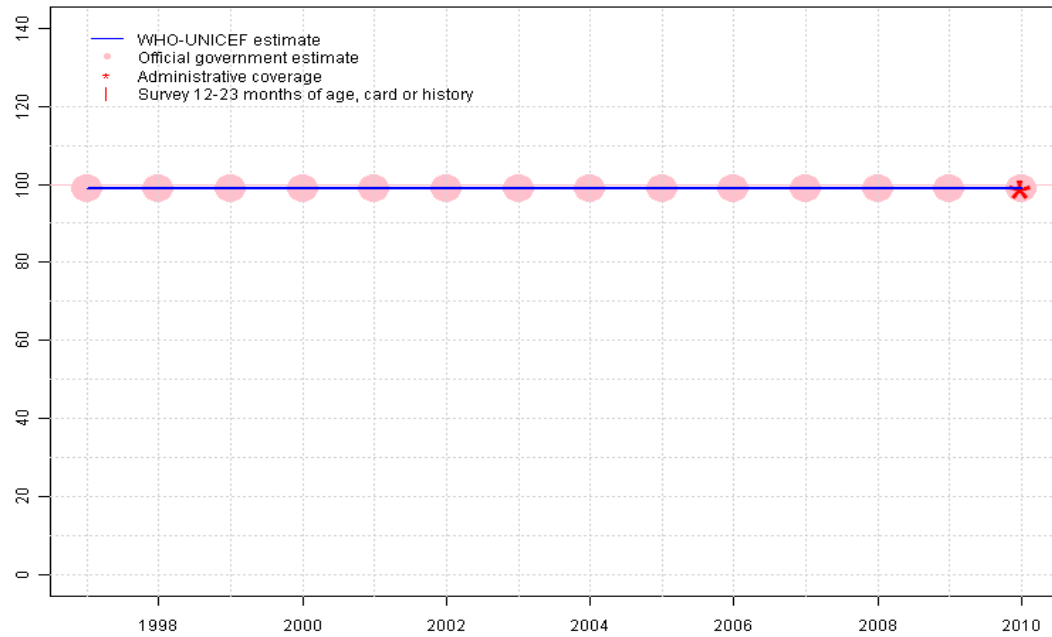
Norway - BCG



	1997	1998	1999	2000	2001	2002	2003	2004	2005	2006	2007	2008	2009	2010
Estimate	NA	NA	NA	NA	NA	NA	NA	NA	NA	NA	NA	NA	NA	NA
Official	NA	NA	NA	NA	NA	NA	NA	NA	NA	NA	NA	NA	NA	NA
Administrative	NA	NA	NA	NA	NA	NA	NA	NA	NA	NA	NA	NA	NA	NA
Survey	NA	NA	NA	NA	NA	NA	NA	NA	NA	NA	NA	NA	NA	NA

Norway - DTP1

NOR - DTP1



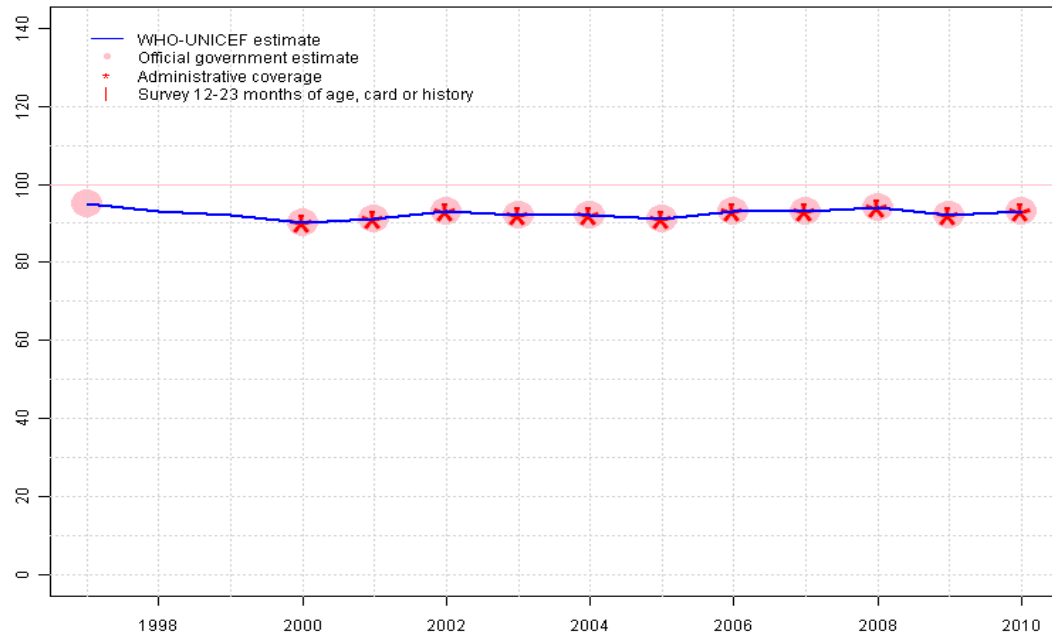
Description:

- 1997: Legacy estimate.
- 1998: Estimate based on reported data.
- 1999: Estimate based on reported data.
- 2000: Estimate based on reported data.
- 2001: Estimate based on reported data.
- 2002: Estimate based on reported data.
- 2003: Estimate based on reported data.
- 2004: Estimate based on reported data.
- 2005: Estimate based on reported data.
- 2006: Estimate based on reported data.
- 2007: Estimate based on reported data.
- 2008: Estimate based on reported data.
- 2009: Estimate based on reported data.
- 2010: Estimate based on reported data.

	1997	1998	1999	2000	2001	2002	2003	2004	2005	2006	2007	2008	2009	2010
Estimate	99	99	99	99	99	99	99	99	99	99	99	99	99	99
Official	99	99	99	99	99	99	99	99	99	99	99	99	99	99
Administrative	NA	NA	NA	NA	NA	NA	NA	NA	NA	NA	NA	NA	NA	99
Survey	NA	NA	NA	NA	NA	NA	NA	NA	NA	NA	NA	NA	NA	NA

Norway - DTP3

NOR - DTP3



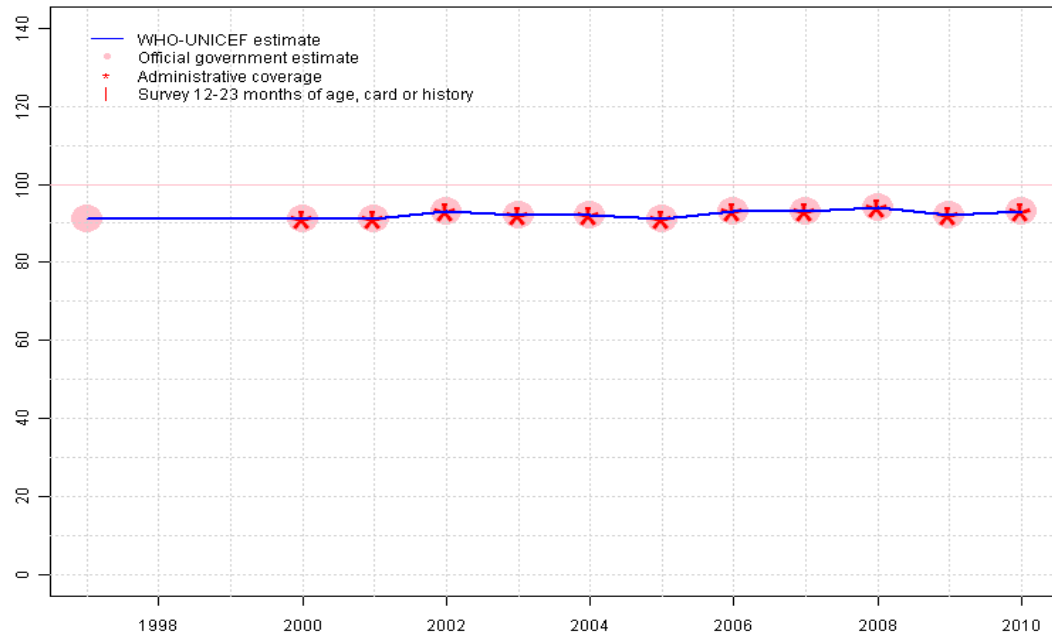
Description:

- 1997: Legacy estimate.
- 1998: Estimate based on interpolation between 1997 and 2000.
- 1999: Estimate based on interpolation between 1997 and 2000.
- 2000: Estimate based on reported data.
- 2001: Estimate based on reported data.
- 2002: Estimate based on reported data.
- 2003: Estimate based on reported data.
- 2004: Estimate based on reported data.
- 2005: Estimate based on reported data.
- 2006: Estimate based on reported data.
- 2007: Estimate based on reported data.
- 2008: Estimate based on reported data.
- 2009: Estimate based on reported data.
- 2010: Estimate based on reported data.

	1997	1998	1999	2000	2001	2002	2003	2004	2005	2006	2007	2008	2009	2010
Estimate	95	93	92	90	91	93	92	92	91	93	93	94	92	93
Official	95	NA	NA	90	91	93	92	92	91	93	93	94	92	93
Administrative	NA	NA	NA	90	91	93	92	92	91	93	93	94	92	93
Survey	NA	NA	NA	NA	NA	NA	NA	NA	NA	NA	NA	NA	NA	NA

Norway - Pol3

NOR - Pol3



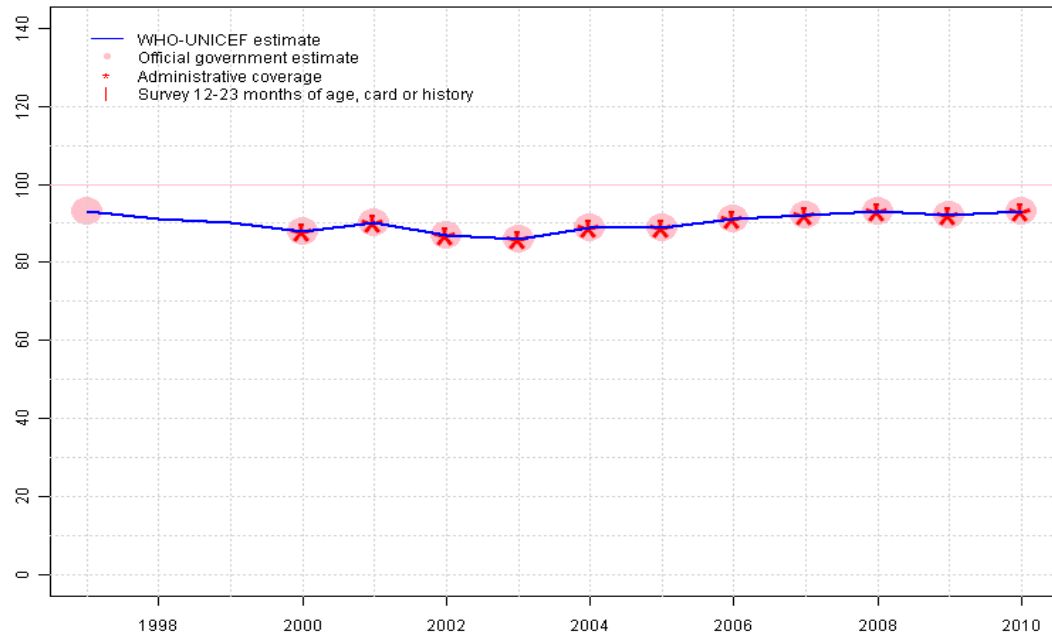
Description:

- 1997: Legacy estimate.
- 1998: Estimate based on interpolation between 1997 and 2000.
- 1999: Estimate based on interpolation between 1997 and 2000.
- 2000: Estimate based on reported data.
- 2001: Estimate based on reported data.
- 2002: Estimate based on reported data.
- 2003: Estimate based on reported data.
- 2004: Estimate based on reported data.
- 2005: Estimate based on reported data.
- 2006: Estimate based on reported data.
- 2007: Estimate based on reported data.
- 2008: Estimate based on reported data.
- 2009: Estimate based on reported data.
- 2010: Estimate based on reported data.

	1997	1998	1999	2000	2001	2002	2003	2004	2005	2006	2007	2008	2009	2010
Estimate	91	91	91	91	91	93	92	92	91	93	93	94	92	93
Official	91	NA	NA	91	91	93	92	92	91	93	93	94	92	93
Administrative	NA	NA	NA	91	91	93	92	92	91	93	93	94	92	93
Survey	NA	NA	NA	NA	NA	NA	NA	NA	NA	NA	NA	NA	NA	NA

Norway - MCV

NOR - MCV

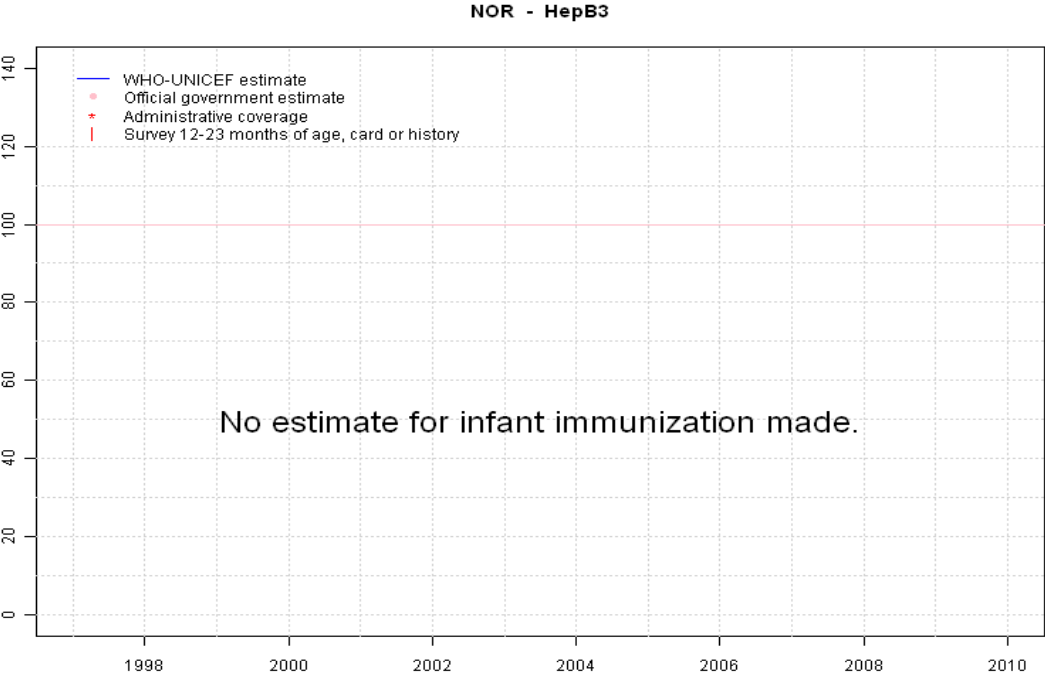


Description:

- 1997: Legacy estimate.
- 1998: Estimate based on interpolation between 1997 and 2000.
- 1999: Estimate based on interpolation between 1997 and 2000.
- 2000: Estimate based on reported data.
- 2001: Estimate based on reported data.
- 2002: Estimate based on reported data.
- 2003: Estimate based on reported data.
- 2004: Estimate based on reported data.
- 2005: Estimate based on reported data.
- 2006: Estimate based on reported data.
- 2007: Estimate based on reported data.
- 2008: Estimate based on reported data.
- 2009: Estimate based on reported data.
- 2010: Estimate based on reported data.

	1997	1998	1999	2000	2001	2002	2003	2004	2005	2006	2007	2008	2009	2010
Estimate	93	91	90	88	90	87	86	89	89	91	92	93	92	93
Official	93	NA	NA	88	90	87	86	89	89	91	92	93	92	93
Administrative	NA	NA	NA	88	90	87	86	89	89	91	92	93	92	93
Survey	NA	NA	NA	NA	NA	NA	NA	NA	NA	NA	NA	NA	NA	NA

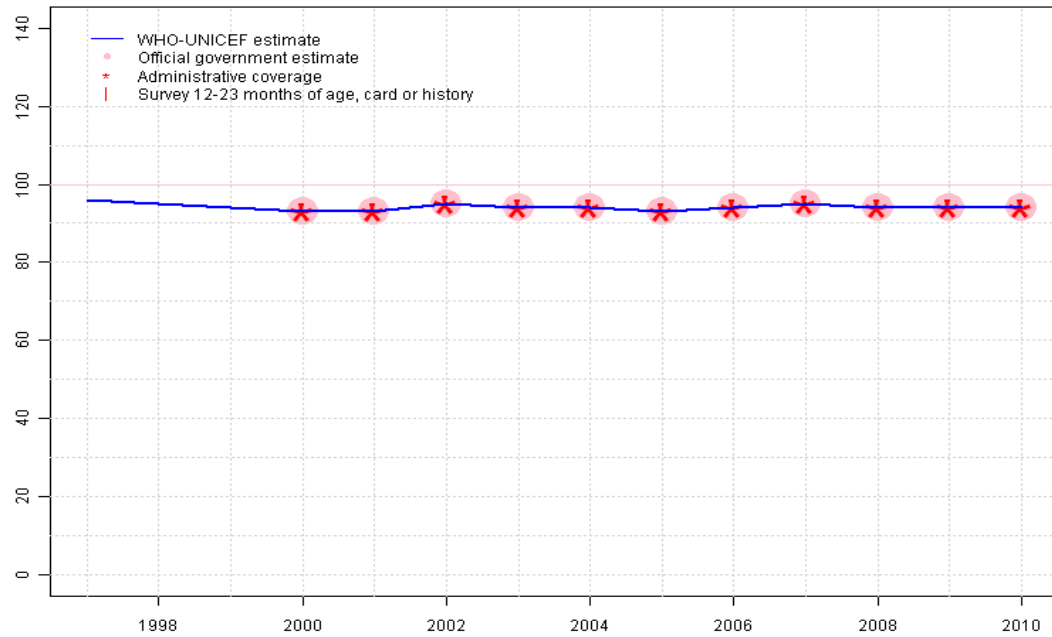
Norway - HepB3



	1997	1998	1999	2000	2001	2002	2003	2004	2005	2006	2007	2008	2009	2010
Estimate	NA	NA	NA	NA	NA	NA	NA	NA	NA	NA	NA	NA	NA	NA
Official	NA	NA	NA	NA	NA	NA	NA	NA	NA	NA	NA	NA	NA	NA
Administrative	NA	NA	NA	NA	NA	NA	NA	NA	NA	NA	NA	NA	NA	NA
Survey	NA	NA	NA	NA	NA	NA	NA	NA	NA	NA	NA	NA	NA	NA

Norway - Hib3

NOR - Hib3

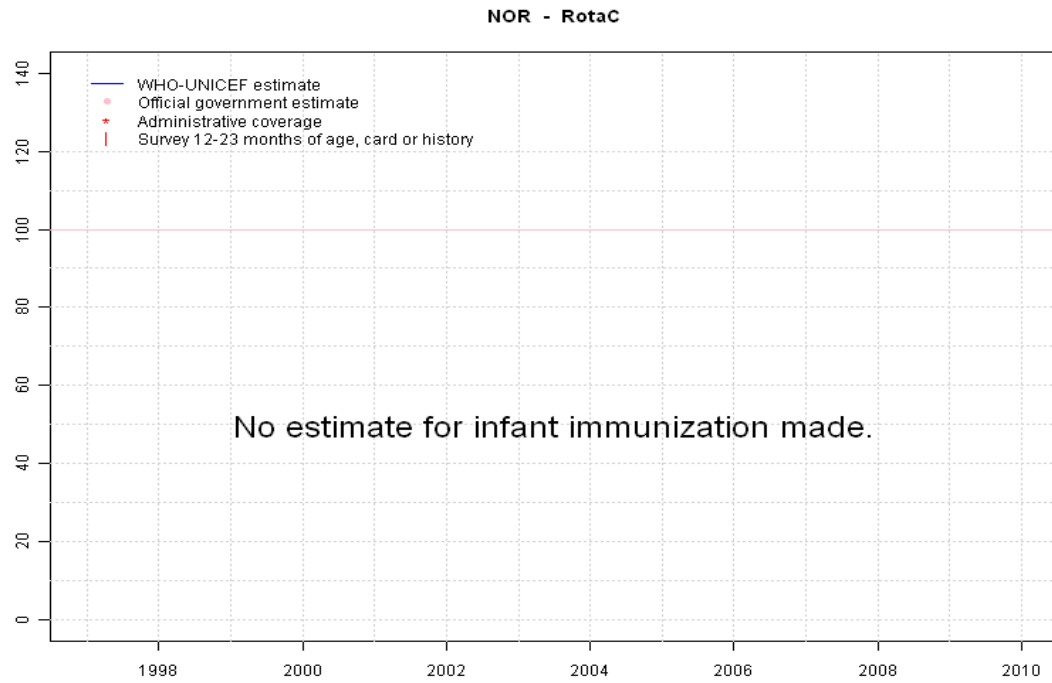


Description:

- 1997: Legacy estimate.
- 1998: Estimate based on interpolation between 1997 and 2000.
- 1999: Estimate based on interpolation between 1997 and 2000.
- 2000: Estimates based on reported data.
- 2001: Estimate based on reported data.
- 2002: Estimate based on reported data.
- 2003: Estimate based on reported data.
- 2004: Estimate based on reported data.
- 2005: Estimate based on reported data.
- 2006: Estimate based on reported data.
- 2007: Estimate based on reported data.
- 2008: Estimate based on reported data.
- 2009: Estimate based on reported data.
- 2010: Estimate based on reported data.

	1997	1998	1999	2000	2001	2002	2003	2004	2005	2006	2007	2008	2009	2010
Estimate	96	95	94	93	93	95	94	94	93	94	95	94	94	94
Official	NA	NA	NA	93	93	95	94	94	93	94	95	94	94	94
Administrative	NA	NA	NA	93	93	95	94	94	93	94	95	94	94	94
Survey	NA	NA	NA	NA	NA	NA	NA	NA	NA	NA	NA	NA	NA	NA

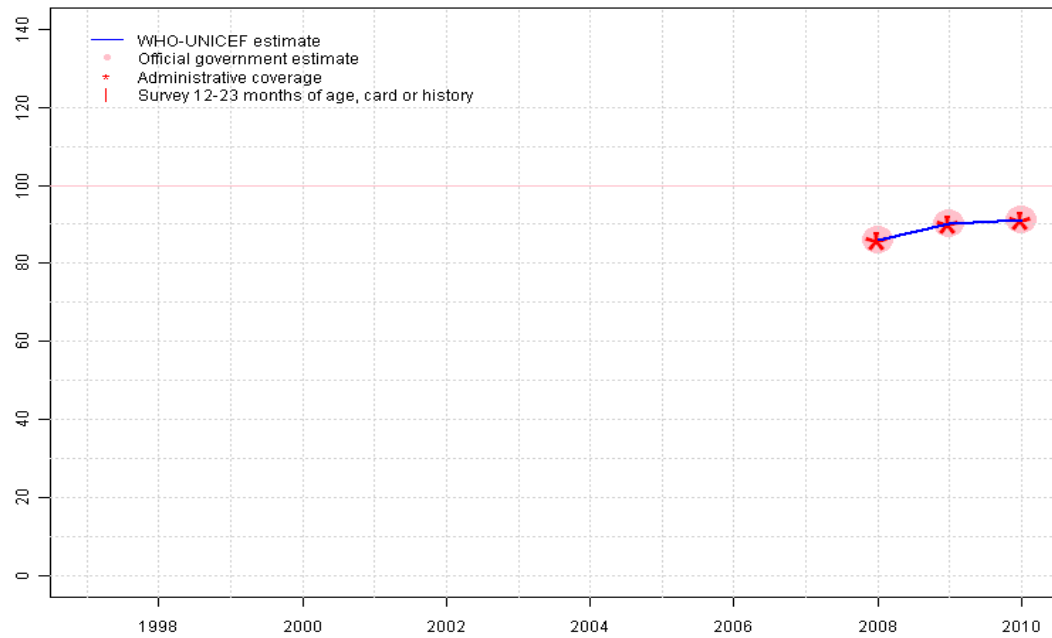
Norway - RotaC



	1997	1998	1999	2000	2001	2002	2003	2004	2005	2006	2007	2008	2009	2010
Estimate	NA	NA	NA	NA	NA	NA	NA	NA	NA	NA	NA	NA	NA	NA
Official	NA	NA	NA	NA	NA	NA	NA	NA	NA	NA	NA	NA	NA	NA
Administrative	NA	NA	NA	NA	NA	NA	NA	NA	NA	NA	NA	NA	NA	NA
Survey	NA	NA	NA	NA	NA	NA	NA	NA	NA	NA	NA	NA	NA	NA

Norway - PcV3

NOR - PcV3



Description:

2008: Estimate based on reported data. PCV introduced in 2006 reporting started in 2008

2009: Estimate based on reported data.

2010: Estimate based on reported data.

	1997	1998	1999	2000	2001	2002	2003	2004	2005	2006	2007	2008	2009	2010
Estimate	NA	NA	NA	NA	NA	NA	NA	NA	NA	NA	NA	86	90	91
Official	NA	NA	NA	NA	NA	NA	NA	NA	NA	NA	NA	86	90	91
Administrative	NA	NA	NA	NA	NA	NA	NA	NA	NA	NA	NA	86	90	91
Survey	NA	NA	NA	NA	NA	NA	NA	NA	NA	NA	NA	NA	NA	NA

Further information and estimates for 1980-1996 are available at:

http://www.childinfo.org/immunization_countryreports.html

http://www.who.int/immunization_monitoring/routine/immunization_coverage/en/index4.html