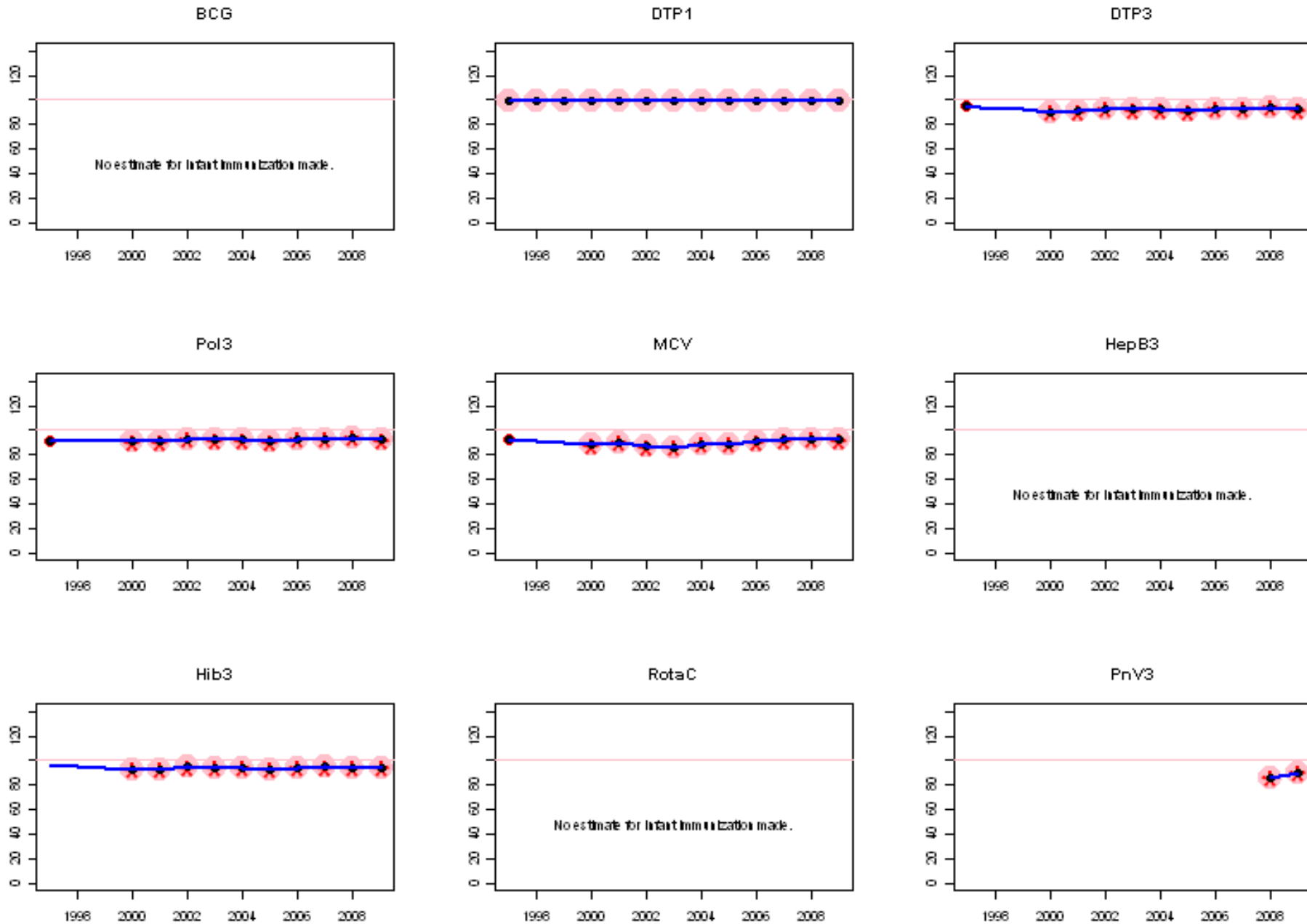
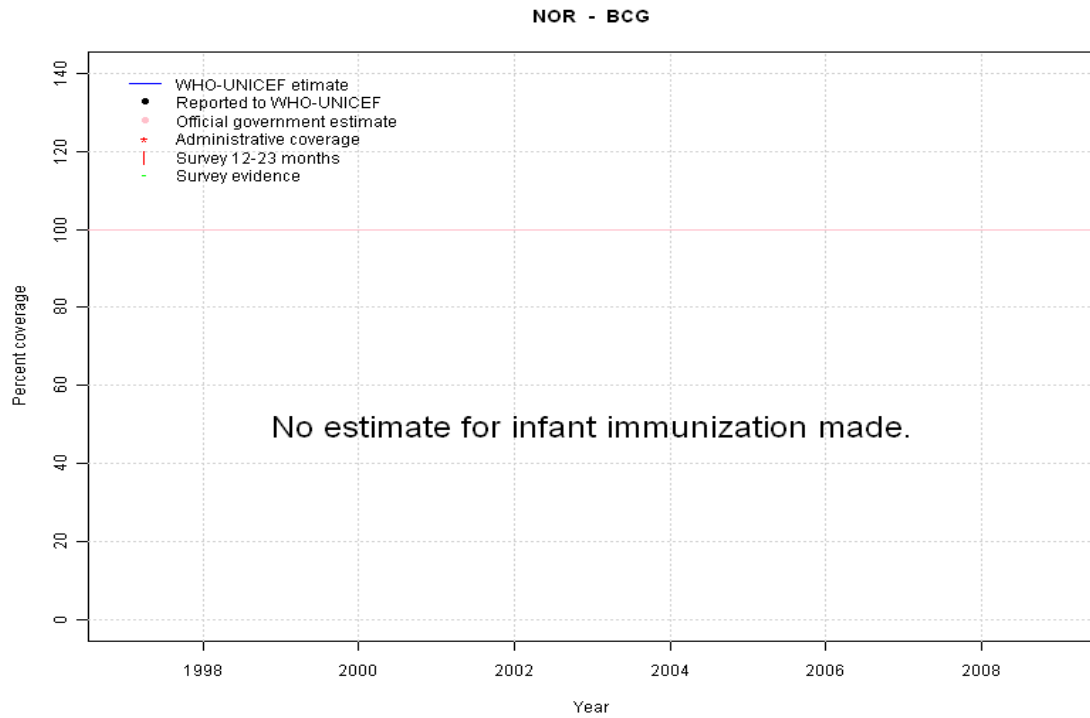


Norway: WHO and UNICEF estimates of immunization coverage, 1997 - 2009



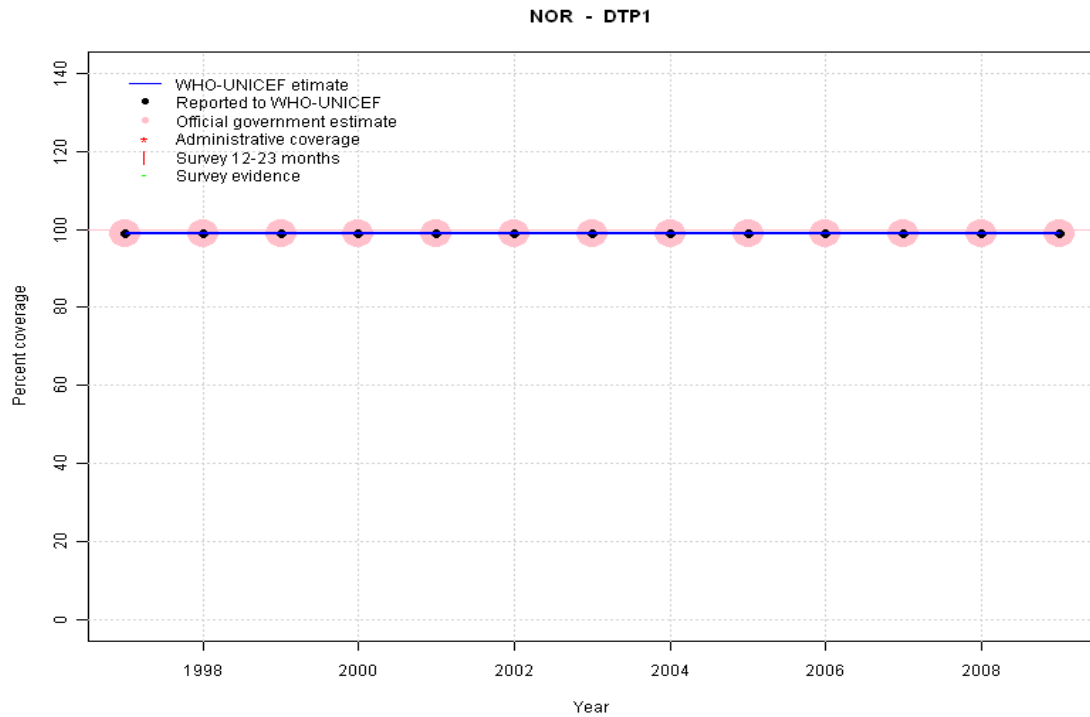
Norway - BCG



	1997	1998	1999	2000	2001	2002	2003	2004	2005	2006	2007	2008	2009
Estimate	NA	NA	NA	NA	NA	NA	NA	NA	NA	NA	NA	NA	NA
Reported	NA	NA	NA	NA	NA	NA	NA	NA	NA	NA	NA	NA	NA
Official	NA	NA	NA	NA	NA	NA	NA	NA	NA	NA	NA	NA	NA
Administrative	NA	NA	NA	NA	NA	NA	NA	NA	NA	NA	NA	NA	NA
Survey	NA	NA	NA	NA	NA	NA	NA	NA	NA	NA	NA	NA	NA

Norway - DTP1

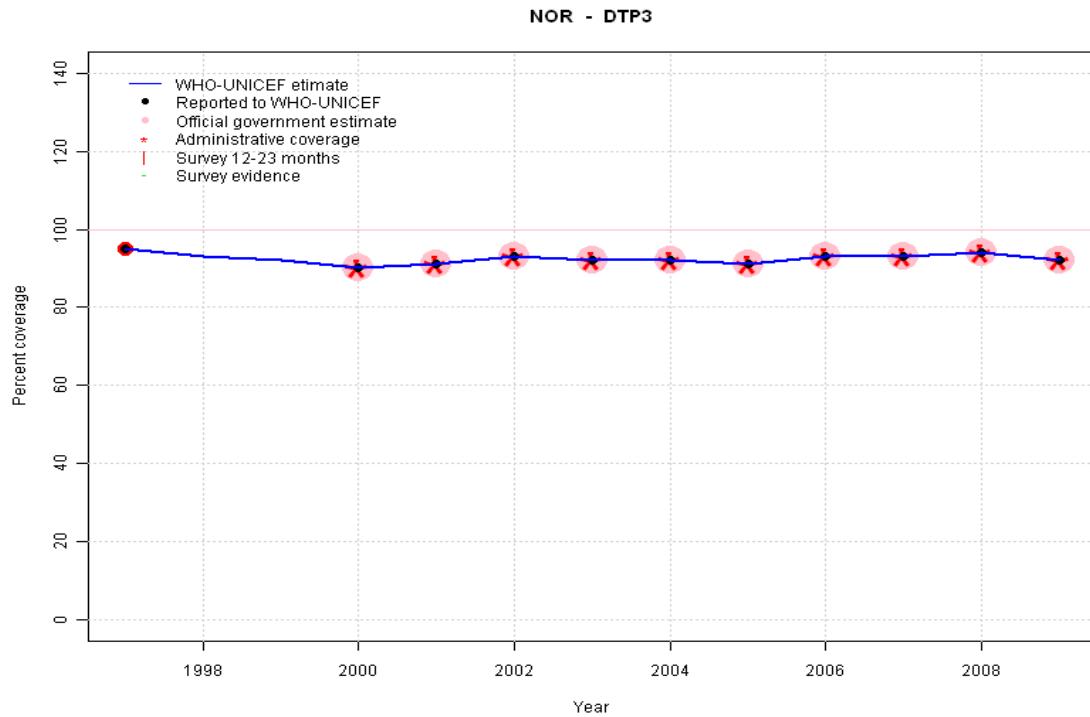
Description:



1997: Legacy estimate.
 1998: Estimate based on reported data.
 1999: Estimate based on reported data.
 2000: Estimate based on reported data.
 2001: Estimate based on reported data.
 2002: Estimate based on reported data.
 2003: Estimate based on reported data.
 2004: Estimate based on reported data.
 2005: Estimate based on reported data.
 2006: Estimate based on reported data.
 2007: Estimate based on reported data.
 2008: Estimate based on reported data.
 2009: Estimate based on reported data.

	1997	1998	1999	2000	2001	2002	2003	2004	2005	2006	2007	2008	2009
Estimate	99	99	99	99	99	99	99	99	99	99	99	99	99
Reported	99	99	99	99	99	99	99	99	99	99	99	99	99
Official	99	99	99	99	99	99	99	99	99	99	99	99	99
Administrative	NA	NA	NA	NA	NA	NA	NA	NA	NA	NA	NA	NA	NA
Survey	NA	NA	NA	NA	NA	NA	NA	NA	NA	NA	NA	NA	NA

Norway - DTP3



Description:

1997: Legacy estimate.

1998: Estimate based on trend in reported data. Missing or ignored reported value estimated by interpolation between reported values of 95 percent in 1997 and 90 percent in 2000.

1999: Estimate based on trend in reported data. Missing or ignored reported value estimated by interpolation between reported values of 95 percent in 1997 and 90 percent in 2000.

2000: Estimate based on reported data.

2001: Estimate based on reported data.

2002: Estimate based on reported data.

2003: Estimate based on reported data.

2004: Estimate based on reported data.

2005: Estimate based on reported data.

2006: Estimate based on reported data.

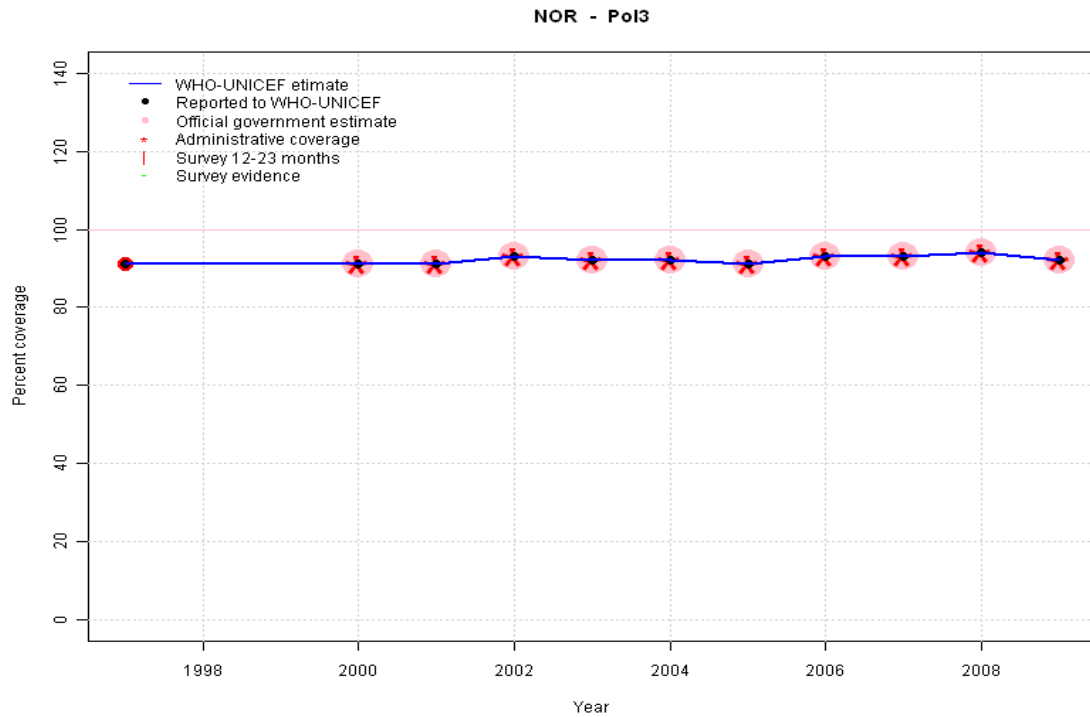
2007: Estimate based on reported data.

2008: Estimate based on reported data.

2009: Estimate based on reported data.

	1997	1998	1999	2000	2001	2002	2003	2004	2005	2006	2007	2008	2009
Estimate	95	93	92	90	91	93	92	92	91	93	93	94	92
Reported	95	NA	NA	90	91	93	92	92	91	93	93	94	92
Official	NA	NA	NA	90	91	93	92	92	91	93	93	94	92
Administrative	NA	NA	NA	90	91	93	92	92	91	93	93	94	92
Survey	NA	NA	NA	NA	NA	NA	NA	NA	NA	NA	NA	NA	NA

Norway - Pol3



Description:

1997: Legacy estimate.

1998: Estimate based on trend in reported data. Missing or ignored reported value estimated by interpolation between reported values of 91 percent in 1997 and 91 percent in 2000.

1999: Estimate based on trend in reported data. Missing or ignored reported value estimated by interpolation between reported values of 91 percent in 1997 and 91 percent in 2000.

2000: Estimate based on reported data.

2001: Estimate based on reported data.

2002: Estimate based on reported data.

2003: Estimate based on reported data.

2004: Estimate based on reported data.

2005: Estimate based on reported data.

2006: Estimate based on reported data.

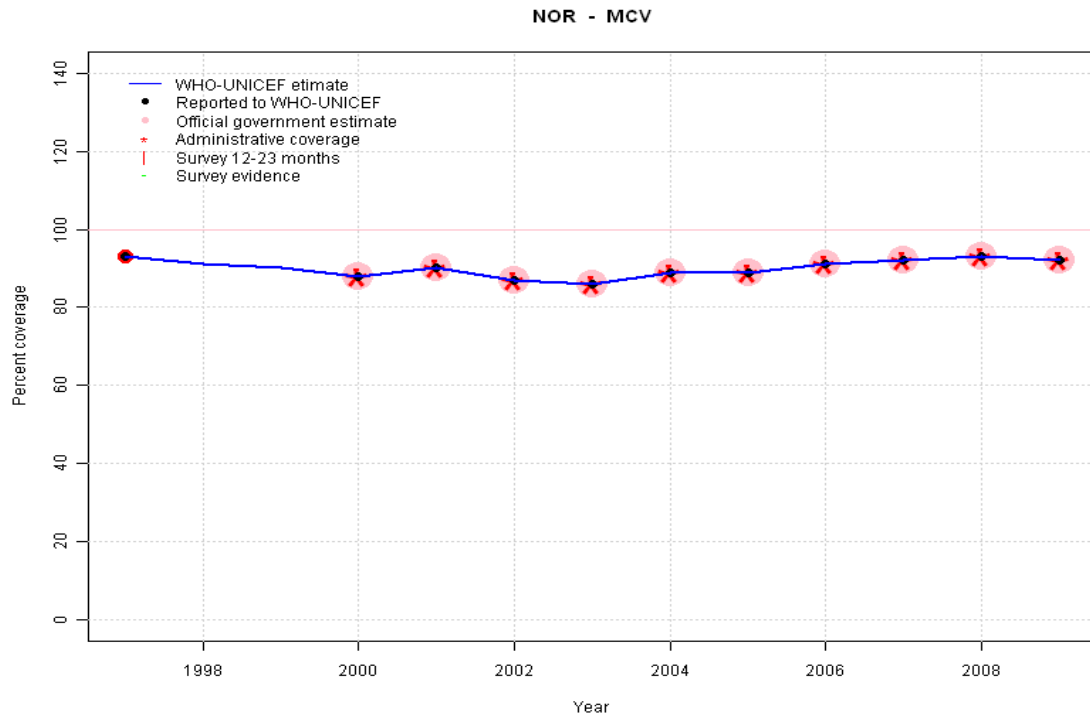
2007: Estimate based on reported data.

2008: Estimate based on reported data.

2009: Estimate based on reported data.

	1997	1998	1999	2000	2001	2002	2003	2004	2005	2006	2007	2008	2009
Estimate	91	91	91	91	91	93	92	92	91	93	93	94	92
Reported	91	NA	NA	91	91	93	92	92	91	93	93	94	92
Official	NA	NA	NA	91	91	93	92	92	91	93	93	94	92
Administrative	NA	NA	NA	91	91	93	92	92	91	93	93	94	92
Survey	NA	NA	NA	NA	NA	NA	NA	NA	NA	NA	NA	NA	NA

Norway - MCV



Description:

1997: Legacy estimate.

1998: Estimate based on trend in reported data. Missing or ignored reported value estimated by interpolation between reported values of 93 percent in 1997 and 88 percent in 2000.

1999: Estimate based on trend in reported data. Missing or ignored reported value estimated by interpolation between reported values of 93 percent in 1997 and 88 percent in 2000.

2000: Estimate based on reported data.

2001: Estimate based on reported data.

2002: Estimate based on reported data.

2003: Estimate based on reported data.

2004: Estimate based on reported data.

2005: Estimate based on reported data.

2006: Estimate based on reported data.

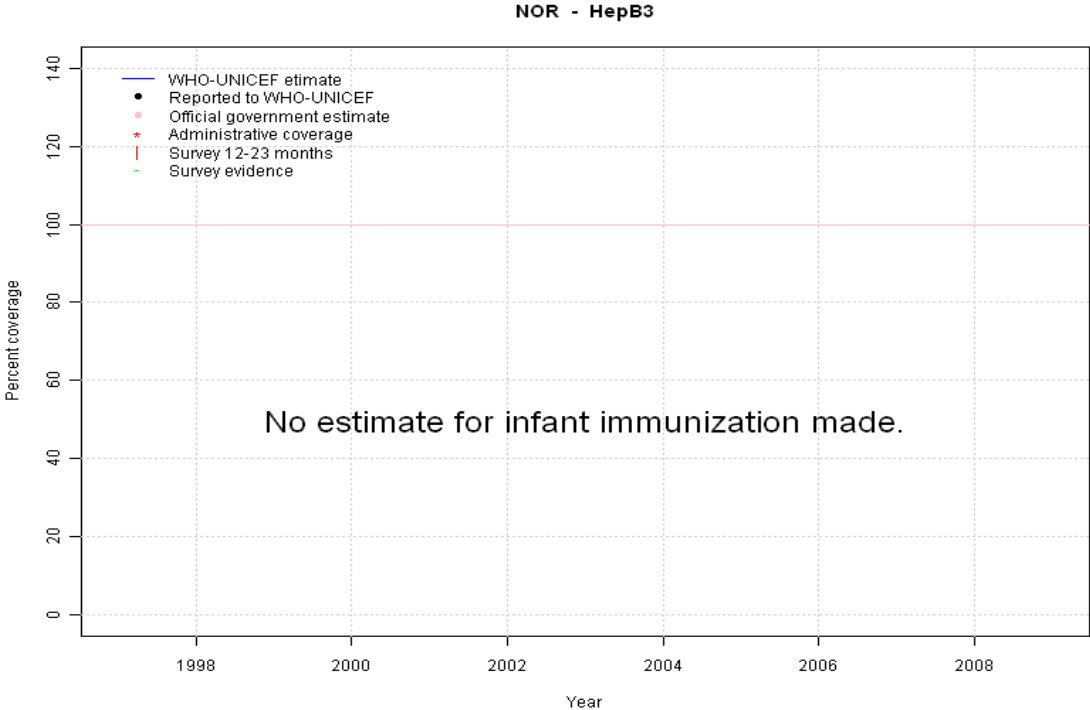
2007: Estimate based on reported data.

2008: Estimate based on reported data.

2009: Estimate based on reported data.

	1997	1998	1999	2000	2001	2002	2003	2004	2005	2006	2007	2008	2009
Estimate	93	91	90	88	90	87	86	89	89	91	92	93	92
Reported	93	NA	NA	88	90	87	86	89	89	91	92	93	92
Official	NA	NA	NA	88	90	87	86	89	89	91	92	93	92
Administrative	NA	NA	NA	88	90	87	86	89	89	91	92	93	92
Survey	NA	NA	NA	NA	NA	NA	NA	NA	NA	NA	NA	NA	NA

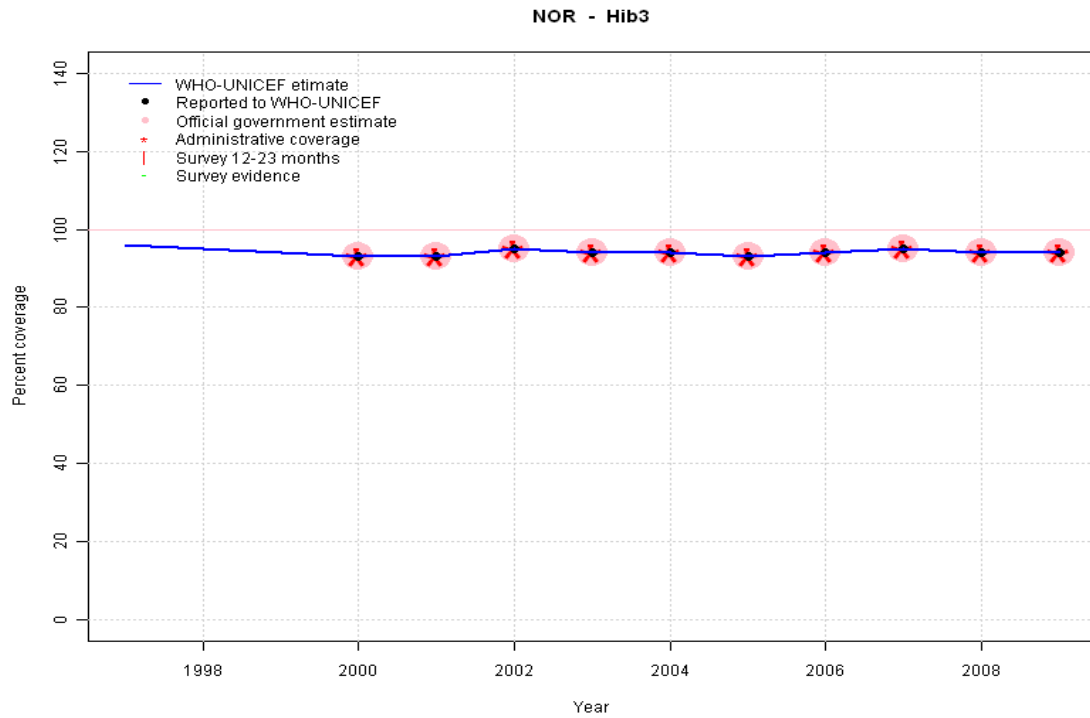
Norway - HepB3



	1997	1998	1999	2000	2001	2002	2003	2004	2005	2006	2007	2008	2009
Estimate	NA	NA	NA	NA	NA	NA	NA	NA	NA	NA	NA	NA	NA
Reported	NA	NA	NA	NA	NA	NA	NA	NA	NA	NA	NA	NA	NA
Official	NA	NA	NA	NA	NA	NA	NA	NA	NA	NA	NA	NA	NA
Administrative	NA	NA	NA	NA	NA	NA	NA	NA	NA	NA	NA	NA	NA
Survey	NA	NA	NA	NA	NA	NA	NA	NA	NA	NA	NA	NA	NA

Norway - Hib3

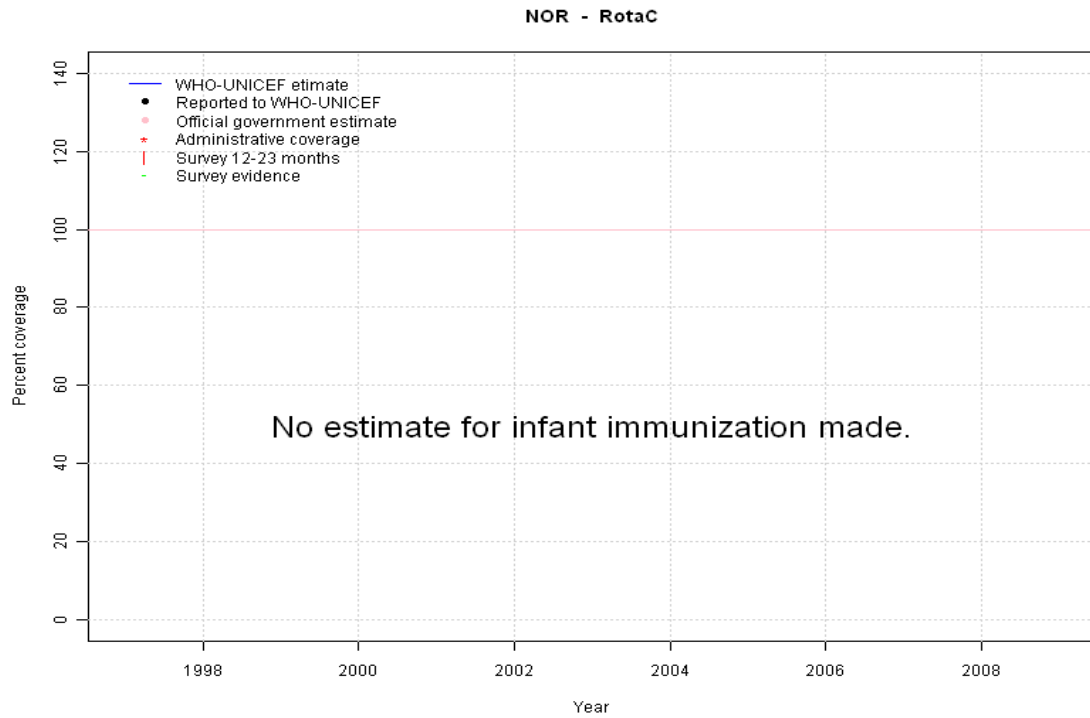
Description:



1997: Legacy estimate.
 1998: Estimate interpolated between 1997 and 2000 estimates.
 1999: Estimate interpolated between 1997 and 2000 estimates.
 2000: Estimates based on reported data.
 2001: Estimate based on reported data.
 2002: Estimate based on reported data.
 2003: Estimate based on reported data.
 2004: Estimate based on reported data.
 2005: Estimate based on reported data.
 2006: Estimate based on reported data.
 2007: Estimate based on reported data.
 2008: Estimate based on reported data.
 2009: Estimate based on reported data.

	1997	1998	1999	2000	2001	2002	2003	2004	2005	2006	2007	2008	2009
Estimate	96	95	94	93	93	95	94	94	93	94	95	94	94
Reported	NA	NA	NA	93	93	95	94	94	93	94	95	94	94
Official	NA	NA	NA	93	93	95	94	94	93	94	95	94	94
Administrative	NA	NA	NA	93	93	95	94	94	93	94	95	94	94
Survey	NA	NA	NA	NA	NA	NA	NA	NA	NA	NA	NA	NA	NA

Norway - RotaC



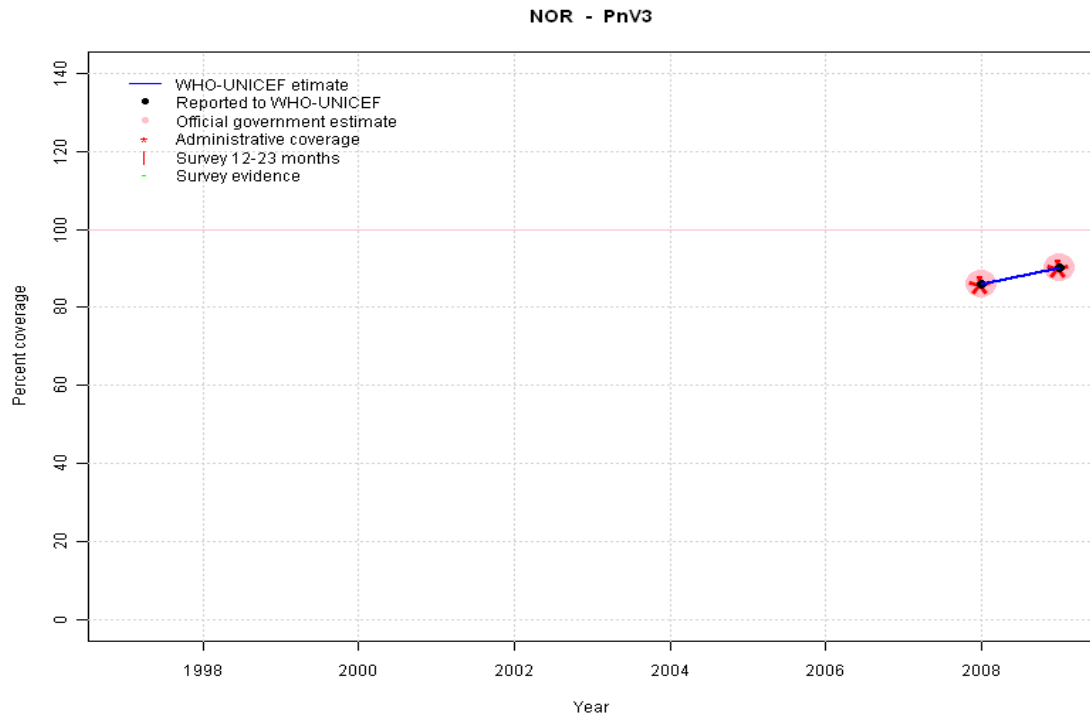
	1997	1998	1999	2000	2001	2002	2003	2004	2005	2006	2007	2008	2009
Estimate	NA	NA	NA	NA	NA	NA	NA	NA	NA	NA	NA	NA	NA
Reported	NA	NA	NA	NA	NA	NA	NA	NA	NA	NA	NA	NA	NA
Official	NA	NA	NA	NA	NA	NA	NA	NA	NA	NA	NA	NA	NA
Administrative	NA	NA	NA	NA	NA	NA	NA	NA	NA	NA	NA	NA	NA
Survey	NA	NA	NA	NA	NA	NA	NA	NA	NA	NA	NA	NA	NA

Norway - PnV3

Description:

2008: Estimate based on reported data. PCV introduced in 2006 reporting started in 2008

2009: Estimate based on reported data.



	1997	1998	1999	2000	2001	2002	2003	2004	2005	2006	2007	2008	2009
Estimate	NA	NA	NA	NA	NA	NA	NA	NA	NA	NA	NA	86	90
Reported	NA	NA	NA	NA	NA	NA	NA	NA	NA	NA	NA	86	90
Official	NA	NA	NA	NA	NA	NA	NA	NA	NA	NA	NA	86	90
Administrative	NA	NA	NA	NA	NA	NA	NA	NA	NA	NA	NA	86	90
Survey	NA	NA	NA	NA	NA	NA	NA	NA	NA	NA	NA	NA	NA

Further information and estimates for 1980-1996 are available at:

http://www.childinfo.org/immunization_countryreports.html

http://www.who.int/immunization_monitoring/routine/immunization_coverage/en/index4.html