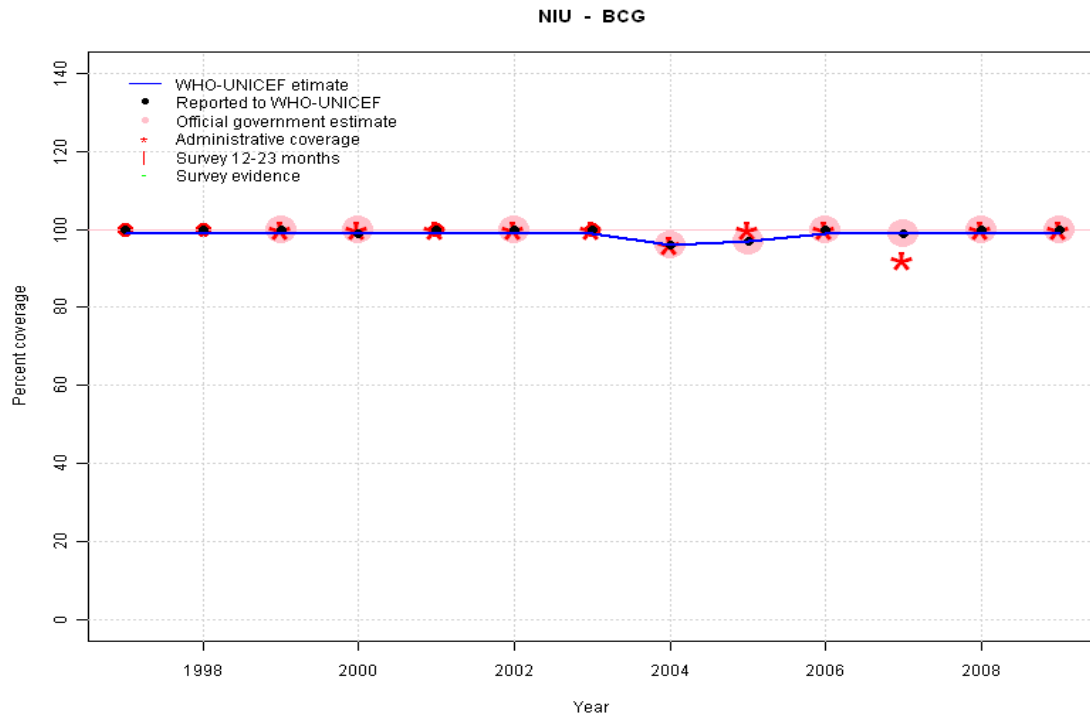


Niue - BCG

Description:

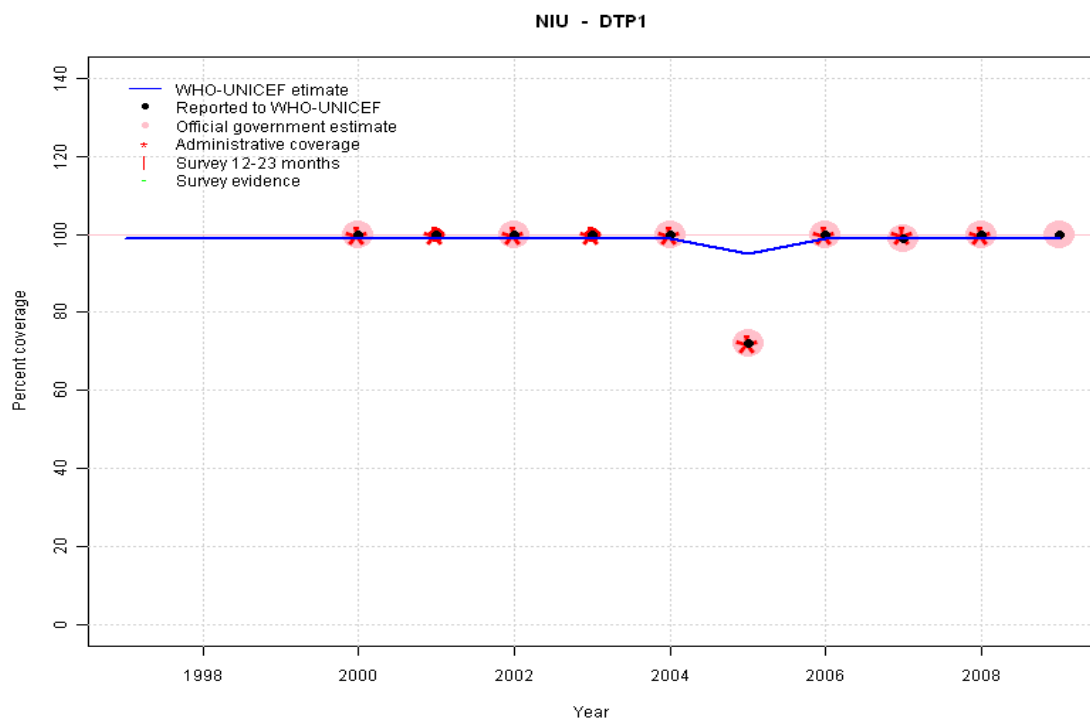


1997: Legacy estimate.
 1998: Estimate based on reported data.
 1999: Estimate based on reported data.
 2000: Estimate based on reported data.
 2001: Estimate based on reported data.
 2002: Estimate based on reported data.
 2003: Estimate based on reported data.
 2004: Estimate based on reported data.
 2005: Estimate based on reported data.
 2006: Estimate based on reported data.
 2007: Estimate based on reported data.
 2008: Estimate based on reported data.
 2009: Estimate based on reported data.

	1997	1998	1999	2000	2001	2002	2003	2004	2005	2006	2007	2008	2009
Estimate	99	99	99	99	99	99	99	96	97	99	99	99	99
Reported	100	100	100	99	100	100	100	96	97	100	99	100	100
Official	NA	NA	100	100	NA	100	NA	96	97	100	99	100	100
Administrative	NA	NA	100	100	100	100	100	96	100	100	92	100	100
Survey	NA	NA	NA	NA	NA	NA	NA	NA	NA	NA	NA	NA	NA

Niue - DTP1

Description:

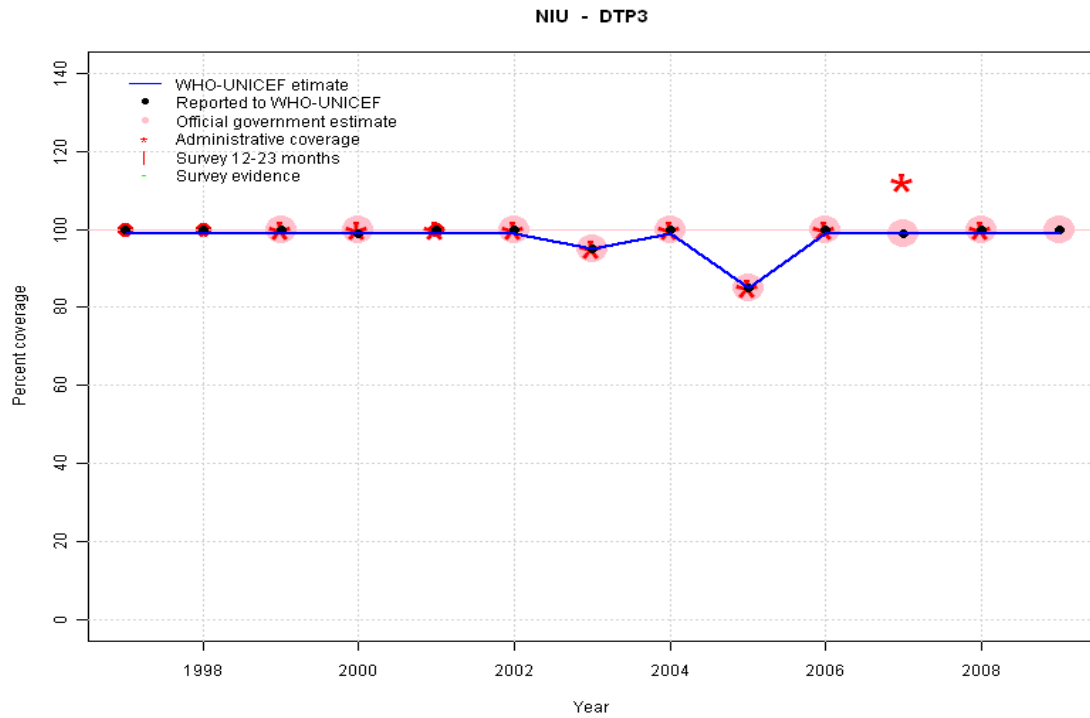


- 1997: Legacy estimate.
- 1998: Estimate based on trend in reported data. Missing or ignored reported value estimated by extrapolation from 2000 reported value of 99 percent.
- 1999: Estimate based on trend in reported data. Missing or ignored reported value estimated by extrapolation from 2000 reported value of 99 percent.
- 2000: Estimate based on reported data.
- 2001: Estimate based on reported data.
- 2002: Estimate based on reported data.
- 2003: Estimate based on reported data.
- 2004: Estimate based on reported data.
- 2005: Estimated DTP3 greater than estimated DTP1; DTP1 estimate based on the relationship between DTP1 and DTP3 from 282 surveys.
- 2006: Estimate based on reported data.
- 2007: Estimate based on reported data.
- 2008: Estimate based on reported data.
- 2009: Estimate based on reported data.

	1997	1998	1999	2000	2001	2002	2003	2004	2005	2006	2007	2008	2009
Estimate	99	99	99	99	99	99	99	99	95	99	99	99	99
Reported	NA	NA	NA	100	100	100	100	100	72	100	99	100	100
Official	NA	NA	NA	100	NA	100	NA	100	72	100	99	100	100
Administrative	NA	NA	NA	100	100	100	100	100	72	100	100	100	NA
Survey	NA	NA	NA	NA	NA	NA	NA	NA	NA	NA	NA	NA	NA

Niue - DTP3

Description:

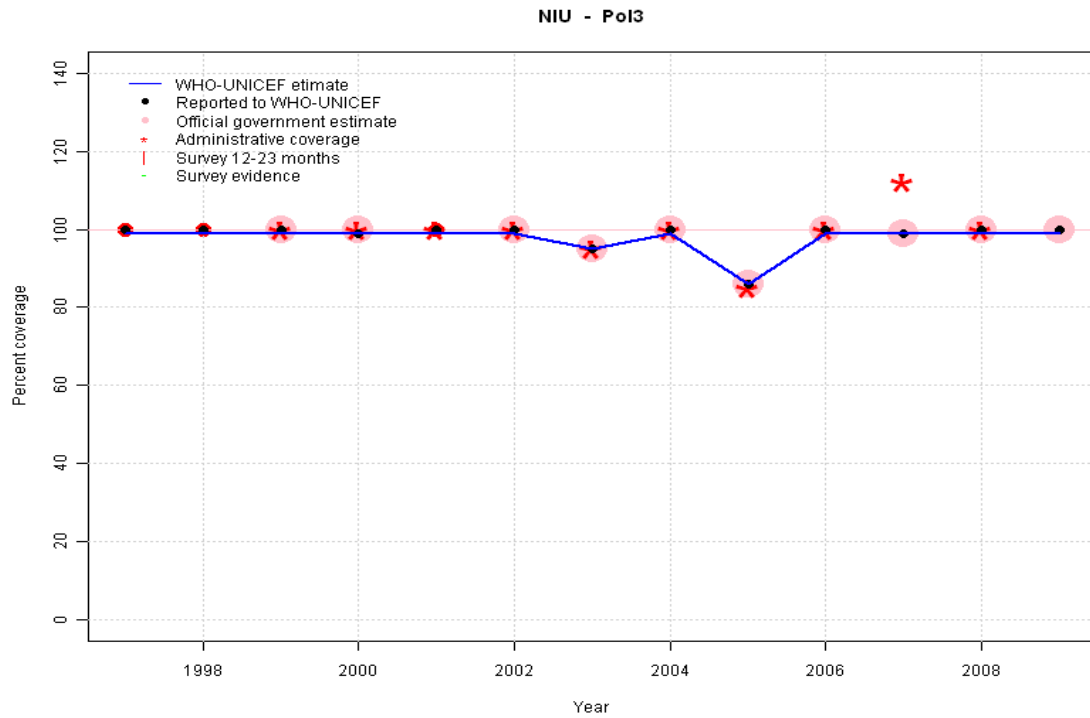


- 1997: Legacy estimate.
- 1998: Estimate based on reported data.
- 1999: Estimate based on reported data.
- 2000: Estimate based on reported data.
- 2001: Estimate based on reported data.
- 2002: Estimate based on reported data.
- 2003: Estimate based on reported data.
- 2004: Estimate based on reported data.
- 2005: Estimate based on reported data. Estimate follows nationally reported data. Decline unexplained.
- 2006: Estimate based on reported data.
- 2007: Estimate based on reported data.
- 2008: Estimate based on reported data.
- 2009: Estimate based on reported data.

	1997	1998	1999	2000	2001	2002	2003	2004	2005	2006	2007	2008	2009
Estimate	99	99	99	99	99	99	95	99	85	99	99	99	99
Reported	100	100	100	99	100	100	95	100	85	100	99	100	100
Official	NA	NA	100	100	NA	100	95	100	85	100	99	100	100
Administrative	NA	NA	100	100	100	100	95	100	85	100	112	100	NA
Survey	NA	NA	NA	NA	NA	NA	NA	NA	NA	NA	NA	NA	NA

Niue - Pol3

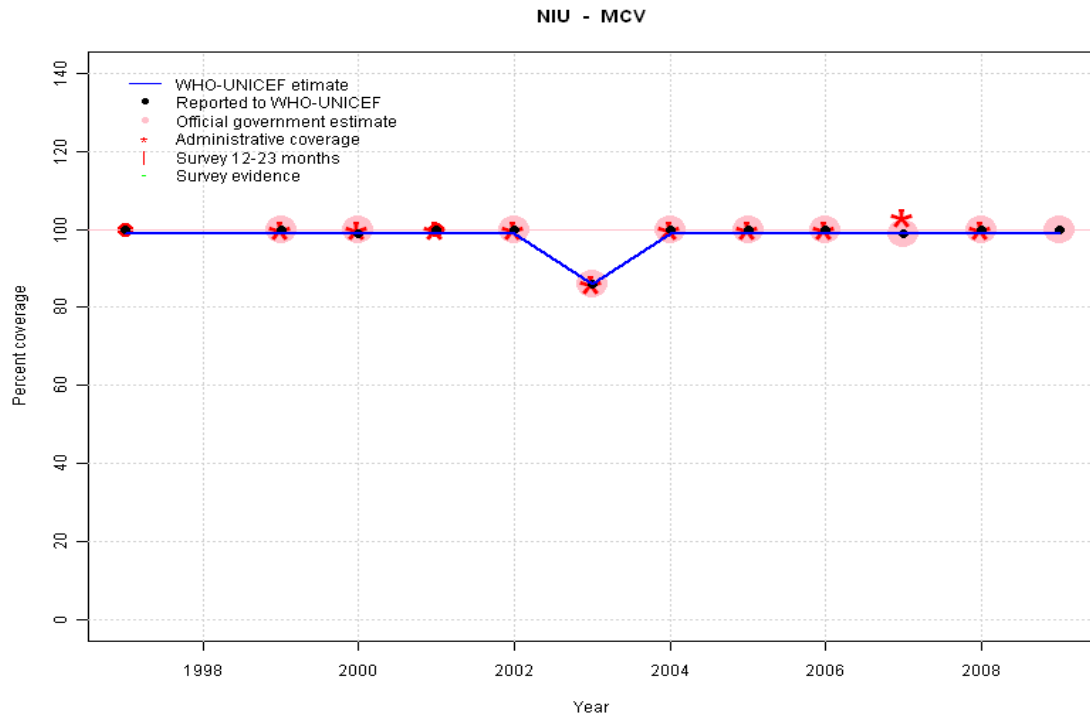
Description:



- 1997: Legacy estimate.
- 1998: Estimate based on reported data.
- 1999: Estimate based on reported data.
- 2000: Estimate based on reported data.
- 2001: Estimate based on reported data.
- 2002: Estimate based on reported data.
- 2003: Estimate based on reported data.
- 2004: Estimate based on reported data.
- 2005: Estimate based on reported data. Estimate follows nationally reported data.
Decline unexplained.
- 2006: Estimate based on reported data.
- 2007: Estimate based on reported data.
- 2008: Estimate based on reported data.
- 2009: Estimate based on reported data.

	1997	1998	1999	2000	2001	2002	2003	2004	2005	2006	2007	2008	2009
Estimate	99	99	99	99	99	99	95	99	86	99	99	99	99
Reported	100	100	100	99	100	100	95	100	86	100	99	100	100
Official	NA	NA	100	100	NA	100	95	100	86	100	99	100	100
Administrative	NA	NA	100	100	100	100	95	100	85	100	112	100	NA
Survey	NA	NA	NA	NA	NA	NA	NA	NA	NA	NA	NA	NA	NA

Niue - MCV



Description:

1997: Legacy estimate.

1998: Estimate based on trend in reported data. Missing or ignored reported value estimated by interpolation between reported values of 100 percent in 1997 and 100 percent in 1999.

1999: Estimate based on reported data.

2000: Estimate based on reported data.

2001: Estimate based on reported data.

2002: Estimate based on reported data.

2003: Estimate based on reported data. Estimate follows nationally reported data. Decline unexplained.

2004: Estimate based on reported data.

2005: Estimate based on reported data.

2006: Estimate based on reported data.

2007: Estimate based on reported data.

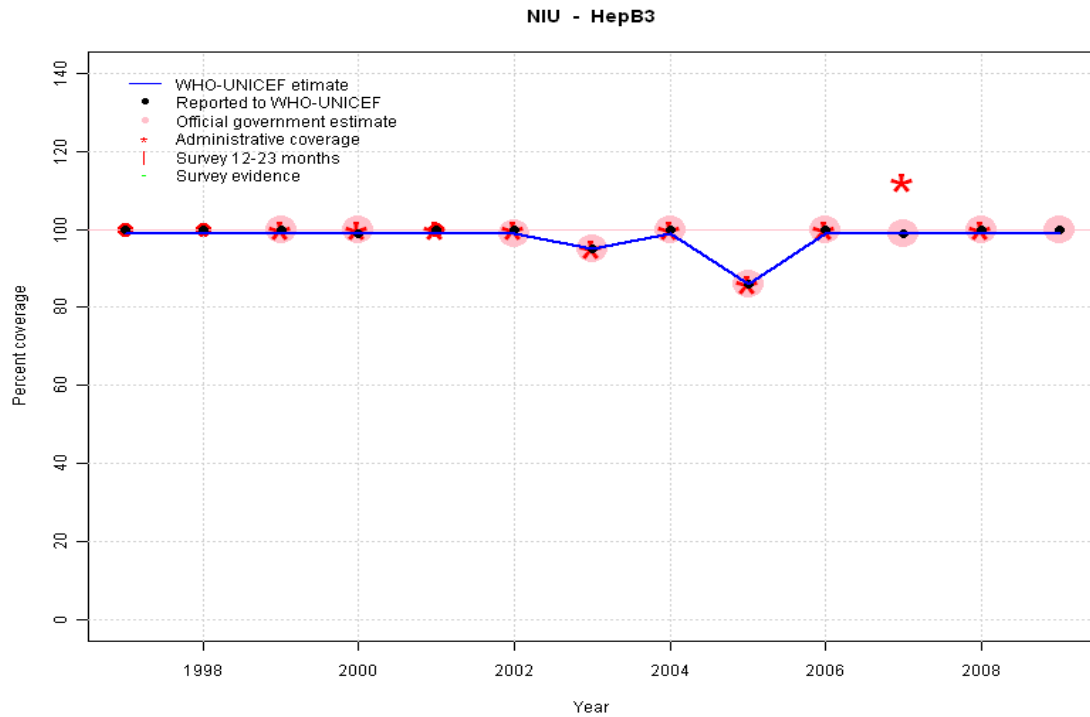
2008: Estimate based on reported data.

2009: Estimate based on reported data.

	1997	1998	1999	2000	2001	2002	2003	2004	2005	2006	2007	2008	2009
Estimate	99	99	99	99	99	99	86	99	99	99	99	99	99
Reported	100	NA	100	99	100	100	86	100	100	100	99	100	100
Official	NA	NA	100	100	NA	100	86	100	100	100	99	100	100
Administrative	NA	NA	100	100	100	100	86	100	100	100	103	100	NA
Survey	NA	NA	NA	NA	NA	NA	NA	NA	NA	NA	NA	NA	NA

Niue - HepB3

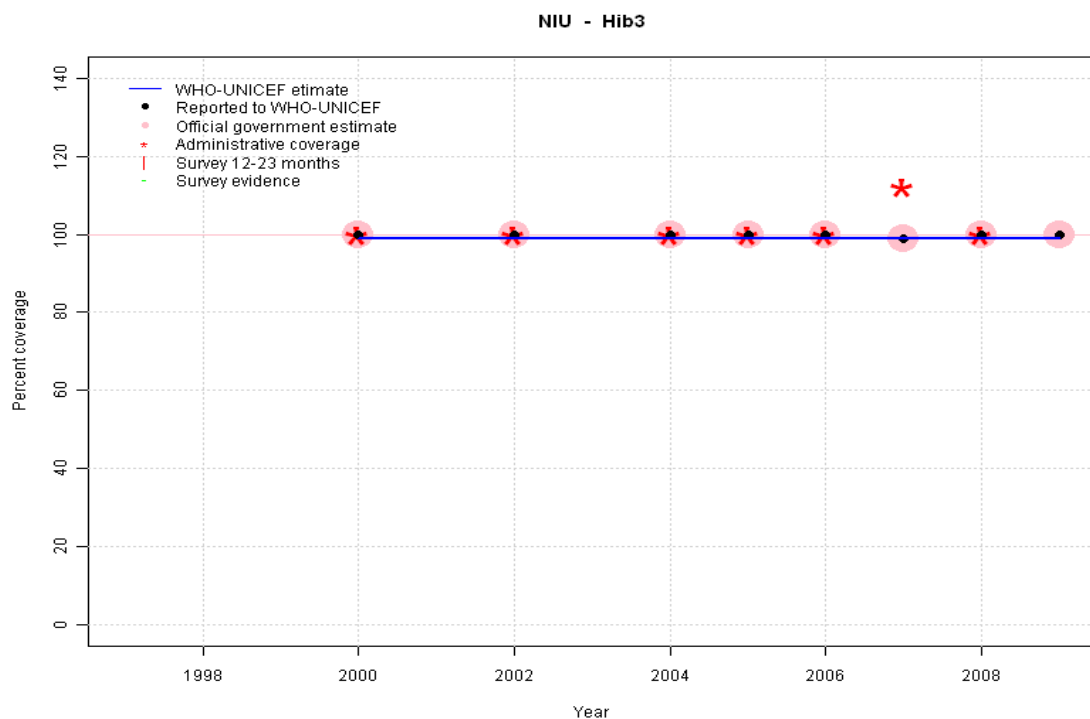
Description:



- 1997: Legacy estimate.
- 1998: Estimate based on reported data.
- 1999: Estimate based on reported data.
- 2000: Estimate based on reported data.
- 2001: Estimate based on reported data.
- 2002: Estimate based on reported data.
- 2003: Estimate based on reported data.
- 2004: Estimate based on reported data.
- 2005: Estimate based on reported data. Estimate follows nationally reported data. Decline unexplained.
- 2006: Estimate based on reported data.
- 2007: Estimate based on reported data.
- 2008: Estimate based on reported data.
- 2009: Estimate based on reported data.

	1997	1998	1999	2000	2001	2002	2003	2004	2005	2006	2007	2008	2009
Estimate	99	99	99	99	99	99	95	99	86	99	99	99	99
Reported	100	100	100	99	100	100	95	100	86	100	99	100	100
Official	NA	NA	100	100	NA	99	95	100	86	100	99	100	100
Administrative	NA	NA	100	100	100	100	95	100	86	100	112	100	NA
Survey	NA	NA	NA	NA	NA	NA	NA	NA	NA	NA	NA	NA	NA

Niue - Hib3

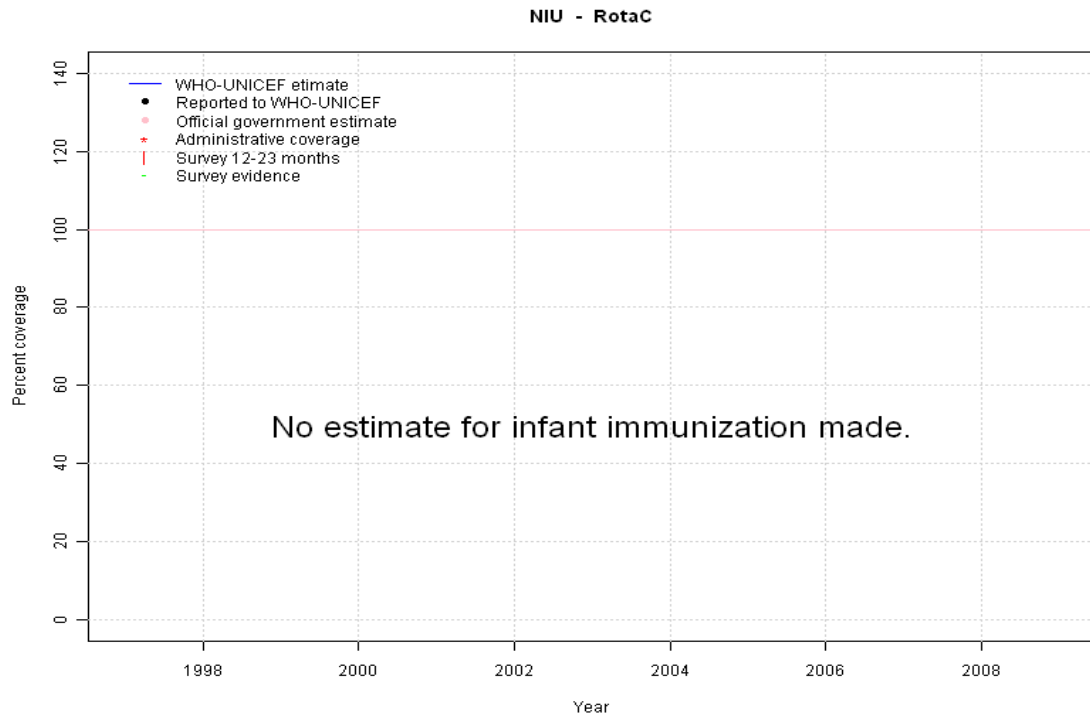


Description:

- 2000: Estimate based on reported data. Hib introduced in 1998. Reporting started in 2000. Vaccine presentation is Hib mono.
- 2001: Estimate based on reported data. Missing or ignored reported value estimated by interpolation between reported values of 100 percent in 2000 and 100 percent in 2002.
- 2002: Estimate based on reported data.
- 2003: Estimate based on reported data. Missing or ignored reported value estimated by interpolation between reported values of 100 percent in 2002 and 100 percent in 2004.
- 2004: Estimate based on reported data.
- 2005: Estimate based on reported data.
- 2006: Estimate based on reported data.
- 2007: Estimate based on reported data.
- 2008: Estimate based on reported data.
- 2009: Estimate based on reported data.

	1997	1998	1999	2000	2001	2002	2003	2004	2005	2006	2007	2008	2009
Estimate	NA	NA	NA	99	99	99	99	99	99	99	99	99	99
Reported	NA	NA	NA	100	NA	100	NA	100	100	100	99	100	100
Official	NA	NA	NA	100	NA	100	NA	100	100	100	99	100	100
Administrative	NA	NA	NA	100	NA	100	NA	100	100	100	112	100	NA
Survey	NA	NA	NA	NA	NA	NA	NA	NA	NA	NA	NA	NA	NA

Niue - RotaC

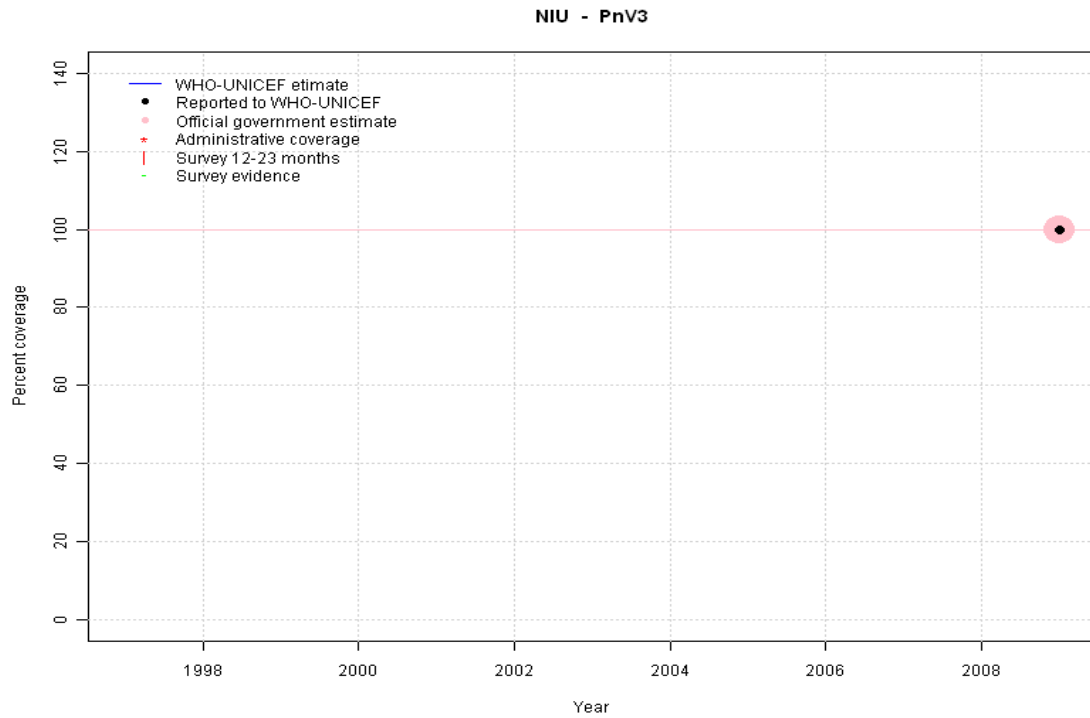


	1997	1998	1999	2000	2001	2002	2003	2004	2005	2006	2007	2008	2009
Estimate	NA	NA	NA	NA	NA	NA	NA	NA	NA	NA	NA	NA	NA
Reported	NA	NA	NA	NA	NA	NA	NA	NA	NA	NA	NA	NA	NA
Official	NA	NA	NA	NA	NA	NA	NA	NA	NA	NA	NA	NA	NA
Administrative	NA	NA	NA	NA	NA	NA	NA	NA	NA	NA	NA	NA	NA
Survey	NA	NA	NA	NA	NA	NA	NA	NA	NA	NA	NA	NA	NA

Niue - PnV3

Description:

2009: Estimate based on reported data. PCV introduced in 2009



	1997	1998	1999	2000	2001	2002	2003	2004	2005	2006	2007	2008	2009
Estimate	NA	NA	NA	NA	NA	NA	NA	NA	NA	NA	NA	NA	99
Reported	NA	NA	NA	NA	NA	NA	NA	NA	NA	NA	NA	NA	100
Official	NA	NA	NA	NA	NA	NA	NA	NA	NA	NA	NA	NA	100
Administrative	NA	NA	NA	NA	NA	NA	NA	NA	NA	NA	NA	NA	NA
Survey	NA	NA	NA	NA	NA	NA	NA	NA	NA	NA	NA	NA	NA

Further information and estimates for 1980-1996 are available at:

http://www.childinfo.org/immunization_countryreports.html

http://www.who.int/immunization_monitoring/routine/immunization_coverage/en/index4.html