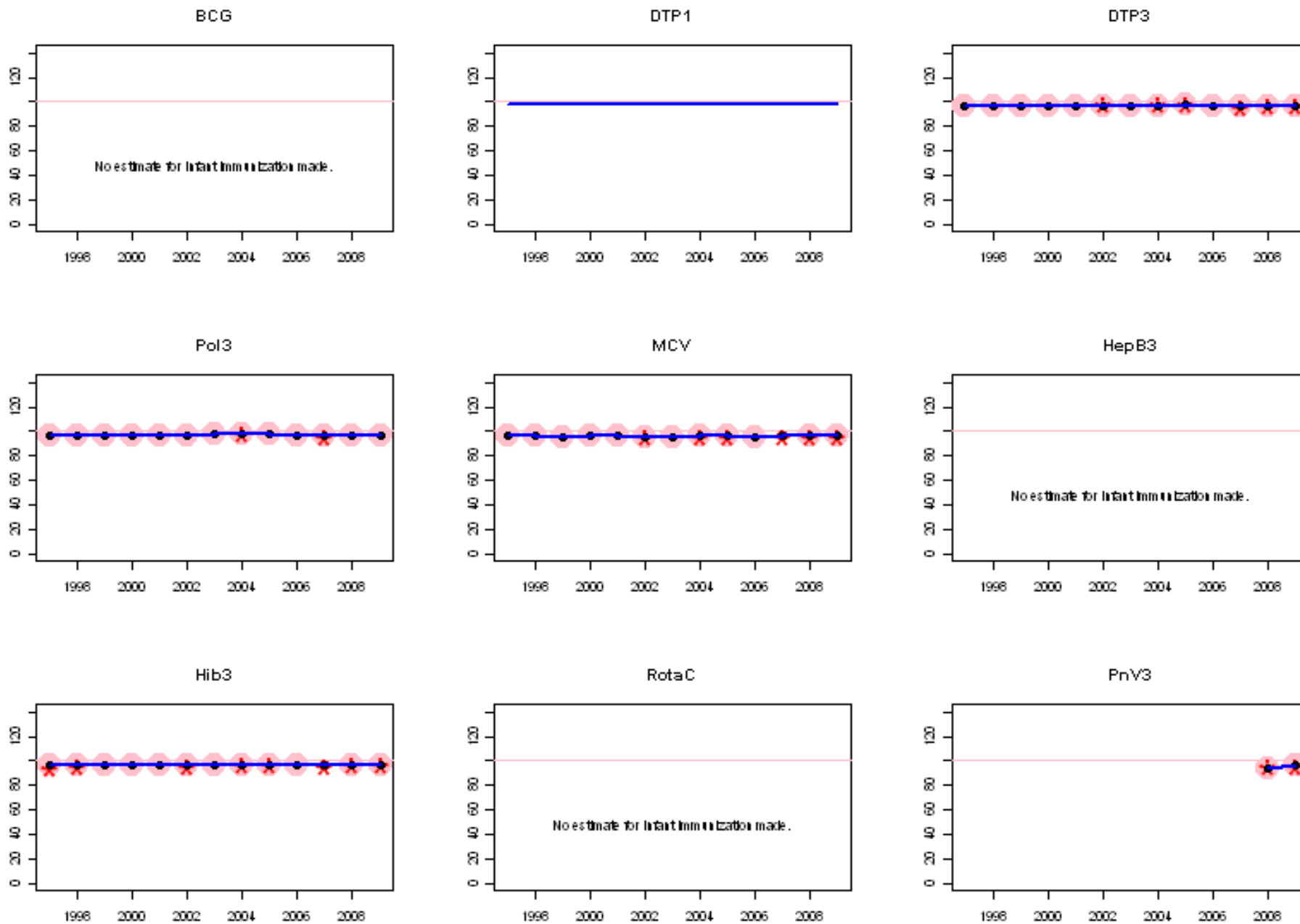
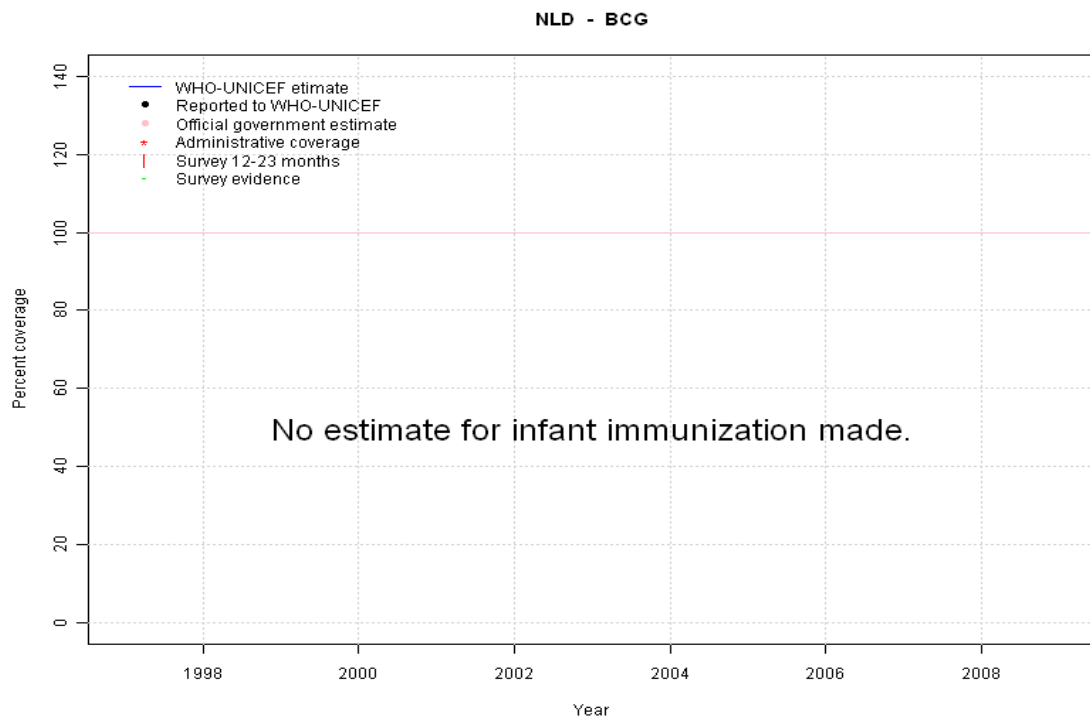


Netherlands: WHO and UNICEF estimates of immunization coverage, 1997 - 2009



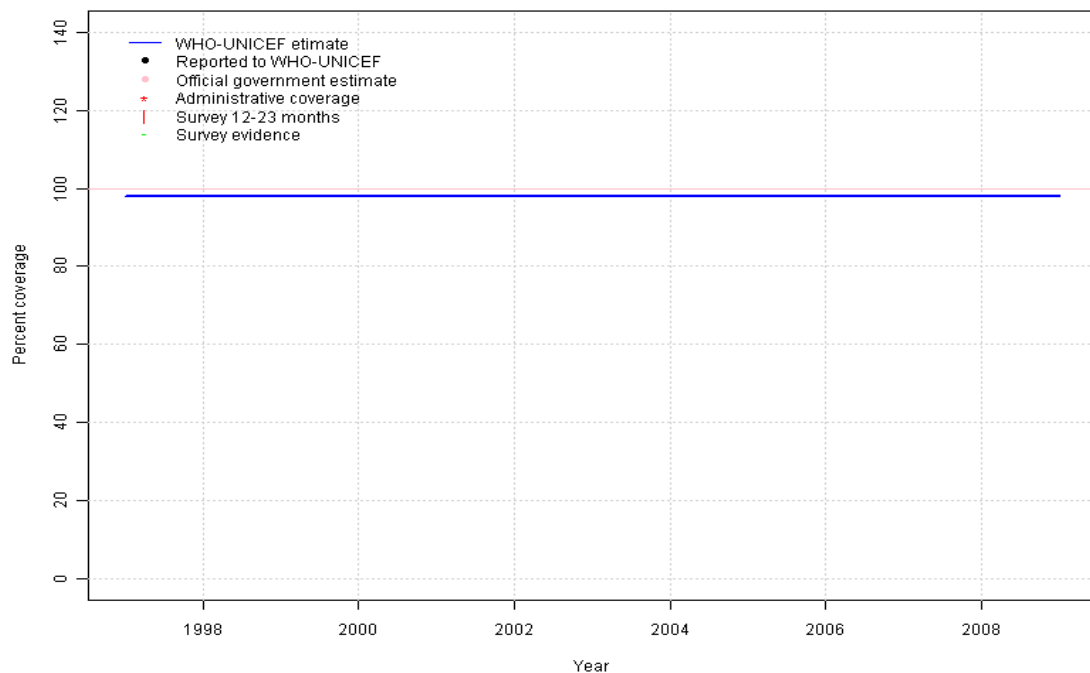
Netherlands - BCG



	1997	1998	1999	2000	2001	2002	2003	2004	2005	2006	2007	2008	2009
Estimate	NA	NA	NA	NA	NA	NA	NA	NA	NA	NA	NA	NA	NA
Reported	NA	NA	NA	NA	NA	NA	NA	NA	NA	NA	NA	NA	NA
Official	NA	NA	NA	NA	NA	NA	NA	NA	NA	NA	NA	NA	NA
Administrative	NA	NA	NA	NA	NA	NA	NA	NA	NA	NA	NA	NA	NA
Survey	NA	NA	NA	NA	NA	NA	NA	NA	NA	NA	NA	NA	NA

Netherlands - DTP1

NLD - DTP1



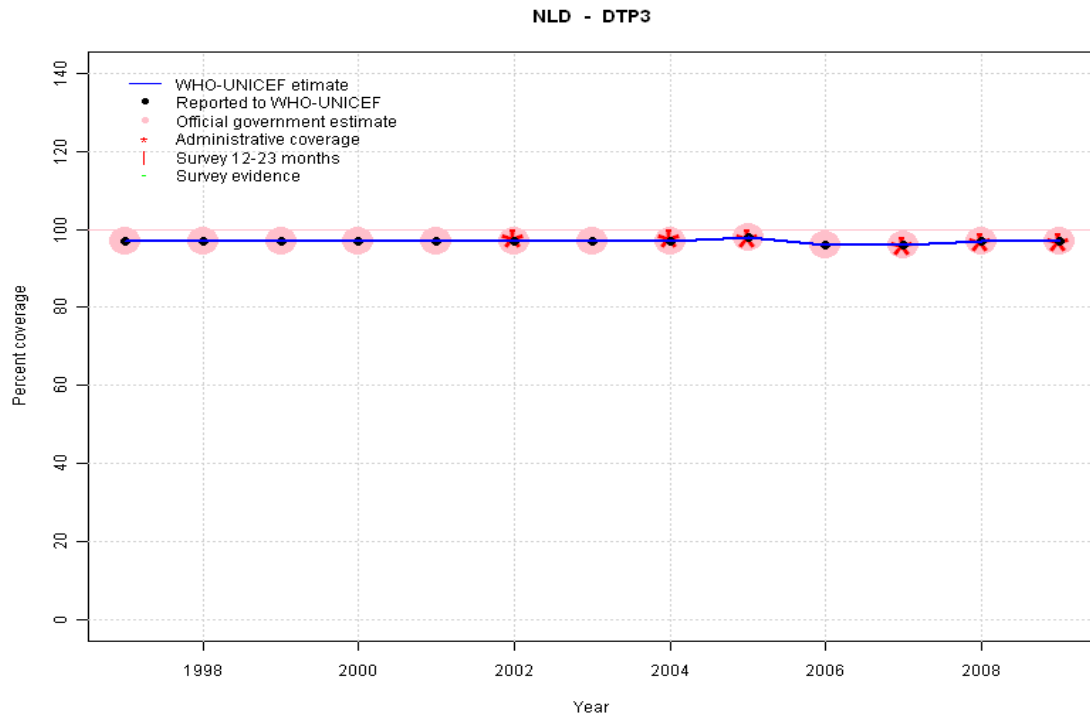
	1997	1998	1999	2000	2001	2002	2003	2004	2005	2006	2007	2008	2009
Estimate	98	98	98	98	98	98	98	98	98	98	98	98	98
Reported	NA	NA	NA	NA	NA	NA	NA	NA	NA	NA	NA	NA	NA
Official	NA	NA	NA	NA	NA	NA	NA	NA	NA	NA	NA	NA	NA
Administrative	NA	NA	NA	NA	NA	NA	NA	NA	NA	NA	NA	NA	NA
Survey	NA	NA	NA	NA	NA	NA	NA	NA	NA	NA	NA	NA	NA

Description:

- 1997: No DTP1 data available for any year; estimate based on the relationship between DTP1 and DTP3 from 282 surveys.
- 1998: No DTP1 data available for any year; estimate based on the relationship between DTP1 and DTP3 from 282 surveys.
- 1999: No DTP1 data available for any year; estimate based on the relationship between DTP1 and DTP3 from 282 surveys.
- 2000: No DTP1 data available for any year; estimate based on the relationship between DTP1 and DTP3 from 282 surveys.
- 2001: No DTP1 data available for any year; estimate based on the relationship between DTP1 and DTP3 from 282 surveys.
- 2002: No DTP1 data available for any year; estimate based on the relationship between DTP1 and DTP3 from 282 surveys.
- 2003: No DTP1 data available for any year; estimate based on the relationship between DTP1 and DTP3 from 282 surveys.
- 2004: No DTP1 data available for any year; estimate based on the relationship between DTP1 and DTP3 from 282 surveys.
- 2005: No DTP1 data available for any year; estimate based on the relationship between DTP1 and DTP3 from 282 surveys.
- 2006: No DTP1 data available for any year; estimate based on the relationship between DTP1 and DTP3 from 282 surveys.
- 2007: No DTP1 data available for any year; estimate based on the relationship between DTP1 and DTP3 from 282 surveys.
- 2008: No DTP1 data available for any year; estimate based on the relationship between DTP1 and DTP3 from 282 surveys.
- 2009: No DTP1 data available for any year; estimate based on the relationship between DTP1 and DTP3 from 282 surveys.

Netherlands - DTP3

Description:

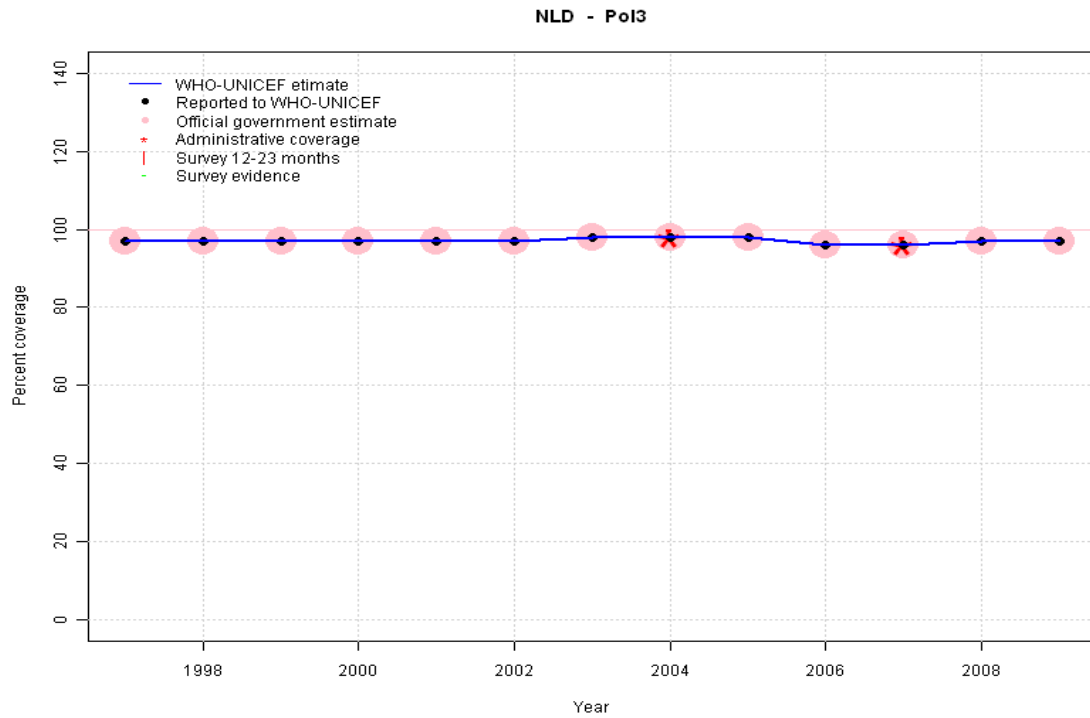


- 1997: Legacy estimate.
- 1998: Estimate based on reported data.
- 1999: Estimate based on reported data.
- 2000: Estimate based on reported data.
- 2001: Estimate based on reported data.
- 2002: Estimate based on reported data.
- 2003: Estimate based on reported data.
- 2004: Estimate based on reported data.
- 2005: Estimate based on reported data.
- 2006: Estimate based on reported data.
- 2007: Estimate based on reported data.
- 2008: Estimate based on reported data.
- 2009: Estimate based on reported data.

	1997	1998	1999	2000	2001	2002	2003	2004	2005	2006	2007	2008	2009
Estimate	97	97	97	97	97	97	97	97	98	96	96	97	97
Reported	97	97	97	97	97	97	97	97	98	96	96	97	97
Official	97	97	97	97	97	97	97	97	98	96	96	97	97
Administrative	NA	NA	NA	NA	NA	98	NA	98	98	NA	96	97	97
Survey	NA	NA	NA	NA	NA	NA	NA	NA	NA	NA	NA	NA	NA

Netherlands - Pol3

Description:

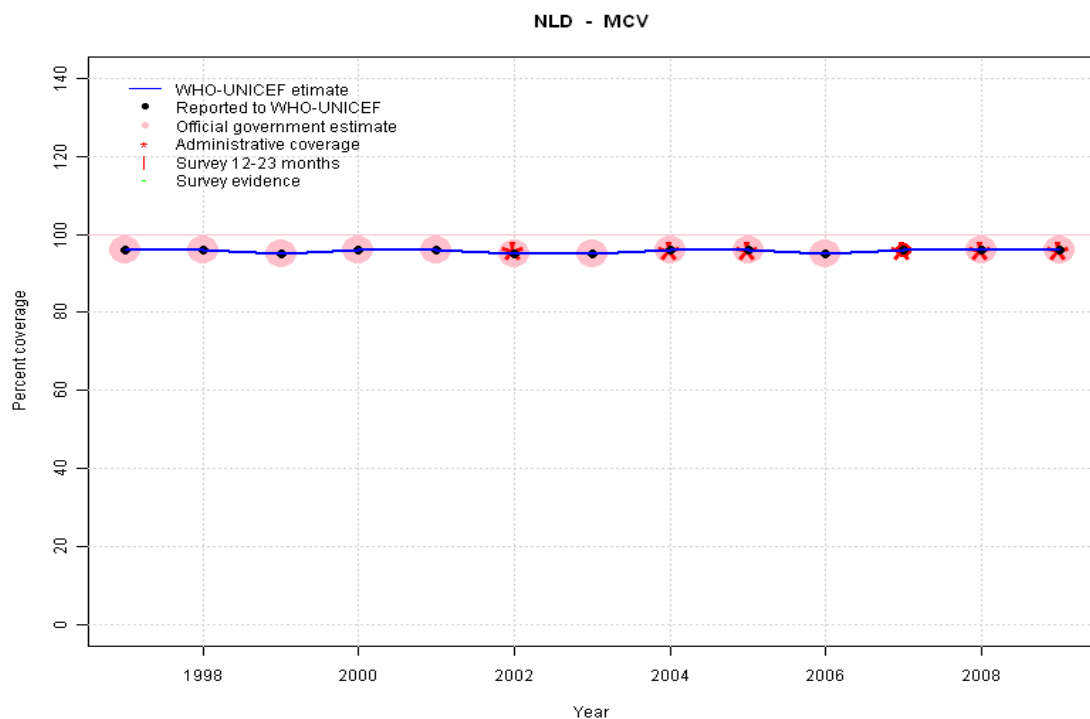


1997: Legacy estimate.
 1998: Estimate based on reported data.
 1999: Estimate based on reported data.
 2000: Estimate based on reported data.
 2001: Estimate based on reported data.
 2002: Estimate based on reported data.
 2003: Estimate based on reported data.
 2004: Estimate based on reported data.
 2005: Estimate based on reported data.
 2006: Estimate based on reported data.
 2007: Estimate based on reported data.
 2008: Estimate based on reported data.
 2009: Estimate based on reported data.

	1997	1998	1999	2000	2001	2002	2003	2004	2005	2006	2007	2008	2009
Estimate	97	97	97	97	97	97	98	98	98	96	96	97	97
Reported	97	97	97	97	97	97	98	98	98	96	96	97	97
Official	97	97	97	97	97	97	98	98	98	96	96	97	97
Administrative	NA	NA	NA	NA	NA	NA	NA	98	NA	NA	96	NA	NA
Survey	NA	NA	NA	NA	NA	NA	NA	NA	NA	NA	NA	NA	NA

Netherlands - MCV

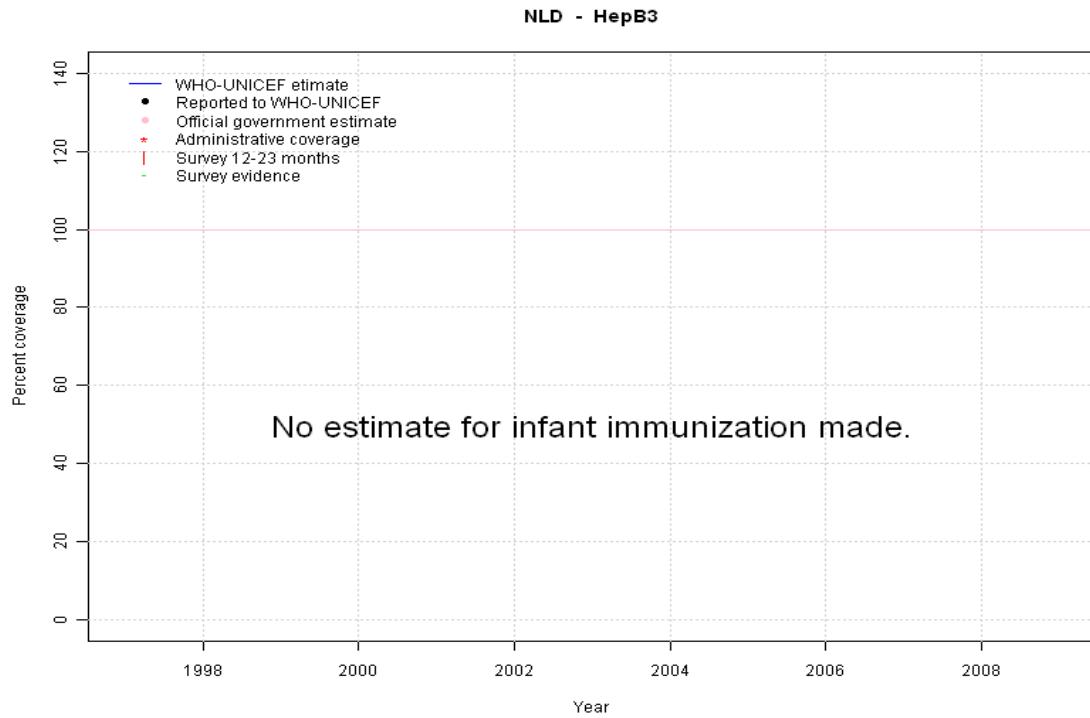
Description:



1997: Legacy estimate.
 1998: Estimate based on reported data.
 1999: Estimate based on reported data.
 2000: Estimate based on reported data.
 2001: Estimate based on reported data.
 2002: Estimate based on reported data.
 2003: Estimate based on reported data.
 2004: Estimate based on reported data.
 2005: Estimate based on reported data.
 2006: Estimate based on reported data.
 2007: Estimate based on reported data.
 2008: Estimate based on reported data.
 2009: Estimate based on reported data.

	1997	1998	1999	2000	2001	2002	2003	2004	2005	2006	2007	2008	2009
Estimate	96	96	95	96	96	95	95	96	96	95	96	96	96
Reported	96	96	95	96	96	95	95	96	96	95	96	96	96
Official	96	96	95	96	96	95	95	96	96	95	NA	96	96
Administrative	NA	NA	NA	NA	NA	96	NA	96	96	NA	96	96	96
Survey	NA	NA	NA	NA	NA	NA	NA	NA	NA	NA	NA	NA	NA

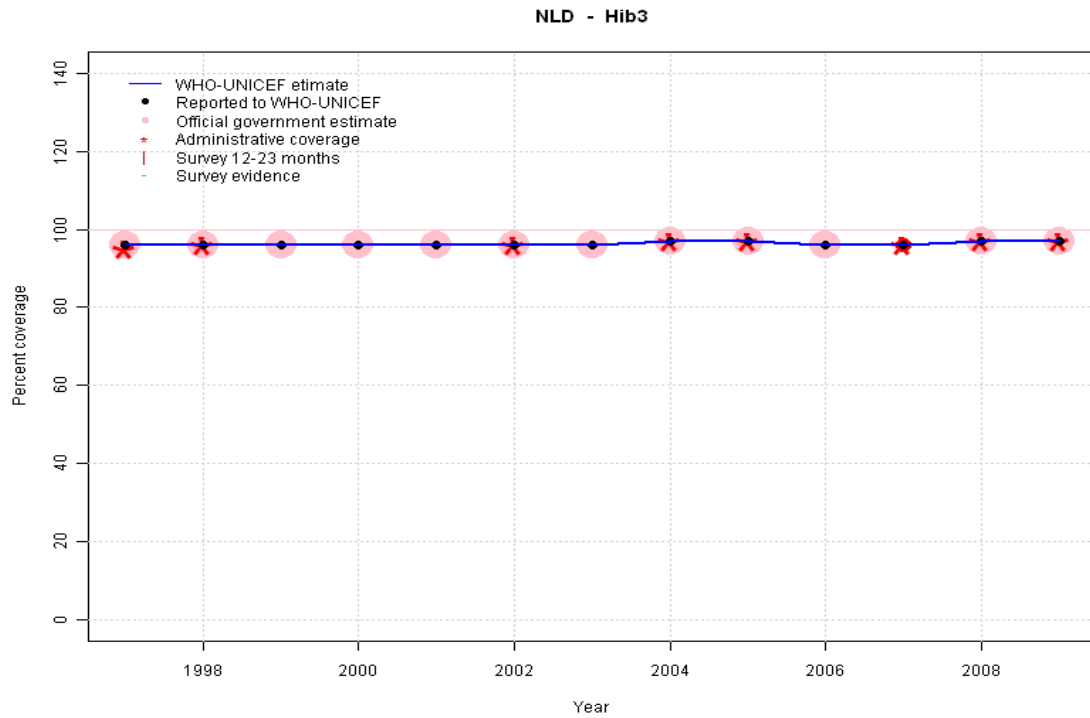
Netherlands - HepB3



	1997	1998	1999	2000	2001	2002	2003	2004	2005	2006	2007	2008	2009
Estimate	NA	NA	NA	NA	NA	NA	NA	NA	NA	NA	NA	NA	NA
Reported	NA	NA	NA	NA	NA	NA	NA	NA	NA	NA	NA	NA	NA
Official	NA	NA	NA	NA	NA	NA	NA	NA	NA	NA	NA	NA	NA
Administrative	NA	NA	NA	NA	NA	NA	NA	NA	NA	NA	NA	NA	NA
Survey	NA	NA	NA	NA	NA	NA	NA	NA	NA	NA	NA	NA	NA

Netherlands - Hib3

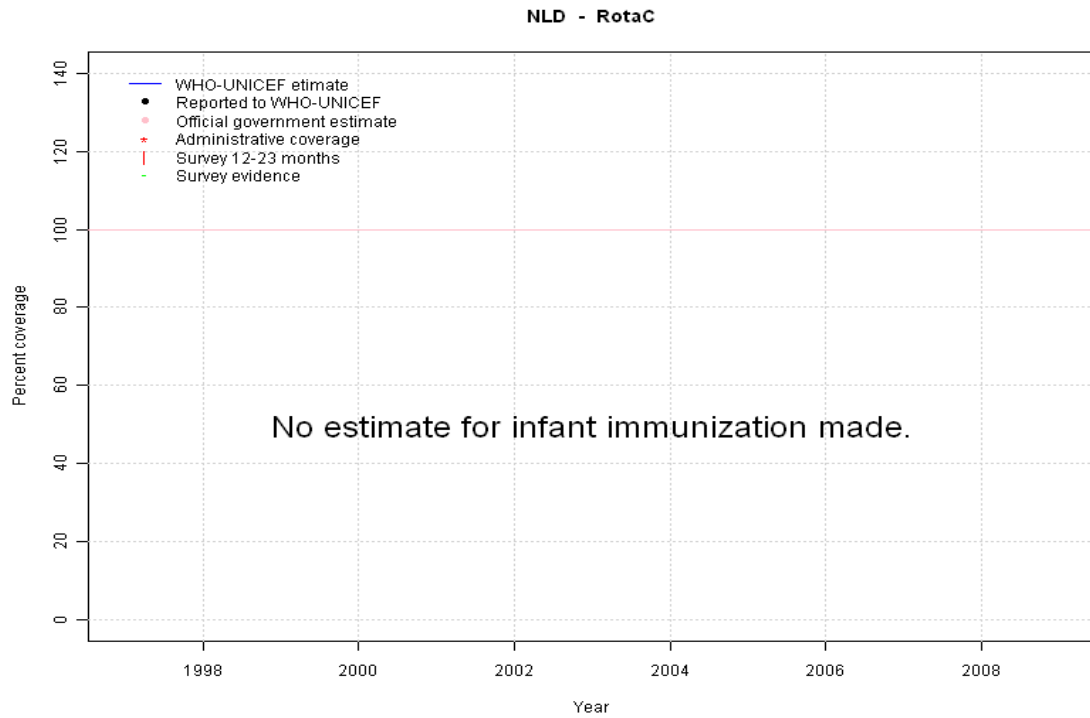
Description:



1997: Legacy estimate. Hib introduced in 1993. Reporting started in 1997.
 1998: Estimate based on reported data.
 1999: Estimate based on reported data.
 2000: Estimate based on reported data.
 2001: Estimate based on reported data.
 2002: Estimate based on reported data.
 2003: Estimate based on reported data.
 2004: Estimate based on reported data.
 2005: Estimate based on reported data.
 2006: Estimate based on reported data.
 2007: Estimate based on reported data.
 2008: Estimate based on reported data.
 2009: Estimate based on reported data.

	1997	1998	1999	2000	2001	2002	2003	2004	2005	2006	2007	2008	2009
Estimate	96	96	96	96	96	96	96	97	97	96	96	97	97
Reported	96	96	96	96	96	96	96	97	97	96	96	97	97
Official	96	96	96	96	96	96	96	97	97	96	NA	97	97
Administrative	95	96	NA	NA	NA	96	NA	97	97	NA	96	97	97
Survey	NA	NA	NA	NA	NA	NA	NA	NA	NA	NA	NA	NA	NA

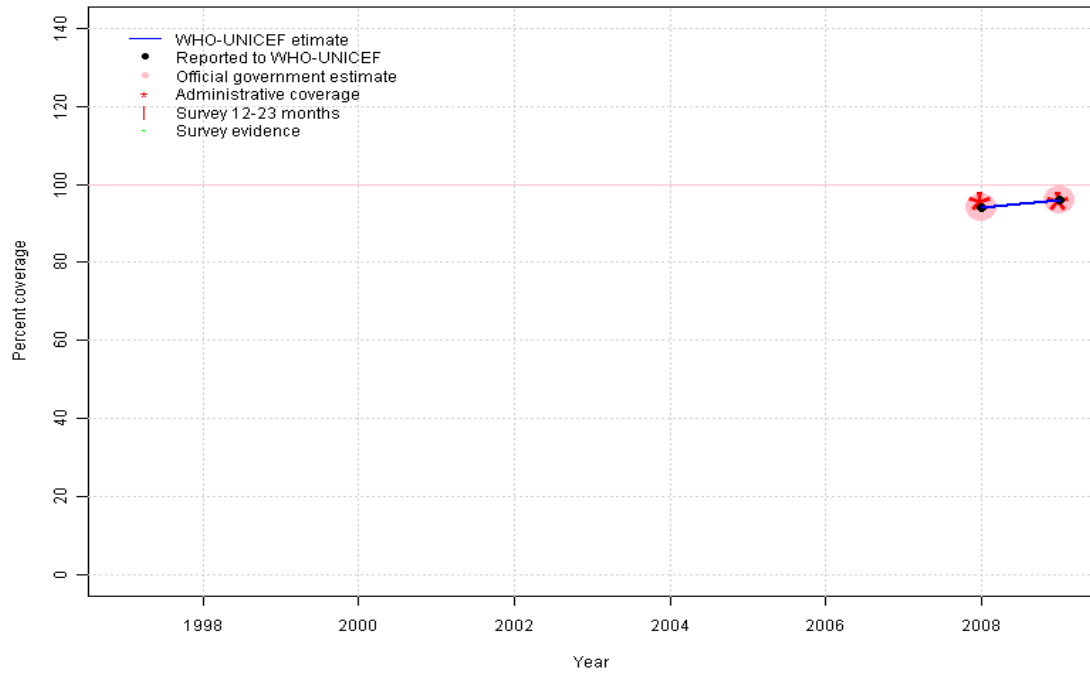
Netherlands - RotaC



	1997	1998	1999	2000	2001	2002	2003	2004	2005	2006	2007	2008	2009
Estimate	NA	NA	NA	NA	NA	NA	NA	NA	NA	NA	NA	NA	NA
Reported	NA	NA	NA	NA	NA	NA	NA	NA	NA	NA	NA	NA	NA
Official	NA	NA	NA	NA	NA	NA	NA	NA	NA	NA	NA	NA	NA
Administrative	NA	NA	NA	NA	NA	NA	NA	NA	NA	NA	NA	NA	NA
Survey	NA	NA	NA	NA	NA	NA	NA	NA	NA	NA	NA	NA	NA

Netherlands - PnV3

NLD - PnV3



Description:

2008: Estimate based on reported data. PCV introduced in 2006 reporting started in 2008

2009: Estimate based on reported data.

	1997	1998	1999	2000	2001	2002	2003	2004	2005	2006	2007	2008	2009
Estimate	NA	NA	NA	NA	NA	NA	NA	NA	NA	NA	NA	94	96
Reported	NA	NA	NA	NA	NA	NA	NA	NA	NA	NA	NA	94	96
Official	NA	NA	NA	NA	NA	NA	NA	NA	NA	NA	NA	94	96
Administrative	NA	NA	NA	NA	NA	NA	NA	NA	NA	NA	NA	96	96
Survey	NA	NA	NA	NA	NA	NA	NA	NA	NA	NA	NA	NA	NA

Further information and estimates for 1980-1996 are available at:

http://www.childinfo.org/immunization_countryreports.html

http://www.who.int/immunization_monitoring/routine/immunization_coverage/en/index4.html