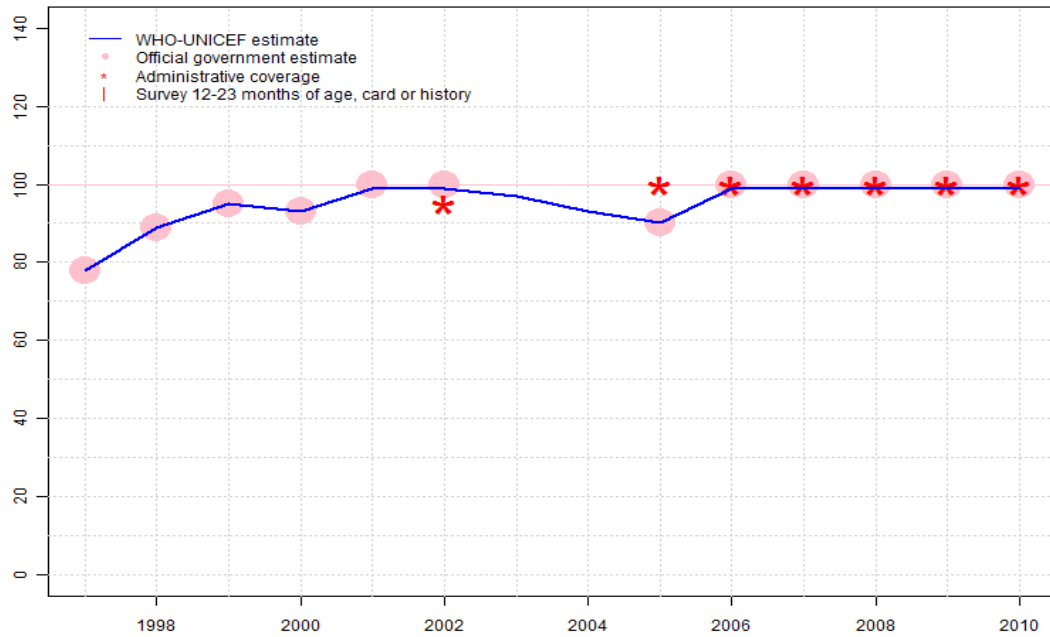


Nauru - BCG

NRU - BCG



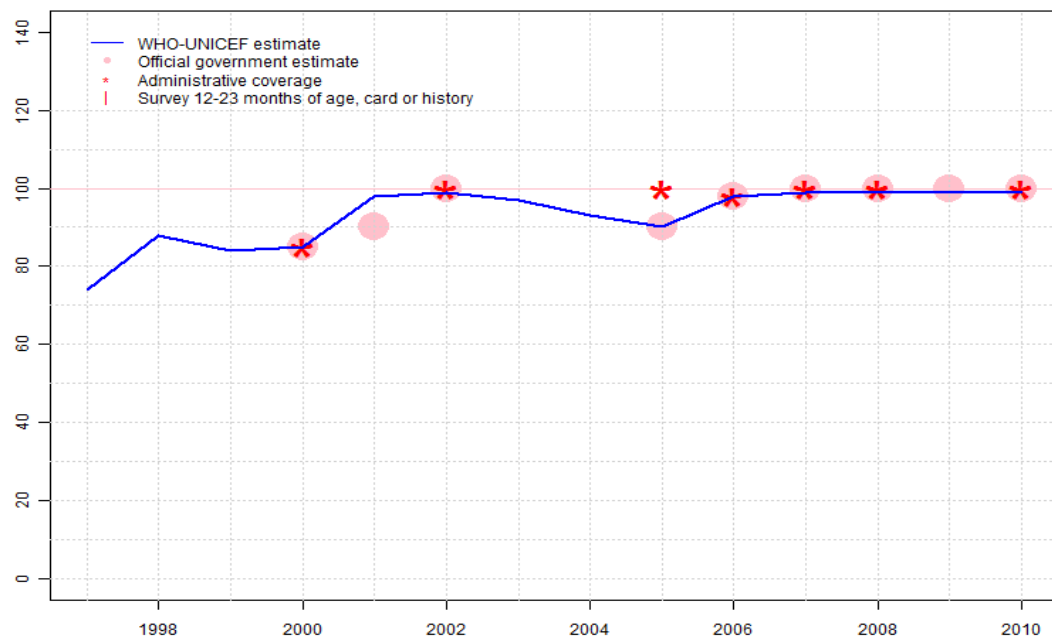
	1997	1998	1999	2000	2001	2002	2003	2004	2005	2006	2007	2008	2009	2010
Estimate	78	89	95	93	99	99	97	93	90	99	99	99	99	99
Official	78	89	95	93	100	100	NA	NA	90	100	100	100	100	100
Administrative	NA	NA	NA	NA	NA	95	NA	NA	100	100	100	100	100	100
Survey	NA	NA	NA	NA	NA	NA	NA	NA	NA	NA	NA	NA	NA	NA

Description:

- 1997: Legacy estimate. Fluctuation in reported data is attributed to small birth cohort.
- 1998: Estimate based on reported data. Fluctuation in reported data is attributed to small birth cohort.
- 1999: Estimate based on reported data. Fluctuation in reported data is attributed to small birth cohort.
- 2000: Estimate based on reported data. Fluctuation in reported data is attributed to small birth cohort.
- 2001: Estimate based on reported data. Fluctuation in reported data is attributed to small birth cohort.
- 2002: Estimate based on reported data. Fluctuation in reported data is attributed to small birth cohort. Current estimate of 99 percent changed from previous revision value of 95 percent.
- 2003: Estimate based on interpolation between 2002 and 2005. Fluctuation in reported data is attributed to small birth cohort. Current estimate of 97 percent changed from previous revision value of 93 percent.
- 2004: Estimate based on interpolation between 2002 and 2005. Fluctuation in reported data is attributed to small birth cohort. Current estimate of 93 percent changed from previous revision value of 92 percent.
- 2005: Estimate based on reported data. Fluctuation in reported data is attributed to small birth cohort.
- 2006: Estimate based on reported data. Fluctuation in reported data is attributed to small birth cohort.
- 2007: Estimate based on reported data. Fluctuation in reported data is attributed to small birth cohort.
- 2008: Estimate based on reported data. Fluctuation in reported data is attributed to small birth cohort.
- 2009: Estimate based on reported data. Fluctuation in reported data is attributed to small birth cohort.
- 2010: Estimate based on reported data. Fluctuation in reported data is attributed to small birth cohort.

Nauru - DTP1

NRU - DTP1



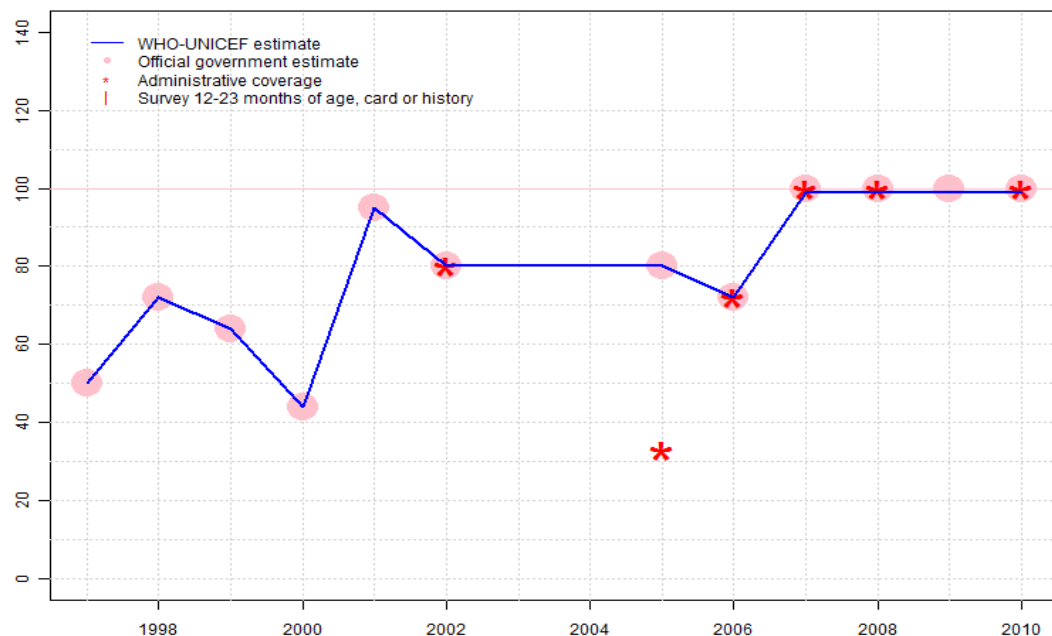
	1997	1998	1999	2000	2001	2002	2003	2004	2005	2006	2007	2008	2009	2010
Estimate	74	88	84	85	98	99	97	93	90	98	99	99	99	99
Official	NA	NA	NA	85	90	100	NA	NA	90	98	100	100	100	100
Administrative	NA	NA	NA	85	NA	100	NA	NA	100	98	100	100	NA	100
Survey	NA	NA	NA	NA	NA	NA	NA	NA	NA	NA	NA	NA	NA	NA

Description:

- 1997: Legacy estimate. Fluctuation in reported data is attributed to small birth cohort.
- 1998: No DTP1 data. Estimate based on DTP3 coverage of 72. Fluctuation in reported data is attributed to small birth cohort. Current estimate of 88 percent changed from previous revision value of 74 percent.
- 1999: No DTP1 data. Estimate based on DTP3 coverage of 64. Fluctuation in reported data is attributed to small birth cohort. Current estimate of 84 percent changed from previous revision value of 74 percent.
- 2000: Estimate is based on reported data. Fluctuation in reported data is attributed to small birth cohort. Current estimate of 85 percent changed from previous revision value of 74 percent.
- 2001: DTP1 coverage estimated based on DTP3 coverage of 95. Fluctuation in reported data is attributed to small birth cohort.
- 2002: Estimate based on reported data. Fluctuation in reported data is attributed to small birth cohort. Current estimate of 99 percent changed from previous revision value of 88 percent.
- 2003: Estimate based on interpolation between 2002 and 2005. Fluctuation in reported data is attributed to small birth cohort. Current estimate of 97 percent changed from previous revision value of 86 percent.
- 2004: Estimate based on interpolation between 2002 and 2005. Fluctuation in reported data is attributed to small birth cohort. Current estimate of 93 percent changed from previous revision value of 82 percent.
- 2005: Estimate based on reported data. Fluctuation in reported data is attributed to small birth cohort. Current estimate of 90 percent changed from previous revision value of 93 percent.
- 2006: Estimate based on reported data. Fluctuation in reported data is attributed to small birth cohort. Current estimate of 98 percent changed from previous revision value of 87 percent.
- 2007: Estimate based on reported data. Fluctuation in reported data is attributed to small birth cohort. Current estimate of 99 percent changed from previous revision value of 98 percent.
- 2008: Estimate based on reported data. Fluctuation in reported data is attributed to small birth cohort. Current estimate of 99 percent changed from previous revision value of 98 percent.
- 2009: Estimate based on reported data. Fluctuation in reported data is attributed to small birth cohort. Current estimate of 99 percent changed from previous revision value of 98 percent.
- 2010: Estimate based on reported data. Fluctuation in reported data is attributed to small birth cohort.

Nauru - DTP3

NRU - DTP3



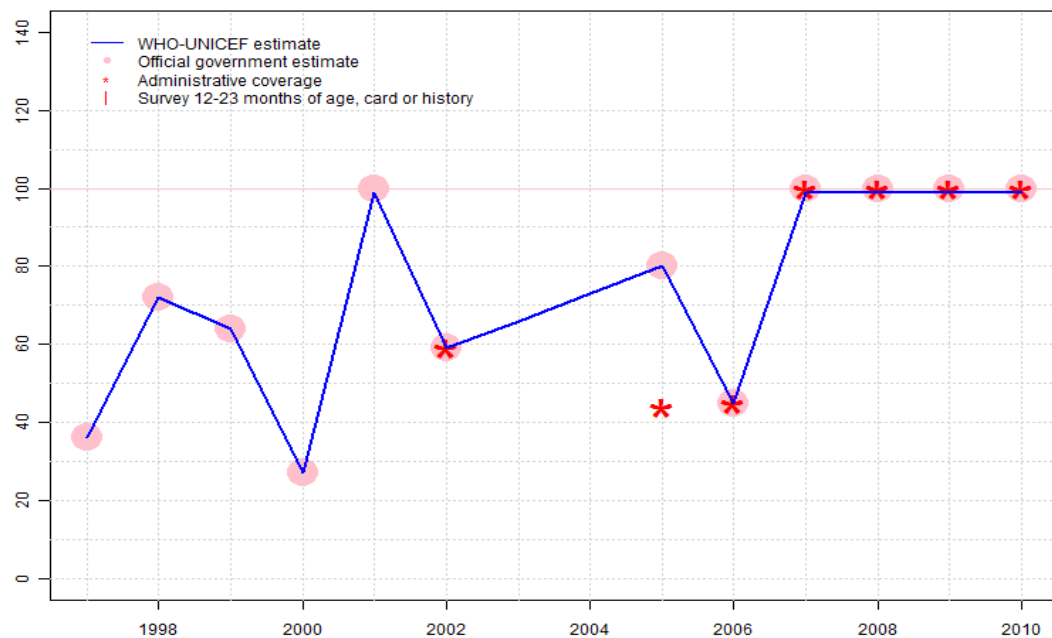
	1997	1998	1999	2000	2001	2002	2003	2004	2005	2006	2007	2008	2009	2010
Estimate	50	72	64	44	95	80	80	80	80	72	99	99	99	99
Official	50	72	64	44	95	80	NA	NA	80	72	100	100	100	100
Administrative	NA	NA	NA	NA	NA	80	NA	NA	33	72	100	100	NA	100
Survey	NA	NA	NA	NA	NA	NA	NA	NA	NA	NA	NA	NA	NA	NA

Description:

- 1997: Legacy estimate. Fluctuation in reported data is attributed to small birth cohort.
- 1998: Estimate based on reported data. Fluctuation in reported data is attributed to small birth cohort.
- 1999: Estimate based on reported data. Fluctuation in reported data is attributed to small birth cohort.
- 2000: Estimate based on reported data. Fluctuation in reported data is attributed to small birth cohort.
- 2001: Estimate based on reported data. Fluctuation in reported data is attributed to small birth cohort.
- 2002: Estimate based on reported data. Fluctuation in reported data is attributed to small birth cohort.
- 2003: Estimate based on interpolation between 2002 and 2005. Fluctuation in reported data is attributed to small birth cohort.
- 2004: Estimate based on interpolation between 2002 and 2005. Fluctuation in reported data is attributed to small birth cohort.
- 2005: Estimate based on reported data. Fluctuation in reported data is attributed to small birth cohort.
- 2006: Estimate based on reported data. Fluctuation in reported data is attributed to small birth cohort.
- 2007: Estimate based on reported data. Fluctuation in reported data is attributed to small birth cohort.
- 2008: Estimate based on reported data. Fluctuation in reported data is attributed to small birth cohort.
- 2009: Estimate based on reported data. Fluctuation in reported data is attributed to small birth cohort.
- 2010: Estimate based on reported data. Fluctuation in reported data is attributed to small birth cohort.

Nauru - Pol3

NRU - Pol3



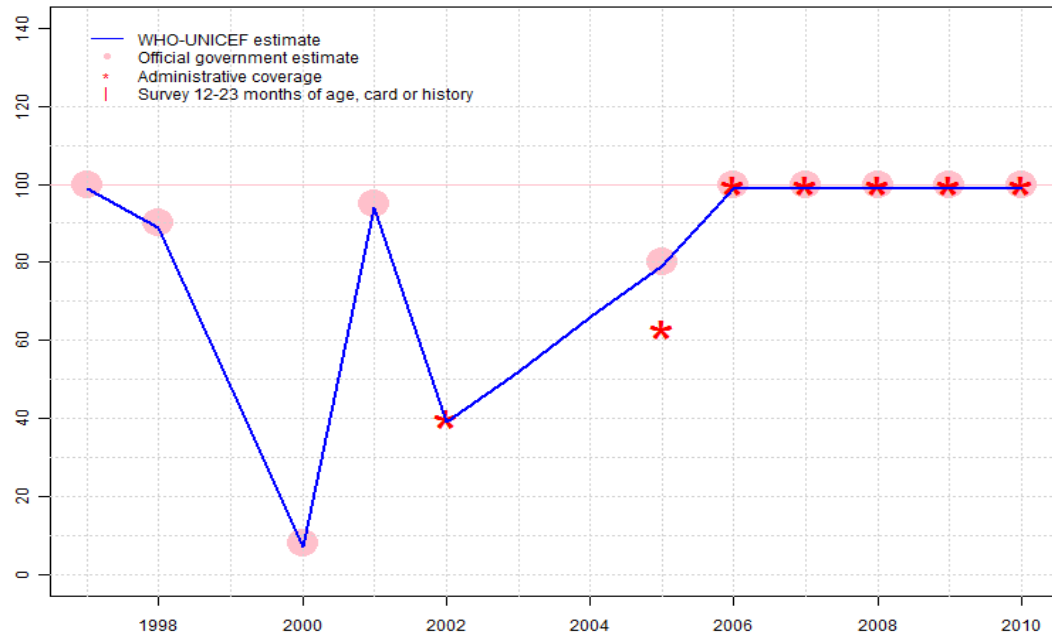
	1997	1998	1999	2000	2001	2002	2003	2004	2005	2006	2007	2008	2009	2010
Estimate	36	72	64	27	99	59	66	73	80	45	99	99	99	99
Official	36	72	64	27	100	59	NA	NA	80	45	100	100	100	100
Administrative	NA	NA	NA	NA	NA	59	NA	NA	44	45	100	100	100	100
Survey	NA	NA	NA	NA	NA	NA	NA	NA	NA	NA	NA	NA	NA	NA

Description:

- 1997: Legacy estimate. Fluctuation in reported data is attributed to small birth cohort.
- 1998: Estimate based on reported data. Fluctuation in reported data is attributed to small birth cohort.
- 1999: Estimate based on reported data. Fluctuation in reported data is attributed to small birth cohort.
- 2000: Estimate based on reported data. Fluctuation in reported data is attributed to small birth cohort.
- 2001: Estimate based on reported data. Fluctuation in reported data is attributed to small birth cohort.
- 2002: Estimate based on reported data. Fluctuation in reported data is attributed to small birth cohort.
- 2003: Estimate based on interpolation between 2002 and 2005. Fluctuation in reported data is attributed to small birth cohort.
- 2004: Estimate based on interpolation between 2002 and 2005. Fluctuation in reported data is attributed to small birth cohort.
- 2005: Estimate based on reported data. Fluctuation in reported data is attributed to small birth cohort.
- 2006: Estimate based on reported data. Fluctuation in reported data is attributed to small birth cohort. Decline in 2006 is due to OPV stock out due to prolonged power loss.
- 2007: Estimate based on reported data. Fluctuation in reported data is attributed to small birth cohort.
- 2008: Estimate based on reported data. Fluctuation in reported data is attributed to small birth cohort.
- 2009: Estimate based on reported data. Fluctuation in reported data is attributed to small birth cohort.
- 2010: Estimate based on reported data. Fluctuation in reported data is attributed to small birth cohort.

Nauru - MCV

NRU - MCV



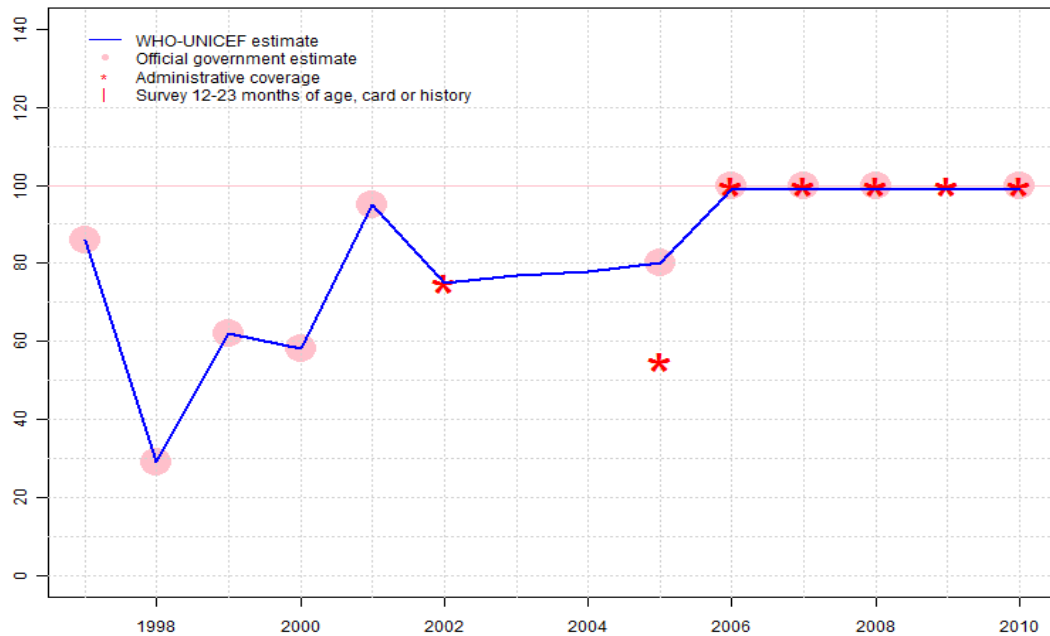
	1997	1998	1999	2000	2001	2002	2003	2004	2005	2006	2007	2008	2009	2010
Estimate	99	89	48	7	94	39	52	66	79	99	99	99	99	99
Official	100	90	NA	8	95	NA	NA	NA	80	100	100	100	100	100
Administrative	NA	NA	NA	NA	NA	40	NA	NA	63	100	100	100	100	100
Survey	NA	NA	NA	NA	NA	NA	NA	NA	NA	NA	NA	NA	NA	NA

Description:

- 1997: Legacy estimate. Fluctuation in reported data is attributed to small birth cohort.
- 1998: Reported data 90 percent calibrated to 1997 levels. Fluctuation in reported data is attributed to small birth cohort. Current estimate of 89 percent changed from previous revision value of 90 percent.
- 1999: Estimate based on interpolation between 1998 and 2000. Fluctuation in reported data is attributed to small birth cohort. Current estimate of 48 percent changed from previous revision value of 49 percent.
- 2000: Reported data 8 percent calibrated to 1997 levels. Decline in 2000 unexplained. Fluctuation in reported data is attributed to small birth cohort. Current estimate of 7 percent changed from previous revision value of 8 percent.
- 2001: Reported data 95 percent calibrated to 1997 levels. Increase in 2001 unexplained. Fluctuation in reported data is attributed to small birth cohort. Current estimate of 94 percent changed from previous revision value of 95 percent.
- 2002: Reported data 40 percent calibrated to 1997 levels. Decline in 2002 unexplained. Fluctuation in reported data is attributed to small birth cohort. Current estimate of 39 percent changed from previous revision value of 40 percent.
- 2003: Estimate based on interpolation between 2002 and 2005. Fluctuation in reported data is attributed to small birth cohort. Current estimate of 52 percent changed from previous revision value of 53 percent.
- 2004: Estimate based on interpolation between 2002 and 2005. Fluctuation in reported data is attributed to small birth cohort. Current estimate of 66 percent changed from previous revision value of 67 percent.
- 2005: Reported data 80 percent calibrated to 1997 levels. Fluctuation in reported data is attributed to small birth cohort. Current estimate of 79 percent changed from previous revision value of 80 percent.
- 2006: Reported data 100 percent calibrated to 1997 levels. Fluctuation in reported data is attributed to small birth cohort.
- 2007: Reported data 100 percent calibrated to 1997 levels. Fluctuation in reported data is attributed to small birth cohort.
- 2008: Reported data 100 percent calibrated to 1997 levels. Fluctuation in reported data is attributed to small birth cohort.
- 2009: Reported data 100 percent calibrated to 1997 levels. Fluctuation in reported data is attributed to small birth cohort.
- 2010: Reported data 100 percent calibrated to 1997 levels. Fluctuation in reported data is attributed to small birth cohort.

Nauru - HepB3

NRU - HepB3



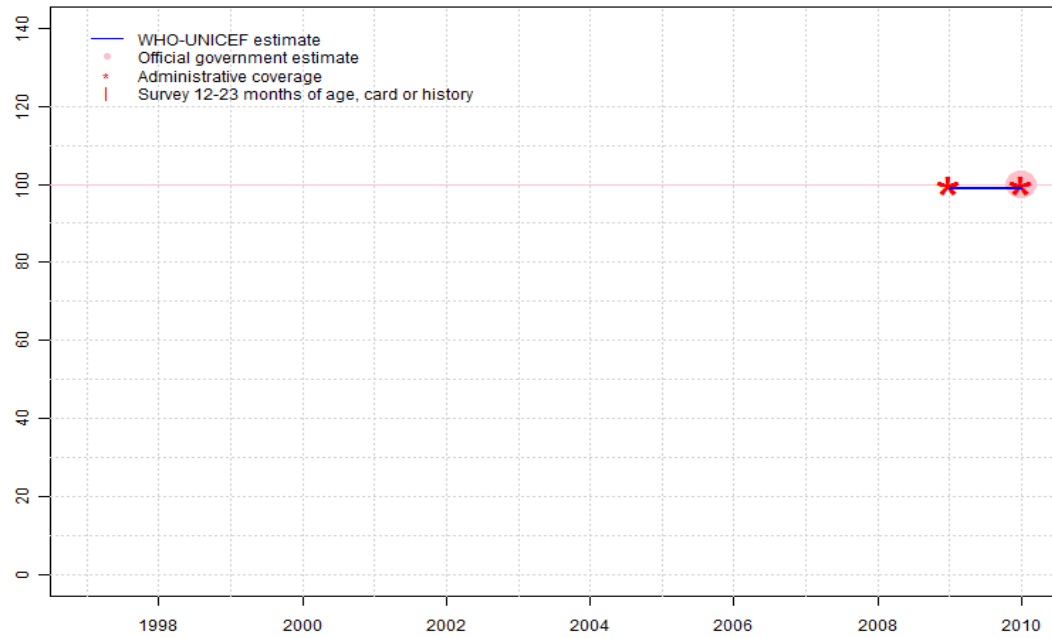
	1997	1998	1999	2000	2001	2002	2003	2004	2005	2006	2007	2008	2009	2010
Estimate	86	29	62	58	95	75	77	78	80	99	99	99	99	99
Official	86	29	62	58	95	NA	NA	NA	80	100	100	100	NA	100
Administrative	NA	NA	NA	NA	NA	75	NA	NA	55	100	100	100	100	100
Survey	NA	NA	NA	NA	NA	NA	NA	NA	NA	NA	NA	NA	NA	NA

Description:

- 1997: Legacy estimate. Fluctuation in reported data is attributed to small birth cohort.
- 1998: Estimate based on reported data. Fluctuation in reported data is attributed to small birth cohort.
- 1999: Estimate based on reported data. Fluctuation in reported data is attributed to small birth cohort.
- 2000: Estimate based on reported data. Fluctuation in reported data is attributed to small birth cohort.
- 2001: Estimate based on reported data. Fluctuation in reported data is attributed to small birth cohort.
- 2002: Estimate based on reported data. Fluctuation in reported data is attributed to small birth cohort.
- 2003: Estimate based on interpolation between 2002 and 2005. Fluctuation in reported data is attributed to small birth cohort.
- 2004: Estimate based on interpolation between 2002 and 2005. Fluctuation in reported data is attributed to small birth cohort.
- 2005: Estimate based on reported data. Fluctuation in reported data is attributed to small birth cohort.
- 2006: Estimate based on reported data. Fluctuation in reported data is attributed to small birth cohort.
- 2007: Estimate based on reported data. Fluctuation in reported data is attributed to small birth cohort.
- 2008: Estimate based on reported data. Fluctuation in reported data is attributed to small birth cohort.
- 2009: Estimate based on reported data. Fluctuation in reported data is attributed to small birth cohort.
- 2010: Estimate based on reported data. Fluctuation in reported data is attributed to small birth cohort.

Nauru - Hib3

NRU - Hib3



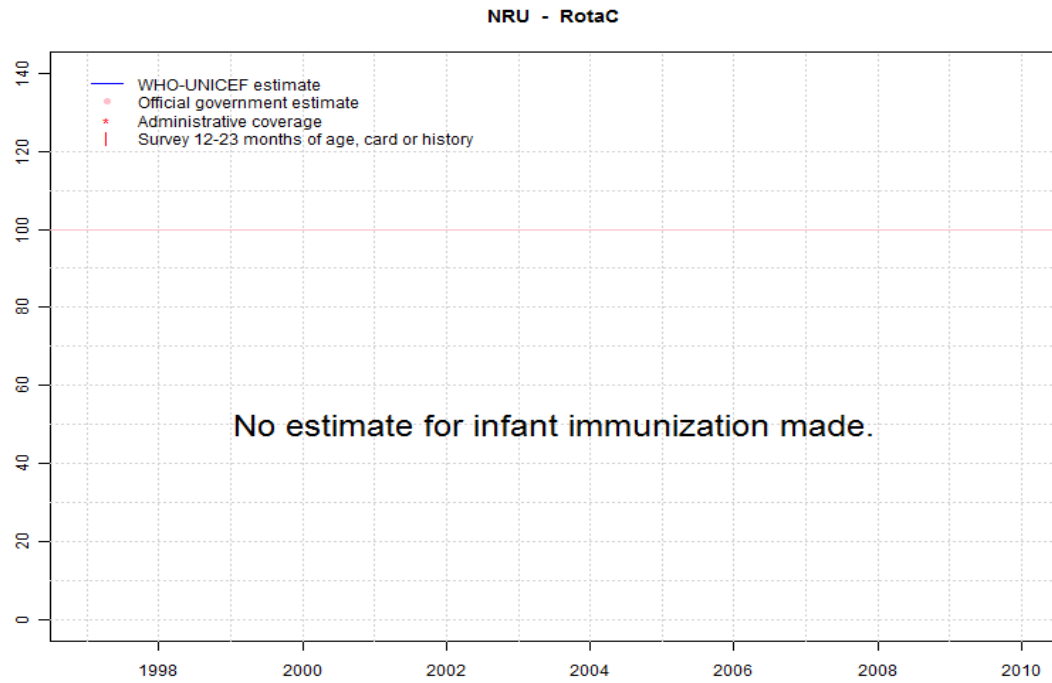
Description:

2009: Estimate based on reported data. Hib introduced in 2009. Fluctuation in reported data is attributed to small birth cohort.

2010: Estimate based on reported data. Fluctuation in reported data is attributed to small birth cohort.

	1997	1998	1999	2000	2001	2002	2003	2004	2005	2006	2007	2008	2009	2010
Estimate	NA	NA	NA	NA	NA	NA	NA	NA	NA	NA	NA	NA	99	99
Official	NA	NA	NA	NA	NA	NA	NA	NA	NA	NA	NA	NA	NA	100
Administrative	NA	NA	NA	NA	NA	NA	NA	NA	NA	NA	NA	NA	100	100
Survey	NA	NA	NA	NA	NA	NA	NA	NA	NA	NA	NA	NA	NA	NA

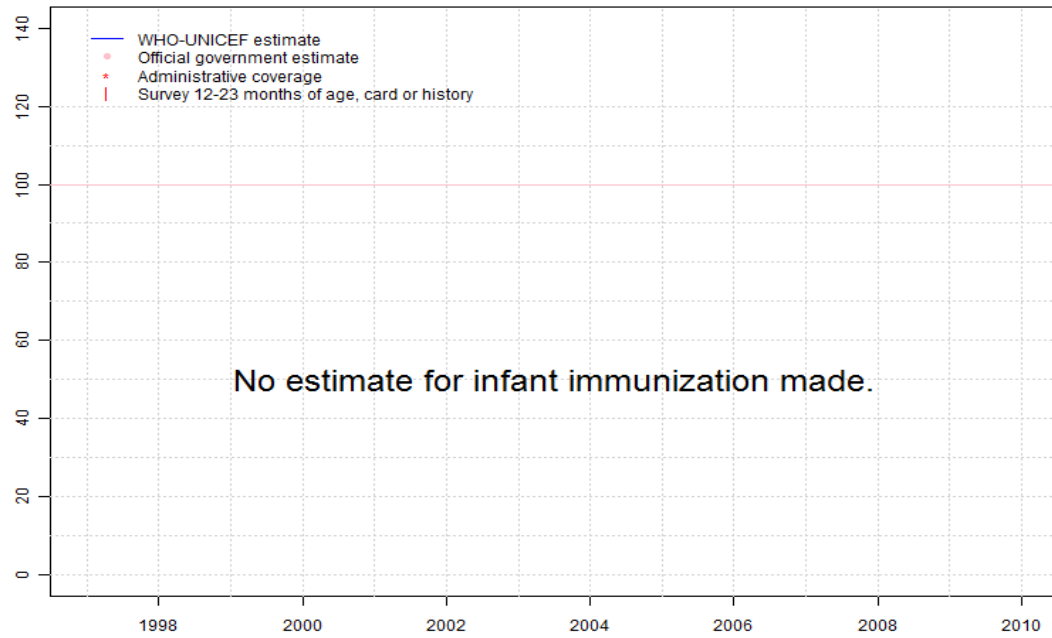
Nauru - RotaC



	1997	1998	1999	2000	2001	2002	2003	2004	2005	2006	2007	2008	2009	2010
Estimate	NA	NA	NA	NA	NA	NA	NA	NA	NA	NA	NA	NA	NA	NA
Official	NA	NA	NA	NA	NA	NA	NA	NA	NA	NA	NA	NA	NA	NA
Administrative	NA	NA	NA	NA	NA	NA	NA	NA	NA	NA	NA	NA	NA	NA
Survey	NA	NA	NA	NA	NA	NA	NA	NA	NA	NA	NA	NA	NA	NA

Nauru - PcV3

NRU - PcV3



	1997	1998	1999	2000	2001	2002	2003	2004	2005	2006	2007	2008	2009	2010
Estimate	NA	NA	NA	NA	NA	NA	NA	NA	NA	NA	NA	NA	NA	NA
Official	NA	NA	NA	NA	NA	NA	NA	NA	NA	NA	NA	NA	NA	NA
Administrative	NA	NA	NA	NA	NA	NA	NA	NA	NA	NA	NA	NA	NA	NA
Survey	NA	NA	NA	NA	NA	NA	NA	NA	NA	NA	NA	NA	NA	NA

Further information and estimates for 1980-1996 are available at:

http://www.childinfo.org/immunization_countryreports.html

http://www.who.int/immunization_monitoring/routine/immunization_coverage/en/index4.html