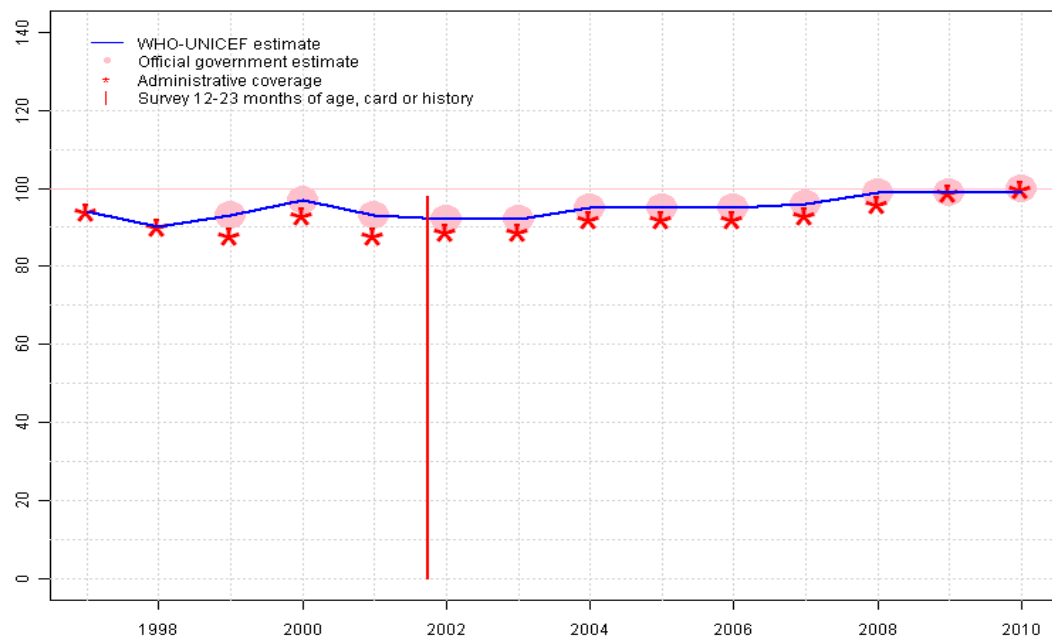


Morocco - BCG

MAR - BCG



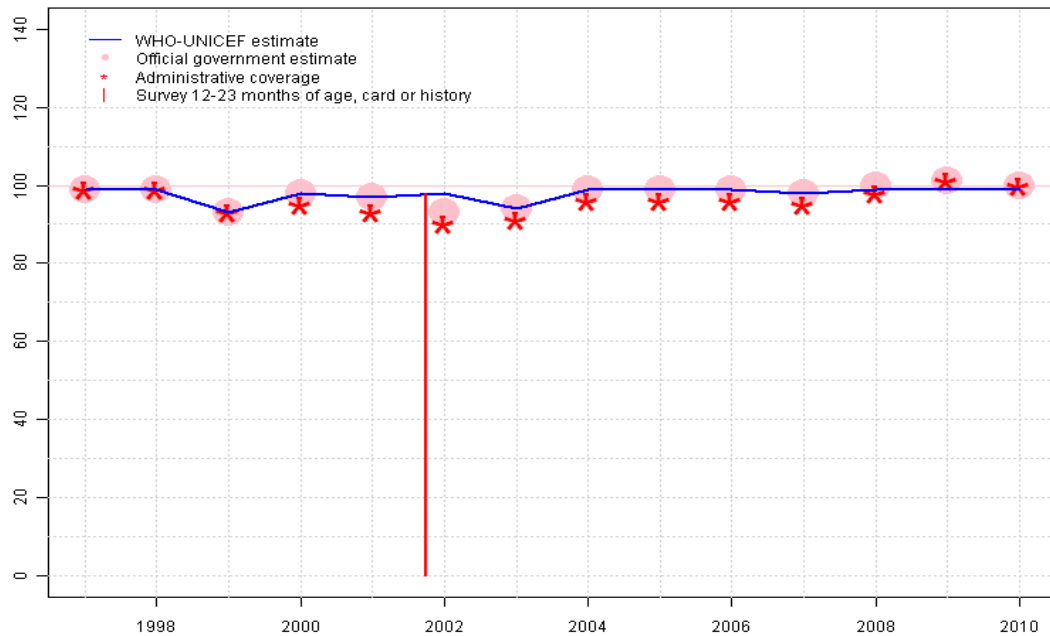
	1997	1998	1999	2000	2001	2002	2003	2004	2005	2006	2007	2008	2009	2010
Estimate	94	90	93	97	93	92	92	95	95	95	96	99	99	99
Official	NA	NA	93	97	93	92	92	95	95	95	96	99	99	100
Administrative	94	90	88	93	88	89	89	92	92	92	93	96	99	100
Survey	NA	NA	NA	NA	NA	*	NA	NA	NA	NA	NA	NA	NA	NA

Description:

- 1997: Legacy estimate. National reported estimates include estimated number of immunizations provided in the private sector.
- 1998: Estimate based on reported data. National reported estimates include estimated number of immunizations provided in the private sector.
- 1999: Estimate based on reported data. National reported estimates include estimated number of immunizations provided in the private sector.
- 2000: Estimate based on reported data. National reported estimates include estimated number of immunizations provided in the private sector.
- 2001: Estimate based on reported data. National reported estimates include estimated number of immunizations provided in the private sector.
- 2002: Estimate based on reported data. *Summary survey results of 98 percent based on 2 surveys (see survey summary page) supports reported data of 92 percent. National reported estimates include estimated number of immunizations provided in the private sector.
- 2003: Estimate based on reported data. National reported estimates include estimated number of immunizations provided in the private sector.
- 2004: Estimate based on reported data. National reported estimates include estimated number of immunizations provided in the private sector.
- 2005: Estimate based on reported data. National reported estimates include estimated number of immunizations provided in the private sector.
- 2006: Estimate based on reported data. National reported estimates include estimated number of immunizations provided in the private sector.
- 2007: Estimate based on reported data. National reported estimates include estimated number of immunizations provided in the private sector.
- 2008: Estimate based on reported data. National reported estimates include estimated number of immunizations provided in the private sector.
- 2009: Estimate based on reported data. National reported estimates include estimated number of immunizations provided in the private sector.
- 2010: Estimate based on reported data. National reported estimates include estimated number of immunizations provided in the private sector.

Morocco - DTP1

MAR - DTP1



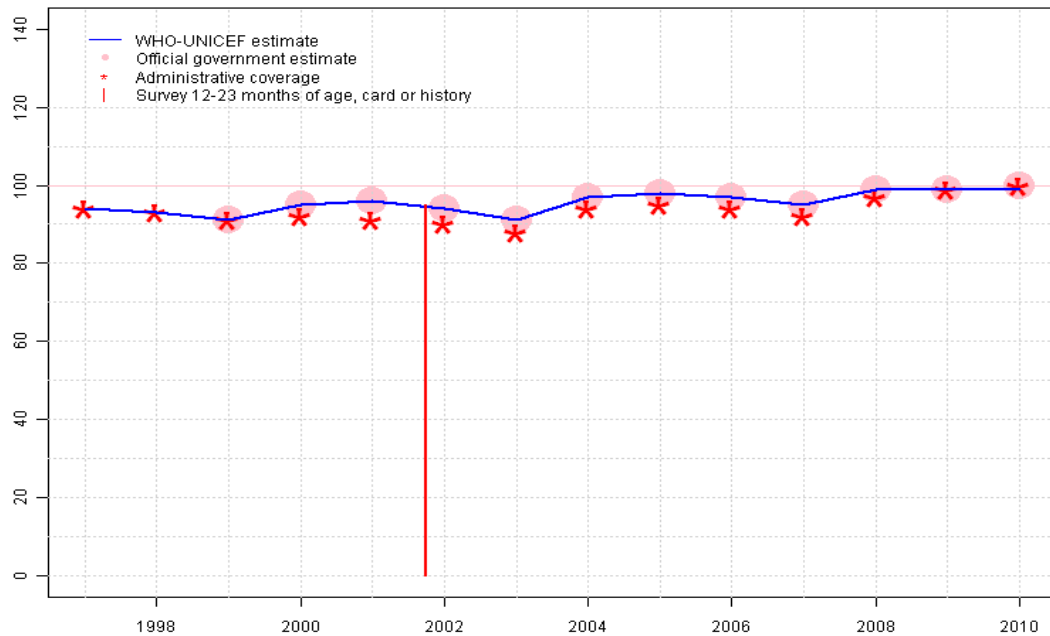
	1997	1998	1999	2000	2001	2002	2003	2004	2005	2006	2007	2008	2009	2010
Estimate	99	99	93	98	97	98	94	99	99	99	98	99	99	99
Official	99	99	93	98	97	93	94	99	99	99	98	100	101	100
Administrative	99	99	93	95	93	90	91	96	96	96	95	98	101	100
Survey	NA	NA	NA	NA	NA	*	NA	NA	NA	NA	NA	NA	NA	NA

Description:

- 1997: Legacy estimate. National reported estimates include estimated number of immunizations provided in the private sector.
- 1998: Estimate based on reported data. National reported estimates include estimated number of immunizations provided in the private sector.
- 1999: Estimate based on reported data. National reported estimates include estimated number of immunizations provided in the private sector.
- 2000: Estimate based on reported data. National reported estimates include estimated number of immunizations provided in the private sector.
- 2001: Estimate based on reported data. National reported estimates include estimated number of immunizations provided in the private sector.
- 2002: DTP1 coverage estimated based on DTP3 coverage of 94. National reported estimates include estimated number of immunizations provided in the private sector. Current estimate of 98 percent changed from previous revision value of 97 percent.
- 2003: Estimate based on reported data. National reported estimates include estimated number of immunizations provided in the private sector.
- 2004: Estimate based on reported data. National reported estimates include estimated number of immunizations provided in the private sector.
- 2005: Estimate based on reported data. National reported estimates include estimated number of immunizations provided in the private sector.
- 2006: Estimate based on reported data. National reported estimates include estimated number of immunizations provided in the private sector.
- 2007: Estimate based on reported data. National reported estimates include estimated number of immunizations provided in the private sector.
- 2008: Estimate based on reported data. National reported estimates include estimated number of immunizations provided in the private sector.
- 2009: No DTP1 data. Estimate based on DTP3 coverage of 99. Reported data of 101 percent greater than 100 percent. National reported estimates include estimated number of immunizations provided in the private sector.
- 2010: Estimate based on reported data. National reported estimates include estimated number of immunizations provided in the private sector.

Morocco - DTP3

MAR - DTP3



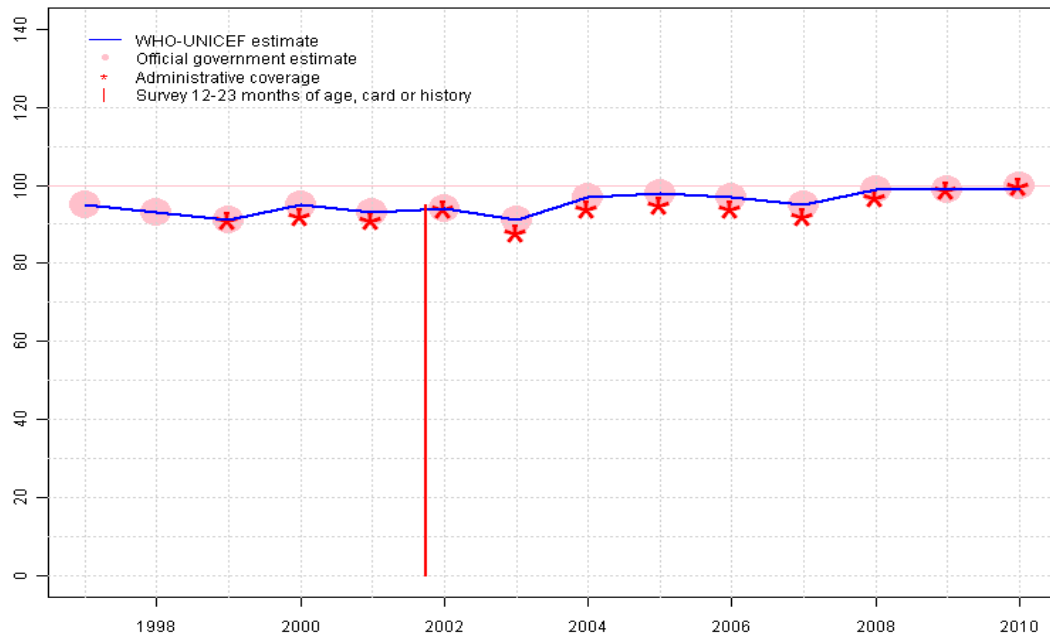
	1997	1998	1999	2000	2001	2002	2003	2004	2005	2006	2007	2008	2009	2010
Estimate	94	93	91	95	96	94	91	97	98	97	95	99	99	99
Official	NA	NA	91	95	96	94	91	97	98	97	95	99	99	100
Administrative	94	93	91	92	91	90	88	94	95	94	92	97	99	100
Survey	NA	NA	NA	NA	NA	*	NA	NA	NA	NA	NA	NA	NA	NA

Description:

- 1997: Legacy estimate. National reported estimates include estimated number of immunizations provided in the private sector.
- 1998: Estimate based on reported data. National reported estimates include estimated number of immunizations provided in the private sector.
- 1999: Estimate based on reported data. National reported estimates include estimated number of immunizations provided in the private sector.
- 2000: Estimate based on reported data. National reported estimates include estimated number of immunizations provided in the private sector.
- 2001: Estimate based on reported data. National reported estimates include estimated number of immunizations provided in the private sector.
- 2002: Estimate based on reported data. *Summary survey results of 95 percent based on 2 surveys (see survey summary page) supports reported data of 94 percent. Survey results of 95 percent modified for recall bias to 94 percent based on 1st dose card or history coverage of 98 percent, 1st dose card only coverage of 78 percent and 3d dose card only coverage of 75 percent. Survey results of 95 percent modified for recall bias to 95 percent based on 1st dose card or history coverage of 98 percent, 1st dose card only coverage of 78 percent and 3d dose card only coverage of 76 percent. National reported estimates include estimated number of immunizations provided in the private sector.
- 2003: Estimate based on reported data. National reported estimates include estimated number of immunizations provided in the private sector.
- 2004: Estimate based on reported data. National reported estimates include estimated number of immunizations provided in the private sector.
- 2005: Estimate based on reported data. National reported estimates include estimated number of immunizations provided in the private sector.
- 2006: Estimate based on reported data. National reported estimates include estimated number of immunizations provided in the private sector.
- 2007: Estimate based on reported data. National reported estimates include estimated number of immunizations provided in the private sector.
- 2008: Estimate based on reported data. National reported estimates include estimated number of immunizations provided in the private sector.
- 2009: Estimate based on reported data. National reported estimates include estimated number of immunizations provided in the private sector.
- 2010: Estimate based on reported data. National reported estimates include estimated number of immunizations provided in the private sector.

Morocco - Pol3

MAR - Pol3



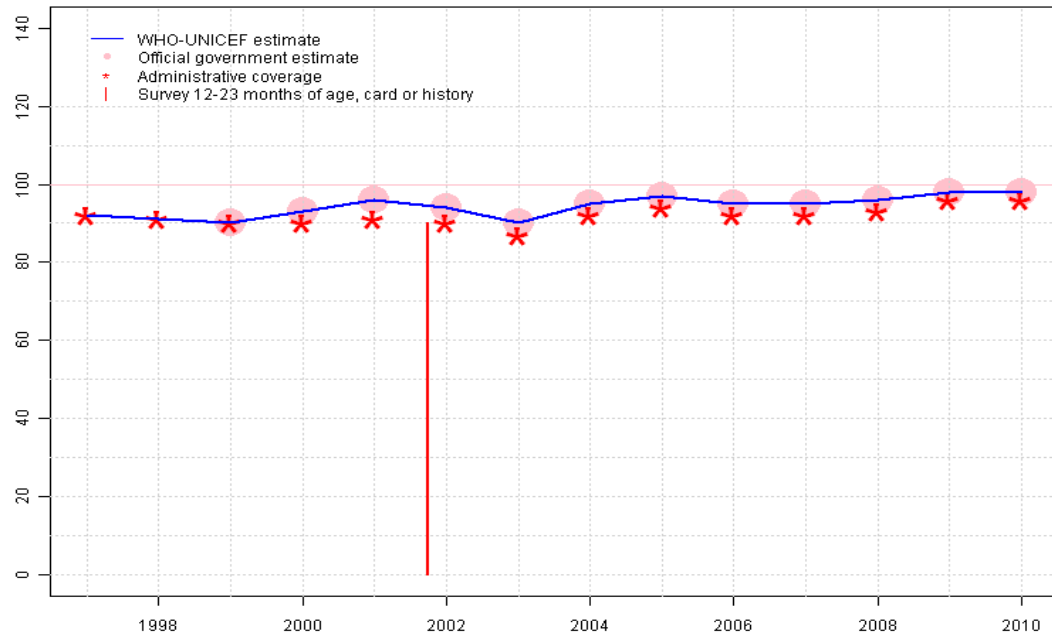
	1997	1998	1999	2000	2001	2002	2003	2004	2005	2006	2007	2008	2009	2010
Estimate	95	93	91	95	93	94	91	97	98	97	95	99	99	99
Official	95	93	91	95	93	94	91	97	98	97	95	99	99	100
Administrative	NA	NA	91	92	91	94	88	94	95	94	92	97	99	100
Survey	NA	NA	NA	NA	NA	*	NA	NA	NA	NA	NA	NA	NA	NA

Description:

- 1997: Legacy estimate. National reported estimates include estimated number of immunizations provided in the private sector.
- 1998: Estimate based on reported data. National reported estimates include estimated number of immunizations provided in the private sector.
- 1999: Estimate based on reported data. National reported estimates include estimated number of immunizations provided in the private sector.
- 2000: Estimate based on reported data. National reported estimates include estimated number of immunizations provided in the private sector.
- 2001: Estimate based on reported data. National reported estimates include estimated number of immunizations provided in the private sector.
- 2002: Estimate based on reported data. *Summary survey results of 95 percent based on 2 surveys (see survey summary page) supports reported data of 94 percent. Survey results of 95 percent modified for recall bias to 95 percent based on 1st dose card or history coverage of 98 percent, 1st dose card only coverage of 78 percent and 3d dose card only coverage of 76 percent. Survey results of 95 percent modified for recall bias to 95 percent based on 1st dose card or history coverage of 98 percent, 1st dose card only coverage of 78 percent and 3d dose card only coverage of 76 percent. National reported estimates include estimated number of immunizations provided in the private sector.
- 2003: Estimate based on reported data. National reported estimates include estimated number of immunizations provided in the private sector.
- 2004: Estimate based on reported data. National reported estimates include estimated number of immunizations provided in the private sector.
- 2005: Estimate based on reported data. National reported estimates include estimated number of immunizations provided in the private sector.
- 2006: Estimate based on reported data. National reported estimates include estimated number of immunizations provided in the private sector.
- 2007: Estimate based on reported data. National reported estimates include estimated number of immunizations provided in the private sector.
- 2008: Estimate based on reported data. National reported estimates include estimated number of immunizations provided in the private sector.
- 2009: Estimate based on reported data. National reported estimates include estimated number of immunizations provided in the private sector.
- 2010: Estimate based on reported data. National reported estimates include estimated number of immunizations provided in the private sector.

Morocco - MCV

MAR - MCV



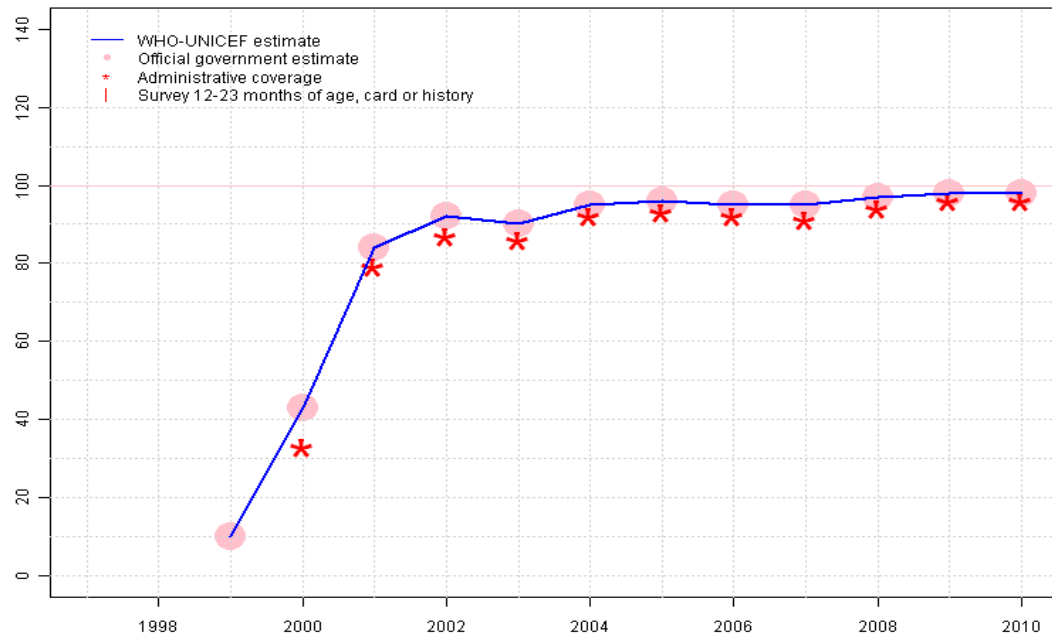
	1997	1998	1999	2000	2001	2002	2003	2004	2005	2006	2007	2008	2009	2010
Estimate	92	91	90	93	96	94	90	95	97	95	95	96	98	98
Official	NA	NA	90	93	96	94	90	95	97	95	95	96	98	98
Administrative	92	91	90	90	91	90	87	92	94	92	92	93	96	96
Survey	NA	NA	NA	NA	NA	*	NA	NA	NA	NA	NA	NA	NA	NA

Description:

- 1997: Legacy estimate. National reported estimates include estimated number of immunizations provided in the private sector.
- 1998: Estimate based on reported data. National reported estimates include estimated number of immunizations provided in the private sector.
- 1999: Estimate based on reported data. National reported estimates include estimated number of immunizations provided in the private sector.
- 2000: Estimate based on reported data. National reported estimates include estimated number of immunizations provided in the private sector.
- 2001: Estimate based on reported data. National reported estimates include estimated number of immunizations provided in the private sector.
- 2002: Estimate based on reported data. *Summary survey results of 90 percent based on 2 surveys (see survey summary page) supports reported data of 94 percent. National reported estimates include estimated number of immunizations provided in the private sector.
- 2003: Estimate based on reported data. National reported estimates include estimated number of immunizations provided in the private sector.
- 2004: Estimate based on reported data. National reported estimates include estimated number of immunizations provided in the private sector.
- 2005: Estimate based on reported data. National reported estimates include estimated number of immunizations provided in the private sector.
- 2006: Estimate based on reported data. National reported estimates include estimated number of immunizations provided in the private sector.
- 2007: Estimate based on reported data. National reported estimates include estimated number of immunizations provided in the private sector.
- 2008: Estimate based on reported data. National reported estimates include estimated number of immunizations provided in the private sector.
- 2009: Estimate based on reported data. National reported estimates include estimated number of immunizations provided in the private sector.
- 2010: Estimate based on reported data. National reported estimates include estimated number of immunizations provided in the private sector.

Morocco - HepB3

MAR - HepB3



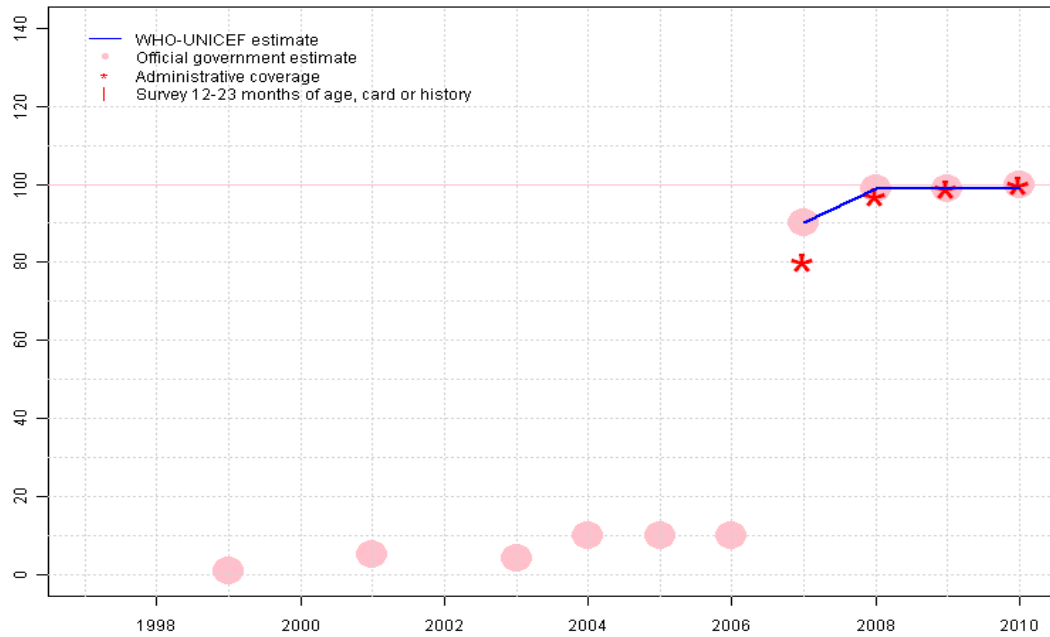
	1997	1998	1999	2000	2001	2002	2003	2004	2005	2006	2007	2008	2009	2010
Estimate	NA	NA	10	43	84	92	90	95	96	95	95	97	98	98
Official	NA	NA	10	43	84	92	90	95	96	95	95	97	98	98
Administrative	NA	NA	NA	33	79	87	86	92	93	92	91	94	96	96
Survey	NA	NA	NA	NA	NA	NA	NA	NA	NA	NA	NA	NA	NA	NA

Description:

- 1999: Estimate based on reported data. National reported estimates include estimated number of immunizations provided in the private sector. HepB introduced in 1999 Vaccine presentation is HepB .
- 2000: Estimate based on reported data. National reported estimates include estimated number of immunizations provided in the private sector.
- 2001: Estimate based on reported data. National reported estimates include estimated number of immunizations provided in the private sector.
- 2002: Estimate based on reported data. National reported estimates include estimated number of immunizations provided in the private sector.
- 2003: Estimate based on reported data. National reported estimates include estimated number of immunizations provided in the private sector.
- 2004: Estimate based on reported data. National reported estimates include estimated number of immunizations provided in the private sector.
- 2005: Estimate based on reported data. National reported estimates include estimated number of immunizations provided in the private sector.
- 2006: Estimate based on reported data. National reported estimates include estimated number of immunizations provided in the private sector.
- 2007: Estimate based on reported data. National reported estimates include estimated number of immunizations provided in the private sector.
- 2008: Estimate based on reported data. National reported estimates include estimated number of immunizations provided in the private sector.
- 2009: Estimate based on reported data. National reported estimates include estimated number of immunizations provided in the private sector.
- 2010: Estimate based on reported data. National reported estimates include estimated number of immunizations provided in the private sector.

Morocco - Hib3

MAR - Hib3



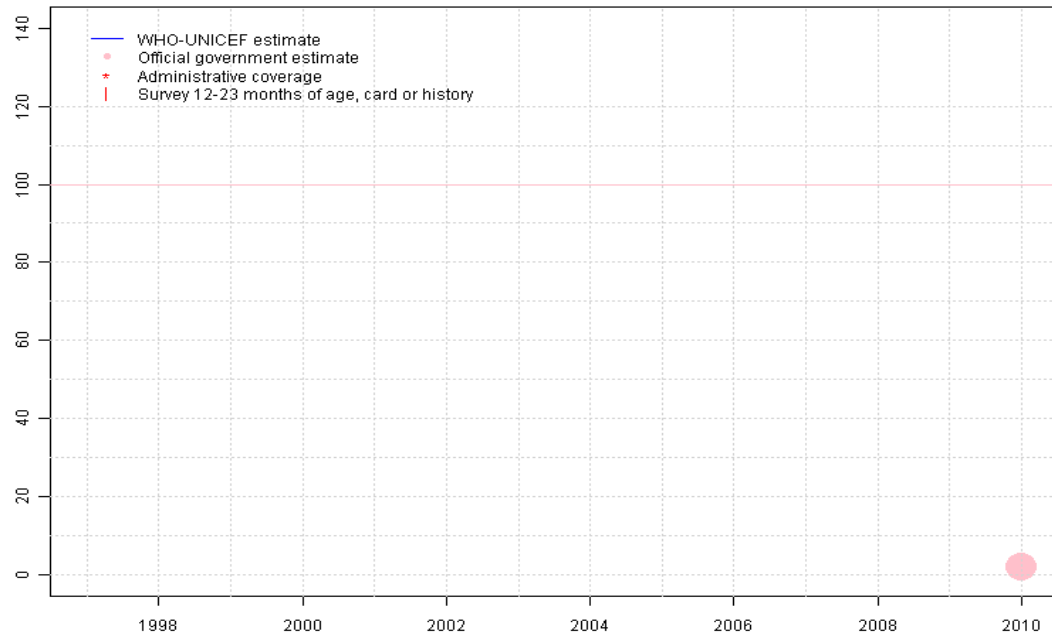
Description:

- 2007: Estimate based on reported data. National reported estimates include estimated number of immunizations provided in the private sector. Hib introduced in 2007 Vaccine presentation is DTB-Hib.
- 2008: Estimate based on reported data. National reported estimates include estimated number of immunizations provided in the private sector.
- 2009: Estimate based on reported data. National reported estimates include estimated number of immunizations provided in the private sector.
- 2010: Estimate based on reported data. National reported estimates include estimated number of immunizations provided in the private sector.

	1997	1998	1999	2000	2001	2002	2003	2004	2005	2006	2007	2008	2009	2010
Estimate	NA	NA	NA	NA	NA	NA	NA	NA	NA	NA	90	99	99	99
Official	NA	NA	1	NA	5	NA	4	10	10	10	90	99	99	100
Administrative	NA	NA	NA	NA	NA	NA	NA	NA	NA	NA	80	97	99	100
Survey	NA	NA	NA	NA	NA	NA	NA	NA	NA	NA	NA	NA	NA	NA

Morocco - RotaC

MAR - RotaC



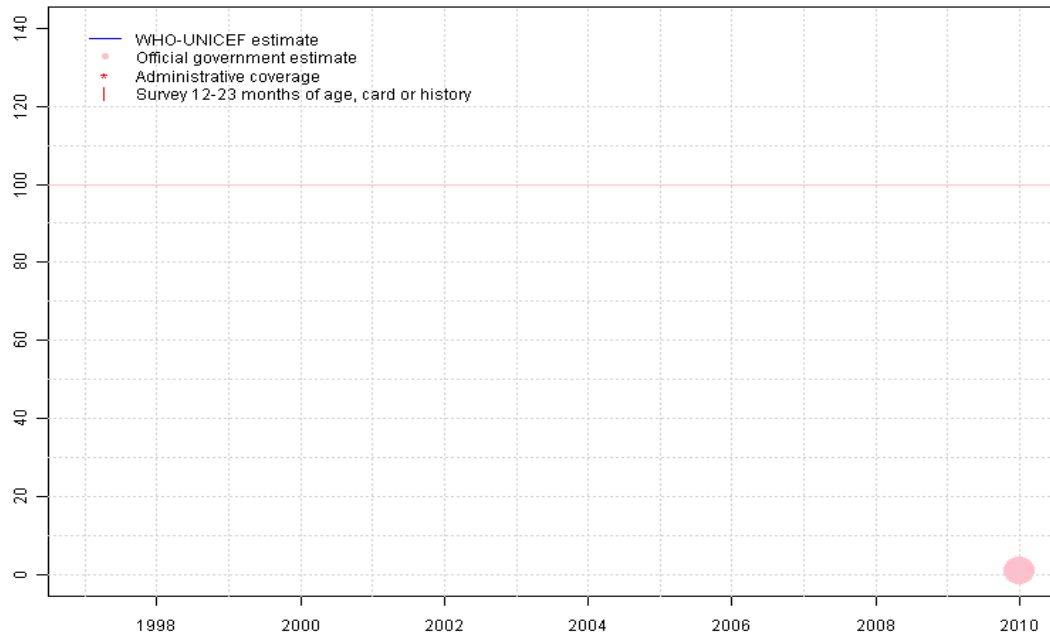
Description:

2010: Estimate based on reported data. National reported estimates include estimated number of immunizations provided in the private sector.

	1997	1998	1999	2000	2001	2002	2003	2004	2005	2006	2007	2008	2009	2010
Estimate	NA	NA	NA	NA	NA	NA	NA	NA	NA	NA	NA	NA	NA	2
Official	NA	NA	NA	NA	NA	NA	NA	NA	NA	NA	NA	NA	NA	2
Administrative	NA	NA	NA	NA	NA	NA	NA	NA	NA	NA	NA	NA	NA	NA
Survey	NA	NA	NA	NA	NA	NA	NA	NA	NA	NA	NA	NA	NA	NA

Morocco - PcV3

MAR - PcV3



Description:

2010: Estimate based on reported data. National reported estimates include estimated number of immunizations provided in the private sector. PcV introduced in 2010.

	1997	1998	1999	2000	2001	2002	2003	2004	2005	2006	2007	2008	2009	2010
Estimate	NA	NA	NA	NA	NA	NA	NA	NA	NA	NA	NA	NA	NA	1
Official	NA	NA	NA	NA	NA	NA	NA	NA	NA	NA	NA	NA	NA	1
Administrative	NA	NA	NA	NA	NA	NA	NA	NA	NA	NA	NA	NA	NA	NA
Survey	NA	NA	NA	NA	NA	NA	NA	NA	NA	NA	NA	NA	NA	NA

Morocco - survey details

2002 L'Enquête Nationale sur la Population et la Santé Familiale
du Maroc 2003-2004

Vaccine	Confirmation method	Coverage	Age cohort	Sample	Cards seen
BCG	Card	78	12-23 m	1130	78
BCG	Card or history	98	12-23 m	1130	78
BCG	History	20	12-23 m	1130	78
BCG	C or H <12 months	98	12-23 m	1130	78
DTP1	C or H <12 months	97	12-23 m	1130	78
DTP1	Card	78	12-23 m	1130	78
DTP1	Card or history	98	12-23 m	1130	78
DTP1	History	20	12-23 m	1130	78
DTP3	History	19	12-23 m	1130	78
DTP3	C or H <12 months	93	12-23 m	1130	78
DTP3	Card	75	12-23 m	1130	78
DTP3	Card or history	95	12-23 m	1130	78
MCV	History	19	12-23 m	1130	78
MCV	Card or history	90	12-23 m	1130	78
MCV	C or H <12 months	85	12-23 m	1130	78
MCV	Card	72	12-23 m	1130	78
Pol1	C or H <12 months	97	12-23 m	1130	78
Pol1	Card	78	12-23 m	1130	78
Pol1	Card or history	98	12-23 m	1130	78
Pol1	History	20	12-23 m	1130	78
Pol3	Card or history	95	12-23 m	1130	78
Pol3	C or H <12 months	93	12-23 m	1130	78
Pol3	Card	76	12-23 m	1130	78
Pol3	History	20	12-23 m	1130	78

2002 PAFAM Morocco 2003

Vaccine	Confirmation method	Coverage	Age cohort	Sample	Cards seen
BCG	Card	78	12-23 m	884	78
BCG	Card or history	98	12-23 m	1130	78
BCG	History	20	12-23 m	246	78
BCG	C or H <12 months	98	12-23 m	1130	78
DTP1	C or H <12 months	97	12-23 m	1130	78
DTP1	Card	78	12-23 m	884	78
DTP1	Card or history	98	12-23 m	1130	78
DTP1	History	20	12-23 m	246	78
DTP3	History	19	12-23 m	246	78
DTP3	C or H <12 months	93	12-23 m	1130	78
DTP3	Card	76	12-23 m	884	78
DTP3	Card or history	95	12-23 m	1130	78
MCV	History	19	12-23 m	246	78
MCV	Card or history	90	12-23 m	1130	78
MCV	C or H <12 months	85	12-23 m	1130	78
MCV	Card	72	12-23 m	884	78
Pol1	C or H <12 months	97	12-23 m	1130	78
Pol1	Card	78	12-23 m	884	78
Pol1	Card or history	98	12-23 m	1130	78
Pol1	History	20	12-23 m	246	78
Pol3	History	20	12-23 m	246	78
Pol3	C or H <12 months	93	12-23 m	1130	78
Pol3	Card	76	12-23 m	884	78
Pol3	Card or history	95	12-23 m	1130	78

Further information and estimates for 1980-1996 are available at:

http://www.childinfo.org/immunization_countryreports.html

http://www.who.int/immunization_monitoring/routine/immunization_coverage/en/index4.html

Morocco

WHO/UNICEF Estimates of Protection at Birth (PAB) against tetanus

In countries where tetanus is recommended for girls and women coverage is usually reported as "TT2+", i.e. the proportion of (pregnant) women who have received their second or superior TT dose in a given year. TT2 + coverage, however, can under-represent the actual proportion of births that are protected against tetanus as it does not include women who have previously received protective doses, women who received one dose without documentation of previous doses, and women who received doses in TT (or Td) supplemental immunization activities (SIA). In addition, girls who have received DTP in their childhood and are entering childbearing age, may be protected with TT booster doses.

WHO and UNICEF have developed a model that takes into account the above scenarios, and calculates the proportion of births in a given year that can be considered as having been protected against tetanus - "Protection at Birth".

In this model, annual cohorts of women are followed from infancy through their life. A proportion receive DTP in infancy (estimated based on the WHO-UNICEF estimates of DTP3 coverage). In addition some of these women also receive TT through routine services when they are pregnant and may also receive TT during SIAs. The model also adjusts reported data, taking into account coverage patterns in other years, and/or results available through surveys. The duration of protection is then calculated, based on WHO estimates of the duration of protection by doses ever received. The proportion of births that are protected against tetanus as a result of maternal immunization reflects the tetanus immunization received by the mother throughout her life rather than simply the TT immunizations received during the current pregnancy. From 2005 onward, reported PAB estimates have been used.

Year	PAB coverage estimate (%)
1997	60
1998	53
1999	55
2000	86
2001	83
2002	84
2003	84
2004	84
2005	89
2006	87
2007	88
2008	90
2009	87
2010	89

¹ This model is described in: Griffiths U., Wolfson L., Quddus A., Younus M., Hafiz R.. Incremental cost-effectiveness of supplementary immunization activities to prevent neo-natal tetanus in Pakistan. Bulletin of the World Health Organization 2004; 82:643-651.