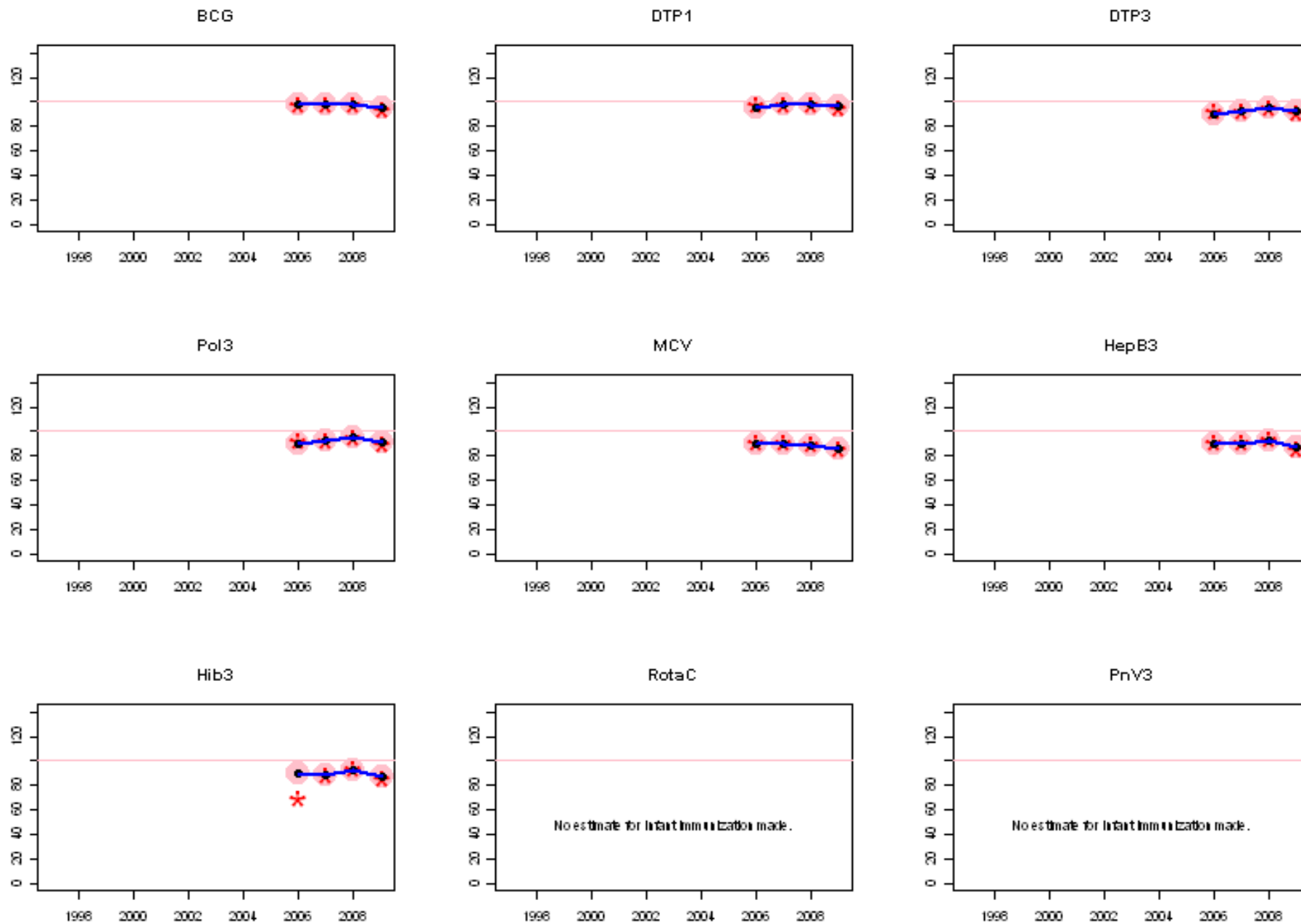


# Montenegro: WHO and UNICEF estimates of immunization coverage, 1997 - 2009



# Montenegro - BCG

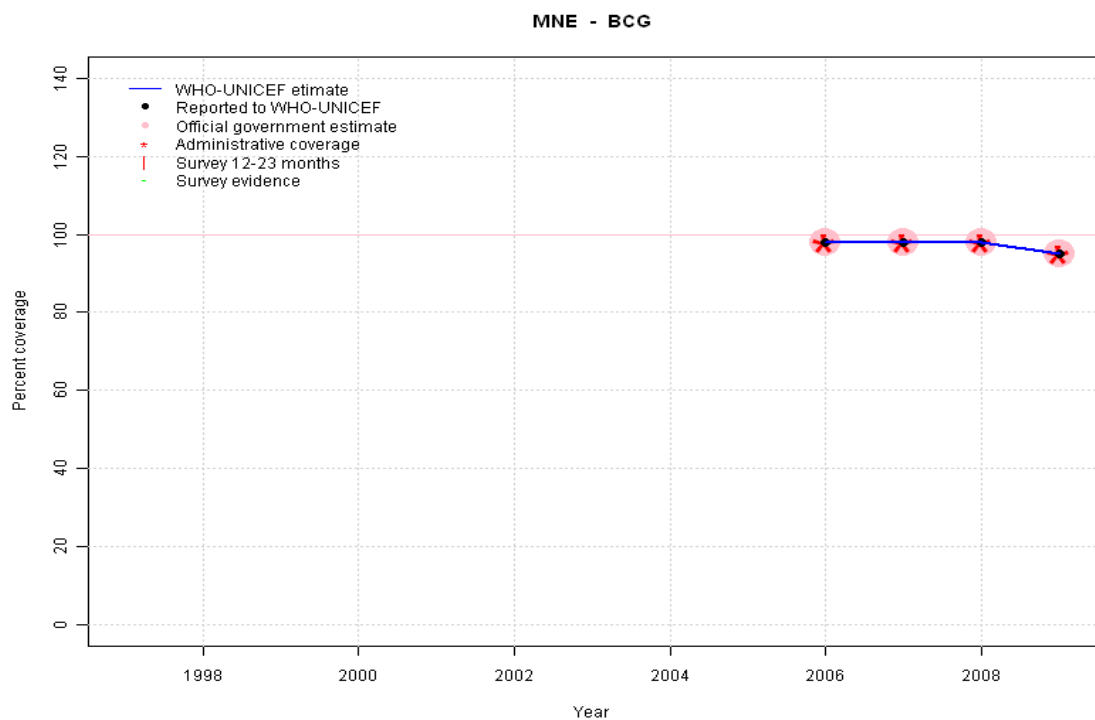
## Description:

2006: Estimate based on reported data. Montenegro was admitted to the UN and because a WHO member state in June 2006.

2007: Estimate based on reported data.

2008: Estimate based on reported data.

2009: Estimate based on reported data.



	1997	1998	1999	2000	2001	2002	2003	2004	2005	2006	2007	2008	2009
Estimate	NA	NA	NA	NA	NA	NA	NA	NA	NA	98	98	98	95
Reported	NA	NA	NA	NA	NA	NA	NA	NA	NA	98	98	98	95
Official	NA	NA	NA	NA	NA	NA	NA	NA	NA	98	98	98	95
Administrative	NA	NA	NA	NA	NA	NA	NA	NA	NA	98	98	98	95
Survey	NA	NA	NA	NA	NA	NA	NA	NA	NA	NA	NA	NA	NA

# Montenegro - DTP1

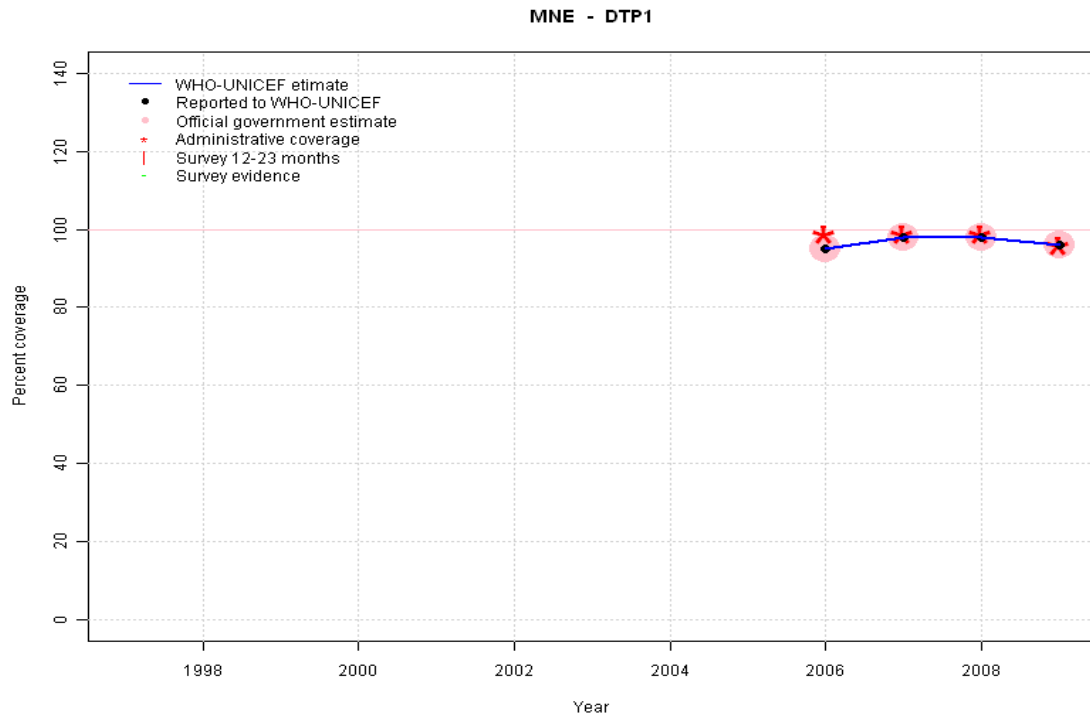
## Description:

2006: Estimate based on reported data. Montenegro was admitted to the UN and because a WHO member state in June 2006.

2007: Estimate based on reported data.

2008: Estimate based on reported data.

2009: Estimate based on reported data.



	1997	1998	1999	2000	2001	2002	2003	2004	2005	2006	2007	2008	2009
Estimate	NA	NA	NA	NA	NA	NA	NA	NA	NA	95	98	98	96
Reported	NA	NA	NA	NA	NA	NA	NA	NA	NA	95	98	98	96
Official	NA	NA	NA	NA	NA	NA	NA	NA	NA	95	98	98	96
Administrative	NA	NA	NA	NA	NA	NA	NA	NA	NA	99	99	99	96
Survey	NA	NA	NA	NA	NA	NA	NA	NA	NA	NA	NA	NA	NA

# Montenegro - DTP3

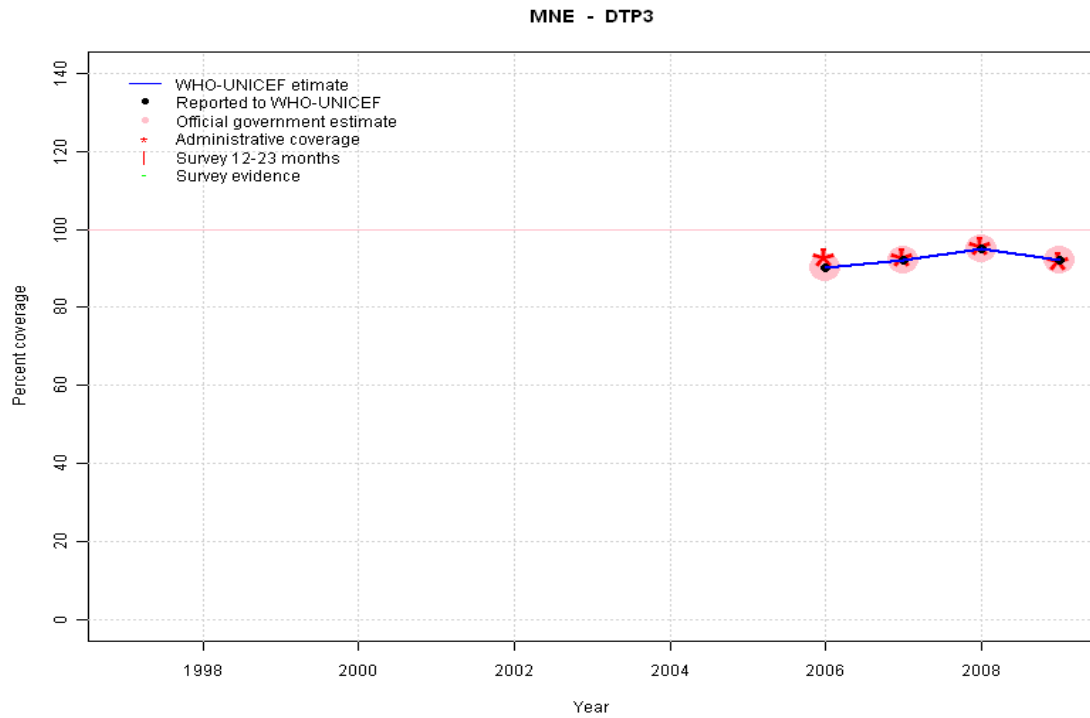
## Description:

2006: Estimate based on reported data. Montenegro was admitted to the UN and because a WHO member state in June 2006.

2007: Estimate based on reported data.

2008: Estimate based on reported data.

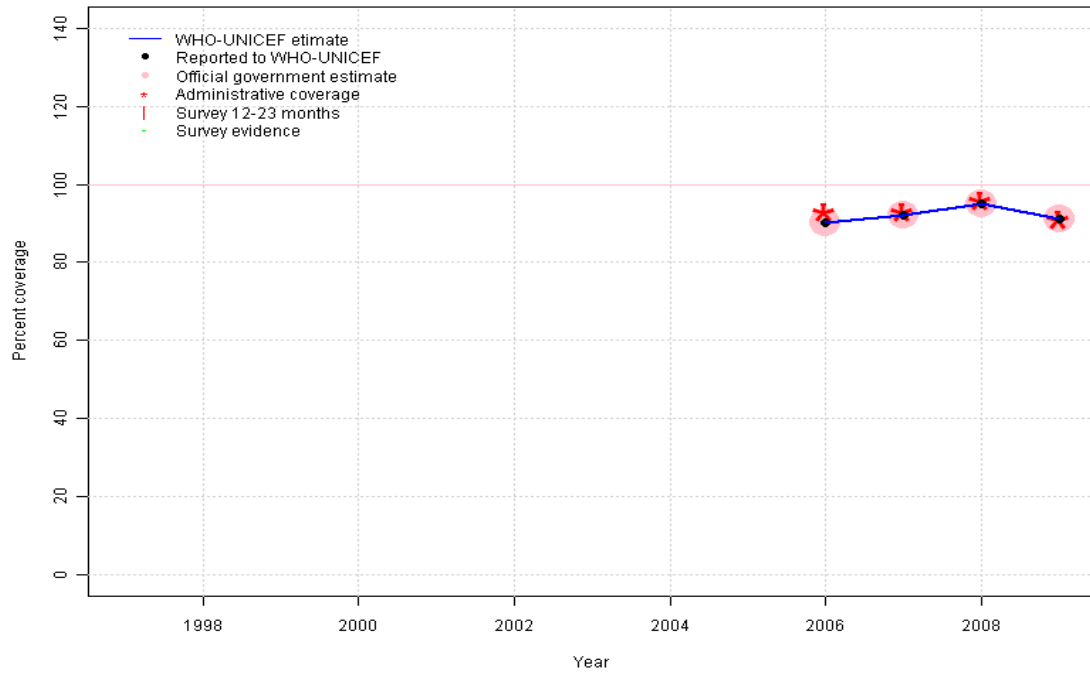
2009: Estimate based on reported data.



	1997	1998	1999	2000	2001	2002	2003	2004	2005	2006	2007	2008	2009
Estimate	NA	NA	NA	NA	NA	NA	NA	NA	NA	90	92	95	92
Reported	NA	NA	NA	NA	NA	NA	NA	NA	NA	90	92	95	92
Official	NA	NA	NA	NA	NA	NA	NA	NA	NA	90	92	95	92
Administrative	NA	NA	NA	NA	NA	NA	NA	NA	NA	93	93	96	92
Survey	NA	NA	NA	NA	NA	NA	NA	NA	NA	NA	NA	NA	NA

# Montenegro - Pol3

MNE - Pol3



## Description:

2006: Estimate based on reported data. Montenegro was admitted to the UN and because a WHO member state in June 2006.

2007: Estimate based on reported data.

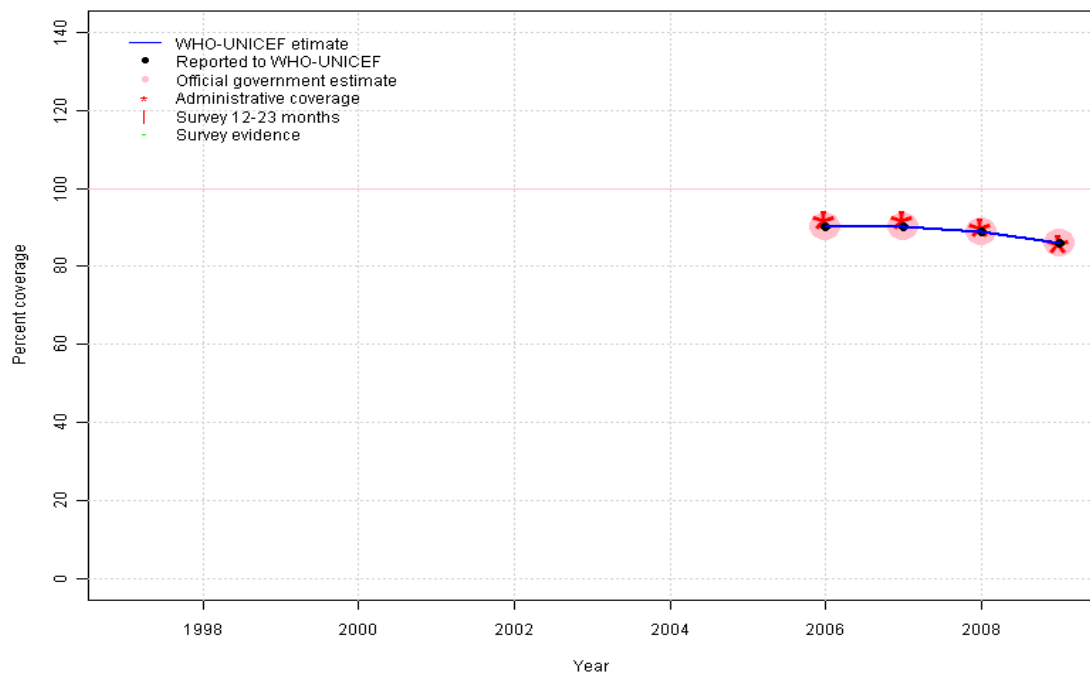
2008: Estimate based on reported data.

2009: Estimate based on reported data.

	1997	1998	1999	2000	2001	2002	2003	2004	2005	2006	2007	2008	2009
Estimate	NA	NA	NA	NA	NA	NA	NA	NA	NA	90	92	95	91
Reported	NA	NA	NA	NA	NA	NA	NA	NA	NA	90	92	95	91
Official	NA	NA	NA	NA	NA	NA	NA	NA	NA	90	92	95	91
Administrative	NA	NA	NA	NA	NA	NA	NA	NA	NA	93	93	96	91
Survey	NA	NA	NA	NA	NA	NA	NA	NA	NA	NA	NA	NA	NA

# Montenegro - MCV

MNE - MCV



## Description:

2006: Estimate based on reported data. Montenegro was admitted to the UN and because a WHO member state in June 2006.

2007: Estimate based on reported data.

2008: Estimate based on reported data.

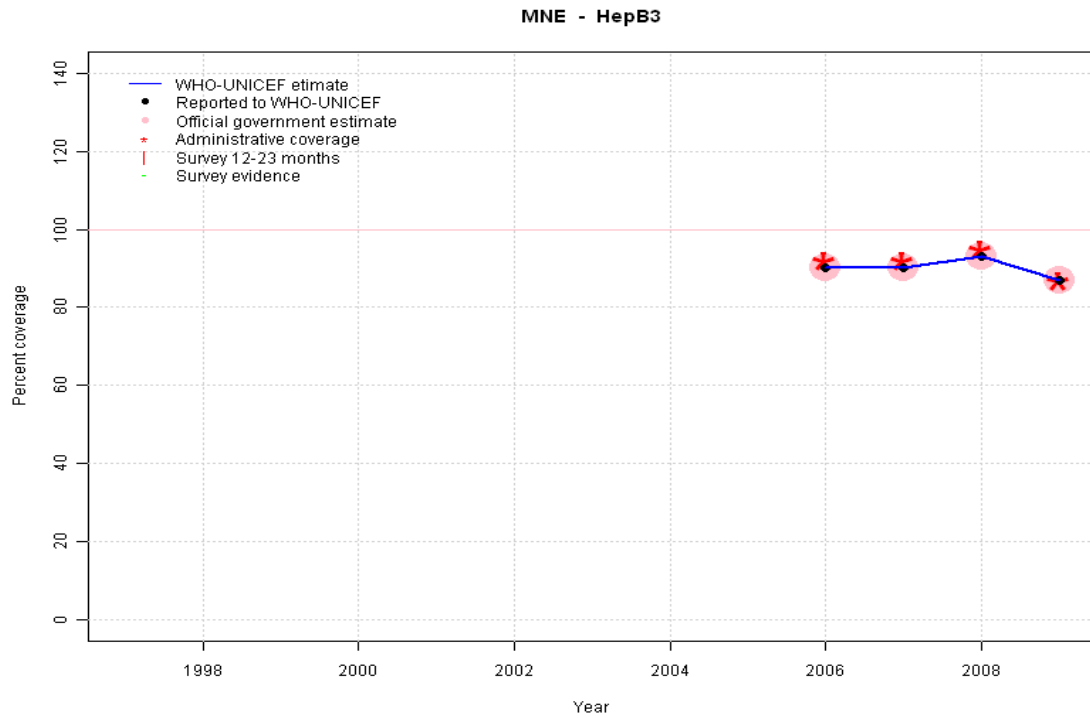
2009: Estimate based on reported data.

	1997	1998	1999	2000	2001	2002	2003	2004	2005	2006	2007	2008	2009
Estimate	NA	NA	NA	NA	NA	NA	NA	NA	NA	90	90	89	86
Reported	NA	NA	NA	NA	NA	NA	NA	NA	NA	90	90	89	86
Official	NA	NA	NA	NA	NA	NA	NA	NA	NA	90	90	89	86
Administrative	NA	NA	NA	NA	NA	NA	NA	NA	NA	92	92	90	86
Survey	NA	NA	NA	NA	NA	NA	NA	NA	NA	NA	NA	NA	NA

# Montenegro - HepB3

## Description:

2006: Estimate based on reported data. Montenegro was admitted to the UN and because a WHO member state in June 2006. HepB introduced in 2006  
 Vaccine presentation is HepB .  
 2007: Estimate based on reported data.  
 2008: Estimate based on reported data.  
 2009: Estimate based on reported data.

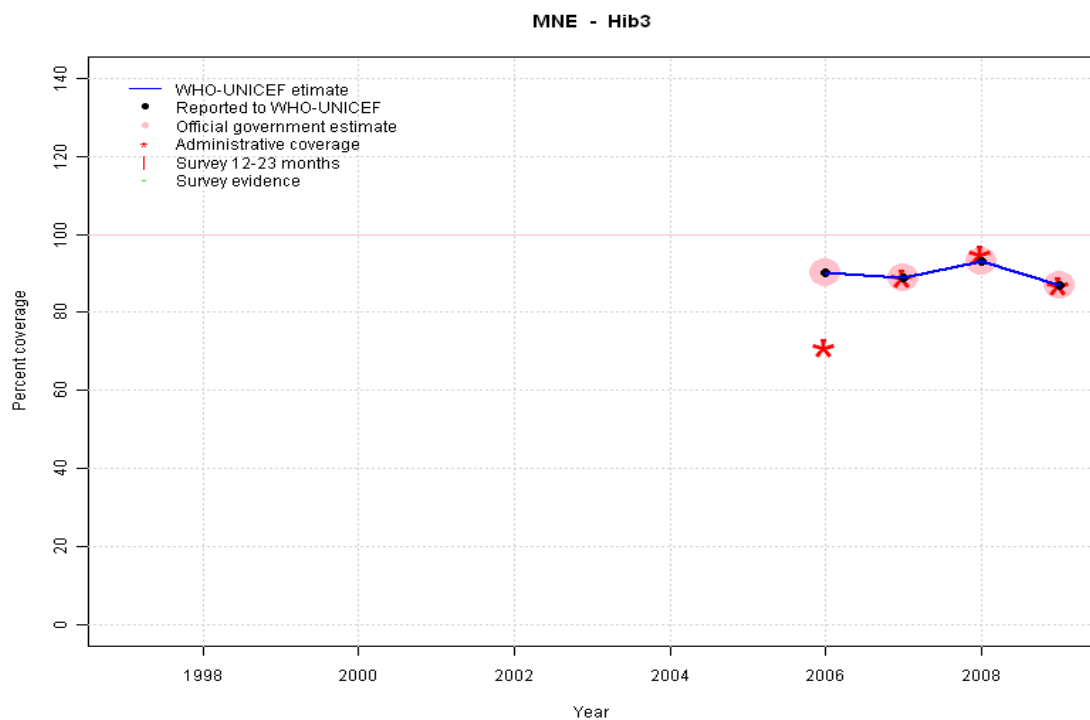


	1997	1998	1999	2000	2001	2002	2003	2004	2005	2006	2007	2008	2009
Estimate	NA	NA	NA	NA	NA	NA	NA	NA	NA	90	90	93	87
Reported	NA	NA	NA	NA	NA	NA	NA	NA	NA	90	90	93	87
Official	NA	NA	NA	NA	NA	NA	NA	NA	NA	90	90	93	87
Administrative	NA	NA	NA	NA	NA	NA	NA	NA	NA	92	92	95	87
Survey	NA	NA	NA	NA	NA	NA	NA	NA	NA	NA	NA	NA	NA

# Montenegro - Hib3

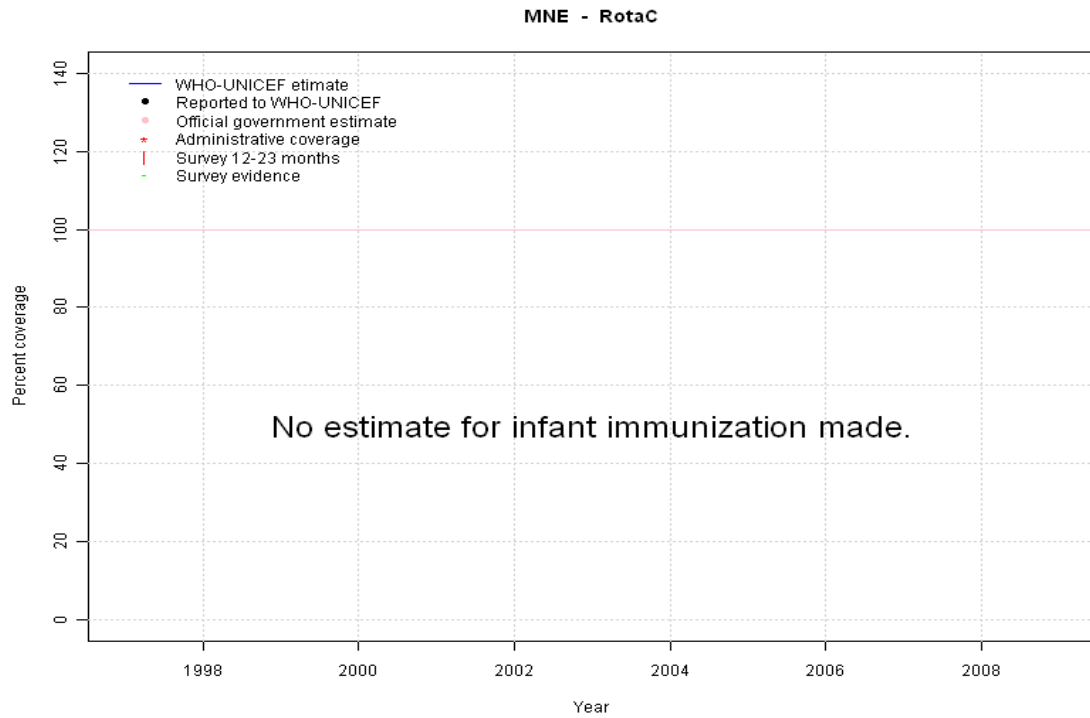
## Description:

2006: Estimate based on reported data. Montenegro was admitted to the UN and because a WHO member state in June 2006. Hib introduced in 2006  
 Vaccine presentation is Hib mono.  
 2007: Estimate based on reported data.  
 2008: Estimate based on reported data.  
 2009: Estimate based on reported data.



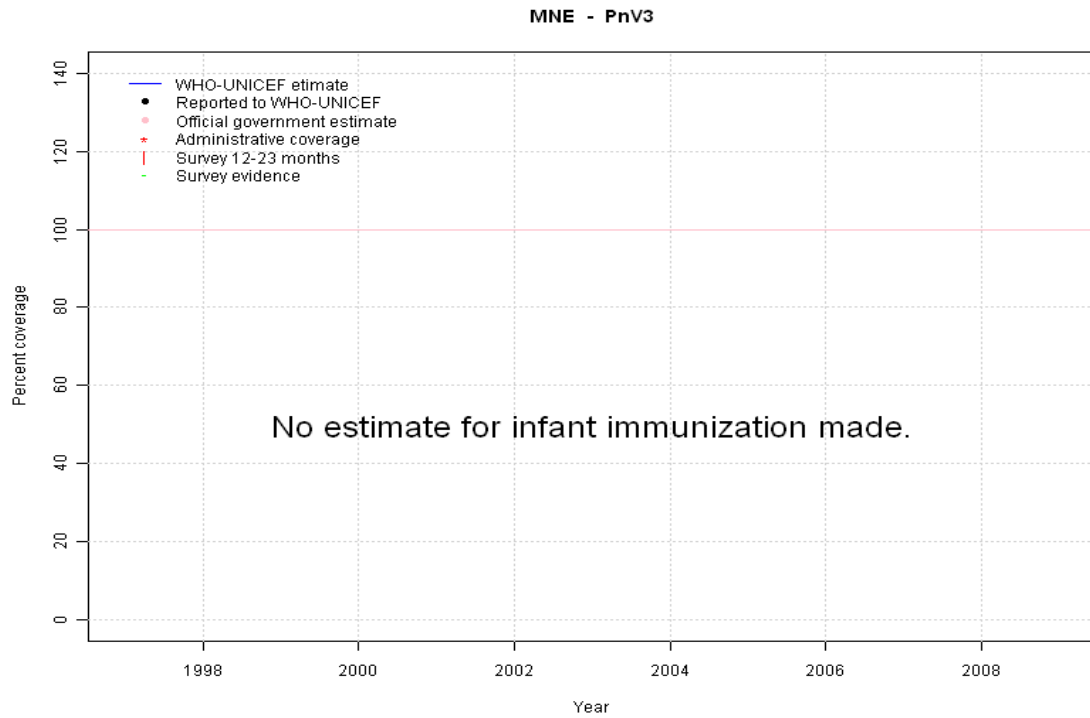
	1997	1998	1999	2000	2001	2002	2003	2004	2005	2006	2007	2008	2009
Estimate	NA	NA	NA	NA	NA	NA	NA	NA	NA	90	89	93	87
Reported	NA	NA	NA	NA	NA	NA	NA	NA	NA	90	89	93	87
Official	NA	NA	NA	NA	NA	NA	NA	NA	NA	90	89	93	87
Administrative	NA	NA	NA	NA	NA	NA	NA	NA	NA	71	89	95	87
Survey	NA	NA	NA	NA	NA	NA	NA	NA	NA	NA	NA	NA	NA

# Montenegro - RotaC



	1997	1998	1999	2000	2001	2002	2003	2004	2005	2006	2007	2008	2009
Estimate	NA	NA	NA	NA	NA	NA	NA	NA	NA	NA	NA	NA	NA
Reported	NA	NA	NA	NA	NA	NA	NA	NA	NA	NA	NA	NA	NA
Official	NA	NA	NA	NA	NA	NA	NA	NA	NA	NA	NA	NA	NA
Administrative	NA	NA	NA	NA	NA	NA	NA	NA	NA	NA	NA	NA	NA
Survey	NA	NA	NA	NA	NA	NA	NA	NA	NA	NA	NA	NA	NA

# Montenegro - PnV3



	1997	1998	1999	2000	2001	2002	2003	2004	2005	2006	2007	2008	2009
Estimate	NA	NA	NA	NA	NA	NA	NA	NA	NA	NA	NA	NA	NA
Reported	NA	NA	NA	NA	NA	NA	NA	NA	NA	NA	NA	NA	NA
Official	NA	NA	NA	NA	NA	NA	NA	NA	NA	NA	NA	NA	NA
Administrative	NA	NA	NA	NA	NA	NA	NA	NA	NA	NA	NA	NA	NA
Survey	NA	NA	NA	NA	NA	NA	NA	NA	NA	NA	NA	NA	NA

# Montenegro - survey details

## 2004 Montenegro Multiple Indicator Cluster Survey 2005

Vaccine	Confirmation method	Coverage	Age cohort	Sample	Cards seen
BCG	Card	58	18-29 m	201	71
BCG	Card or History	89	18-29 m	201	71
BCG	History	32	18-29 m	201	71
BCG	C or H <12 months	88	18-29 m	201	71
DTP1	C or H <12 months	96	18-29 m	201	71
DTP1	Card	73	18-29 m	201	71
DTP1	Card or History	99	18-29 m	201	71
DTP1	History	26	18-29 m	201	71
DTP3	History	14	18-29 m	201	71
DTP3	C or H <12 months	89	18-29 m	201	71
DTP3	Card	79	18-29 m	201	71

DTP3	Card or History	92	18-29 m	201	71
MCV	Card	60	18-29 m	201	71
MCV	Card or History	83	18-29 m	201	71
MCV	History	23	18-29 m	201	71
MCV	C or H <12 months	78	18-29 m	201	71
Pol1	C or H <12 months	94	18-29 m	201	71
Pol1	Card	69	18-29 m	201	71
Pol1	Card or History	94	18-29 m	201	71
Pol1	History	25	18-29 m	201	71
Pol3	History	14	18-29 m	201	71
Pol3	C or H <12 months	86	18-29 m	201	71
Pol3	Card	74	18-29 m	201	71
Pol3	Card or History	89	18-29 m	201	71

Further information and estimates for 1980-1996 are available at:

[http://www.childinfo.org/immunization\\_countryreports.html](http://www.childinfo.org/immunization_countryreports.html)

[http://www.who.int/immunization\\_monitoring/routine/immunization\\_coverage/en/index4.html](http://www.who.int/immunization_monitoring/routine/immunization_coverage/en/index4.html)