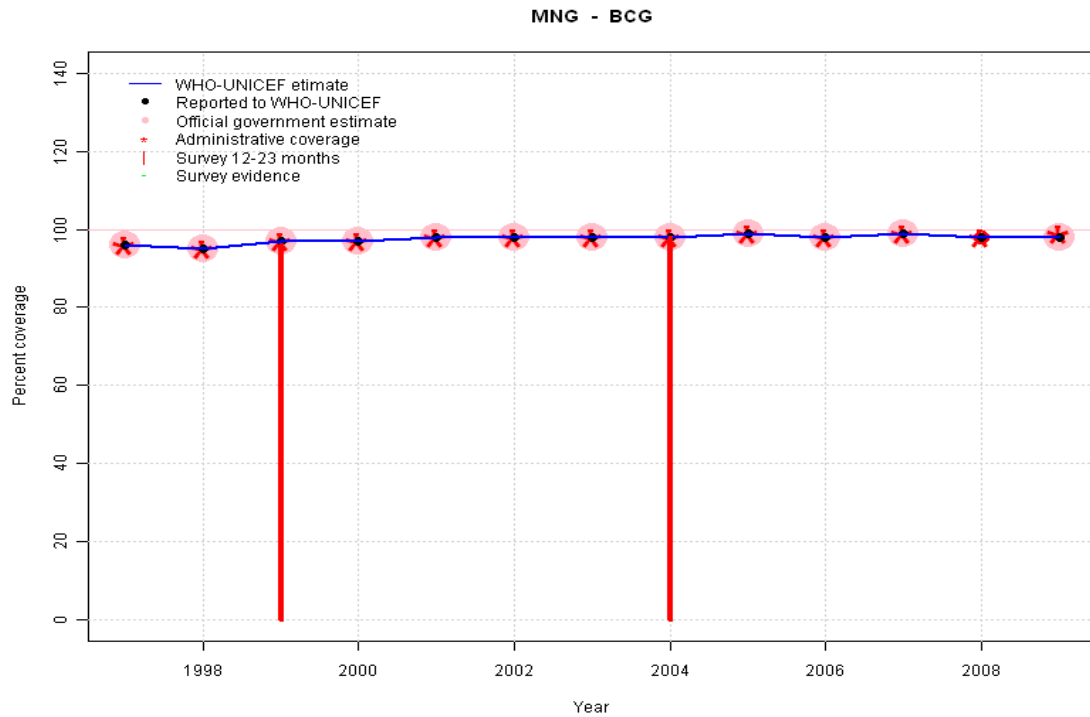


Mongolia - BCG

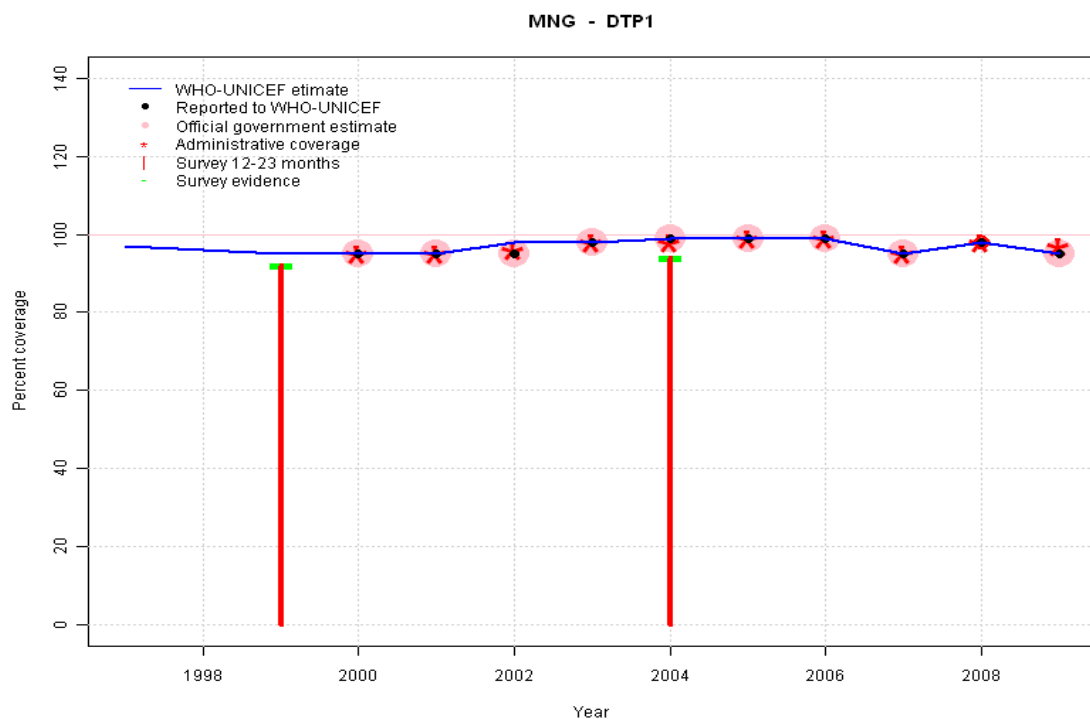


Description:

- 1997: Legacy estimate.
- 1998: Estimate based on reported data.
- 1999: Estimate based on reported data (97 percent) confirmed by survey (96 percent).
- 2000: Estimate based on reported data.
- 2001: Estimate based on reported data.
- 2002: Estimate based on reported data.
- 2003: Estimate based on reported data.
- 2004: Estimate based on reported data (98 percent) confirmed by survey (98 percent).
- 2005: Estimate based on reported data.
- 2006: Estimate based on reported data.
- 2007: Estimate based on reported data.
- 2008: Estimate based on reported data.
- 2009: Estimate based on reported data.

	1997	1998	1999	2000	2001	2002	2003	2004	2005	2006	2007	2008	2009
Estimate	96	95	97	97	98	98	98	98	99	98	99	98	98
Reported	96	95	97	97	98	98	98	98	99	98	99	98	98
Official	96	95	97	97	98	98	98	98	99	98	99	NA	98
Administrative	96	95	97	97	98	98	98	98	99	98	99	98	99
Survey	NA	NA	96	NA	NA	NA	NA	98	NA	NA	NA	NA	NA

Mongolia - DTP1

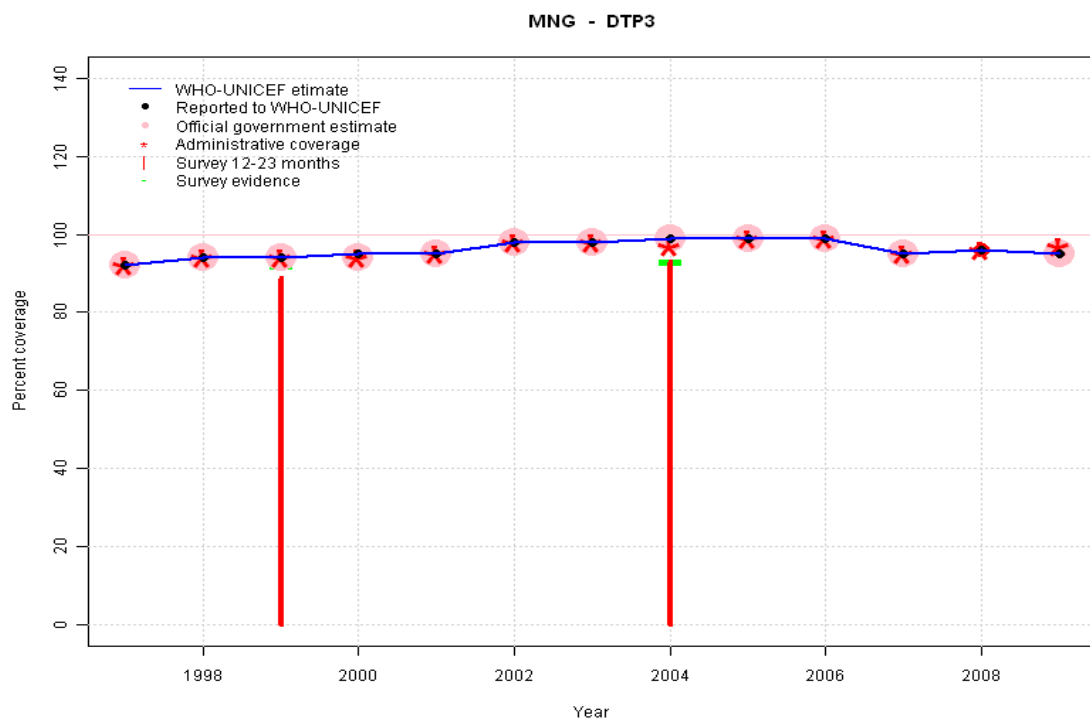


	1997	1998	1999	2000	2001	2002	2003	2004	2005	2006	2007	2008	2009
Estimate	97	96	95	95	95	98	98	99	99	99	95	98	95
Reported	NA	NA	NA	95	95	95	98	99	99	99	95	98	95
Official	NA	NA	NA	95	95	95	98	99	99	99	95	NA	95
Administrative	NA	NA	NA	95	95	96	98	98	99	99	95	98	97
Survey	NA	NA	92	NA	NA	NA	NA	94	NA	NA	NA	NA	NA

Description:

- 1997: Legacy estimate.
- 1998: Estimate interpolated between 1997 and 1999 estimates.
- 1999: Estimate based on interpolated value between reported data. Survey (92 percent) confirms trend in reported data.
- 2000: Estimate based on reported data.
- 2001: Estimate based on reported data.
- 2002: Estimated DTP3 greater than estimated DTP1; DTP1 estimate based on the relationship between DTP1 and DTP3 from 282 surveys.
- 2003: Estimate based on reported data.
- 2004: Estimate based on reported data (99 percent) confirmed by survey (94 percent).
- 2005: Estimate based on reported data.
- 2006: Estimate based on reported data.
- 2007: Estimate based on reported data.
- 2008: Estimate based on reported data.
- 2009: Estimate based on reported data.

Mongolia - DTP3

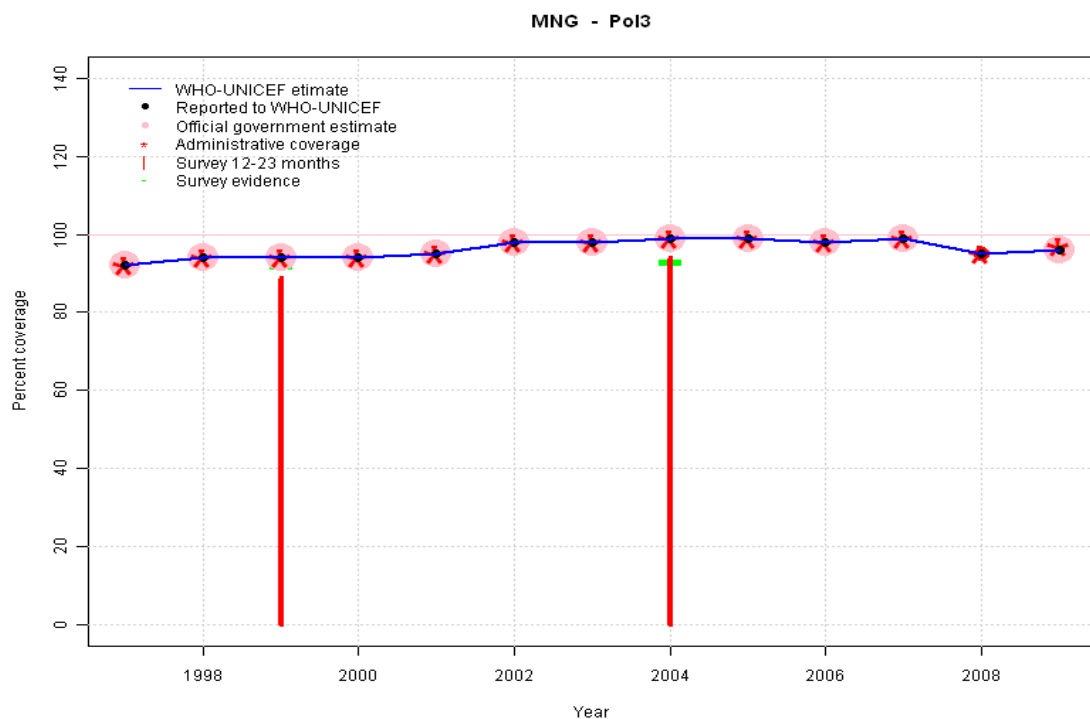


Description:

- 1997: Legacy estimate.
- 1998: Estimate based on reported data.
- 1999: Estimate based on reported data (94 percent) confirmed by survey (92 percent). Survey results (89 percent) adjusted for recall bias to 92 percent based on first dose card or history coverage (92 percent) and documented drop-out between first (87 percent) and third (87 percent) doses.
- 2000: Estimate based on reported data.
- 2001: Estimate based on reported data.
- 2002: Estimate based on reported data.
- 2003: Estimate based on reported data.
- 2004: Estimate based on reported data (99 percent) confirmed by survey (93 percent). Survey results (93 percent) adjusted for recall bias to 93 percent based on first dose card or history coverage (94 percent) and documented drop-out between first (77 percent) and third (76 percent) doses.
- 2005: Estimate based on reported data.
- 2006: Estimate based on reported data.
- 2007: Estimate based on reported data.
- 2008: Estimate based on reported data.
- 2009: Estimate based on reported data.

	1997	1998	1999	2000	2001	2002	2003	2004	2005	2006	2007	2008	2009
Estimate	92	94	94	95	95	98	98	99	99	99	95	96	95
Reported	92	94	94	95	95	98	98	99	99	99	95	96	95
Official	92	94	94	94	95	98	98	99	99	99	95	NA	95
Administrative	92	94	94	94	95	98	98	97	99	99	95	96	97
Survey	NA	NA	92	NA	NA	NA	NA	93	NA	NA	NA	NA	NA

Mongolia - Pol3

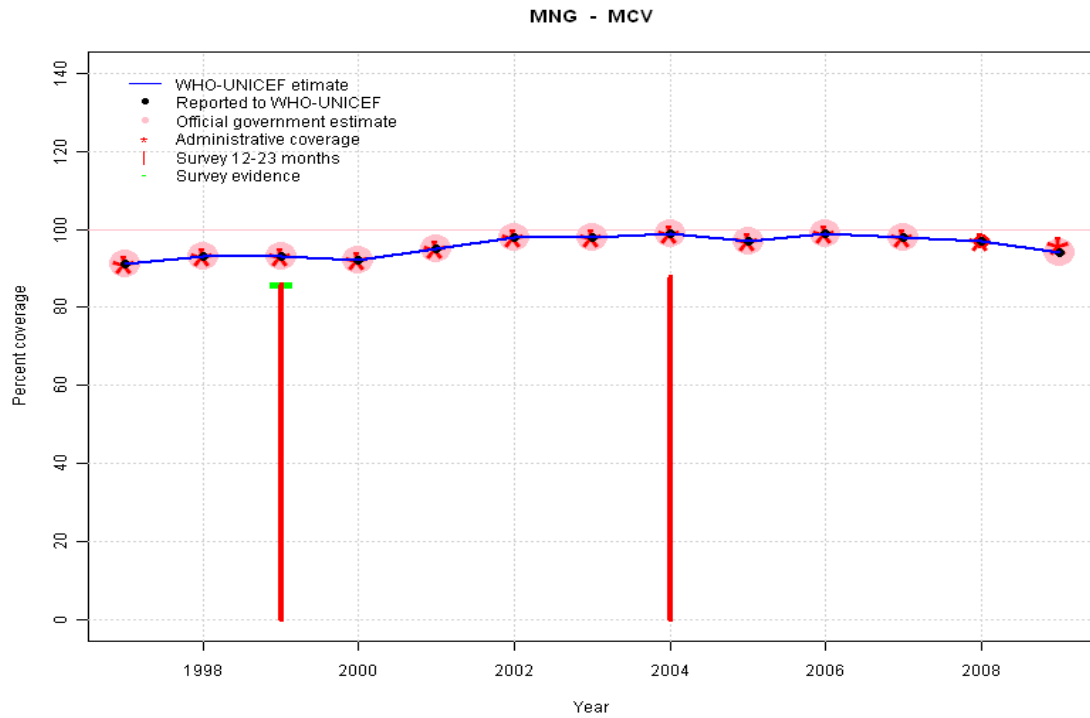


Description:

- 1997: Legacy estimate.
- 1998: Estimate based on reported data.
- 1999: Estimate based on reported data (94 percent) confirmed by survey (92 percent). Survey results (89 percent) adjusted for recall bias to 92 percent based on first dose card or history coverage (92 percent) and documented drop-out between first (87 percent) and third (87 percent) doses.
- 2000: Estimate based on reported data.
- 2001: Estimate based on reported data.
- 2002: Estimate based on reported data.
- 2003: Estimate based on reported data.
- 2004: Estimate based on reported data (99 percent) confirmed by survey (93 percent). Survey results (94 percent) adjusted for recall bias to 93 percent based on first dose card or history coverage (98 percent) and documented drop-out between first (80 percent) and third (76 percent) doses.
- 2005: Estimate based on reported data.
- 2006: Estimate based on reported data.
- 2007: Estimate based on reported data.
- 2008: Estimate based on reported data.
- 2009: Estimate based on reported data.

	1997	1998	1999	2000	2001	2002	2003	2004	2005	2006	2007	2008	2009
Estimate	92	94	94	94	95	98	98	99	99	98	99	95	96
Reported	92	94	94	94	95	98	98	99	99	98	99	95	96
Official	92	94	94	94	95	98	98	99	99	98	99	NA	96
Administrative	92	94	94	94	95	98	98	99	99	98	99	95	97
Survey	NA	NA	92	NA	NA	NA	NA	93	NA	NA	NA	NA	NA

Mongolia - MCV



Description:

1997: Legacy estimate.

1998: Estimate based on reported data.

1999: Estimate based on reported data (93 percent) confirmed by survey (86 percent).

2000: Estimate based on reported data.

2001: Estimate based on reported data.

2002: Estimate based on reported data.

2003: Estimate based on reported data.

2004: Estimate based on reported data. Survey results of 88 percent ignored by working group. Surveys support reported data for all other vaccines. Difference between survey and reported is 11 percent.

2005: Estimate based on reported data.

2006: Estimate based on reported data.

2007: Estimate based on reported data.

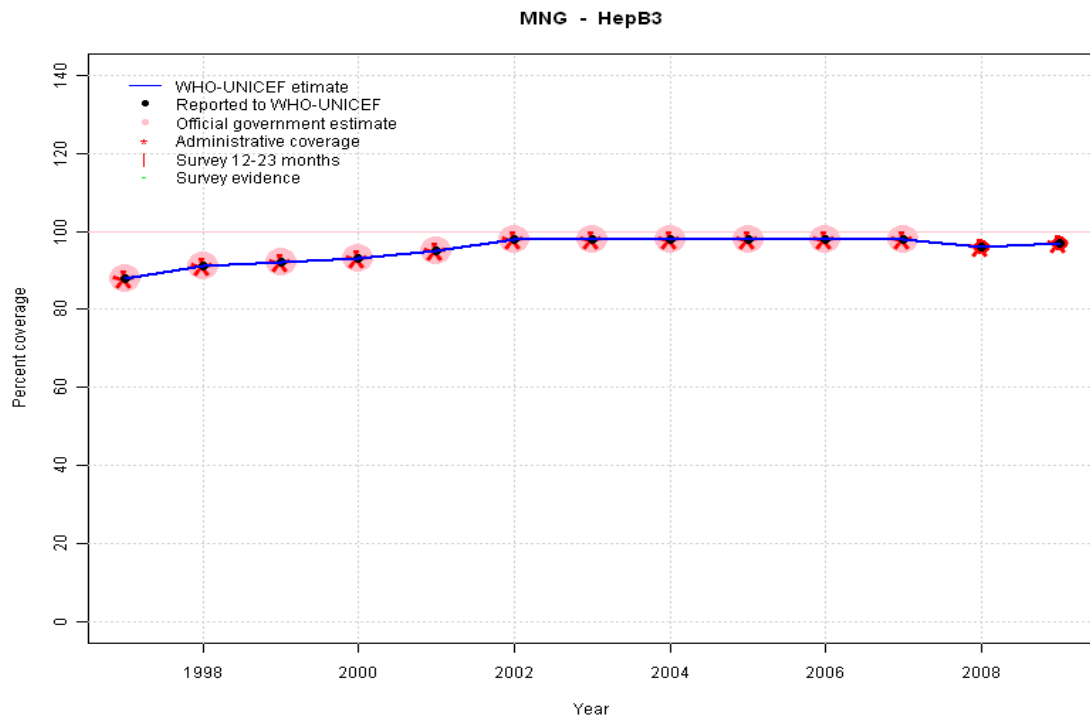
2008: Estimate based on reported data.

2009: Estimate based on reported data.

	1997	1998	1999	2000	2001	2002	2003	2004	2005	2006	2007	2008	2009
Estimate	91	93	93	92	95	98	98	99	97	99	98	97	94
Reported	91	93	93	92	95	98	98	99	97	99	98	97	94
Official	91	93	93	92	95	98	98	99	97	99	98	NA	94
Administrative	91	93	93	92	95	98	98	99	97	99	98	97	96
Survey	NA	NA	86	NA	NA	NA	NA	NA	NA	NA	NA	NA	NA

Mongolia - HepB3

Description:

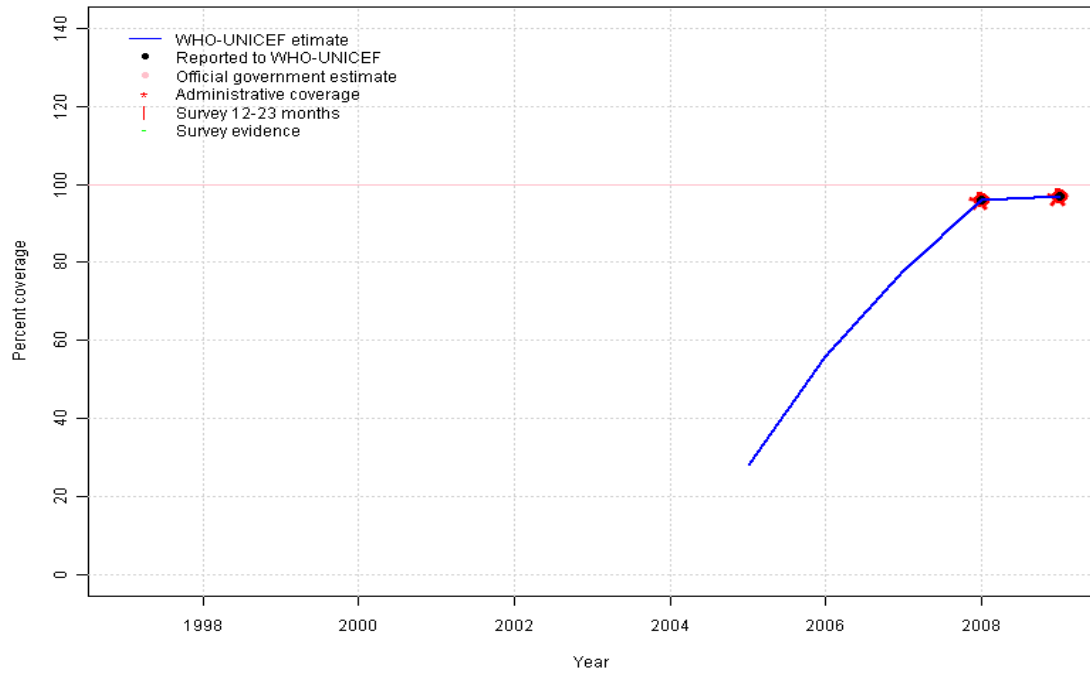


1997: Legacy estimate.
 1998: Estimate based on reported data.
 1999: Estimate based on reported data.
 2000: Estimate based on reported data.
 2001: Estimate based on reported data.
 2002: Estimate based on reported data.
 2003: Estimate based on reported data.
 2004: Estimate based on reported data.
 2005: Estimate based on reported data.
 2006: Estimate based on reported data.
 2007: Estimate based on reported data.
 2008: Estimate based on reported data.
 2009: Estimate based on reported data.

	1997	1998	1999	2000	2001	2002	2003	2004	2005	2006	2007	2008	2009
Estimate	88	91	92	93	95	98	98	98	98	98	98	96	97
Reported	88	91	92	93	95	98	98	98	98	98	98	96	97
Official	88	91	92	93	95	98	98	98	98	98	98	NA	NA
Administrative	88	91	92	93	95	98	98	98	98	98	98	96	97
Survey	NA	NA	NA	NA	NA	NA	NA	NA	NA	NA	NA	NA	NA

Mongolia - Hib3

MNG - Hib3

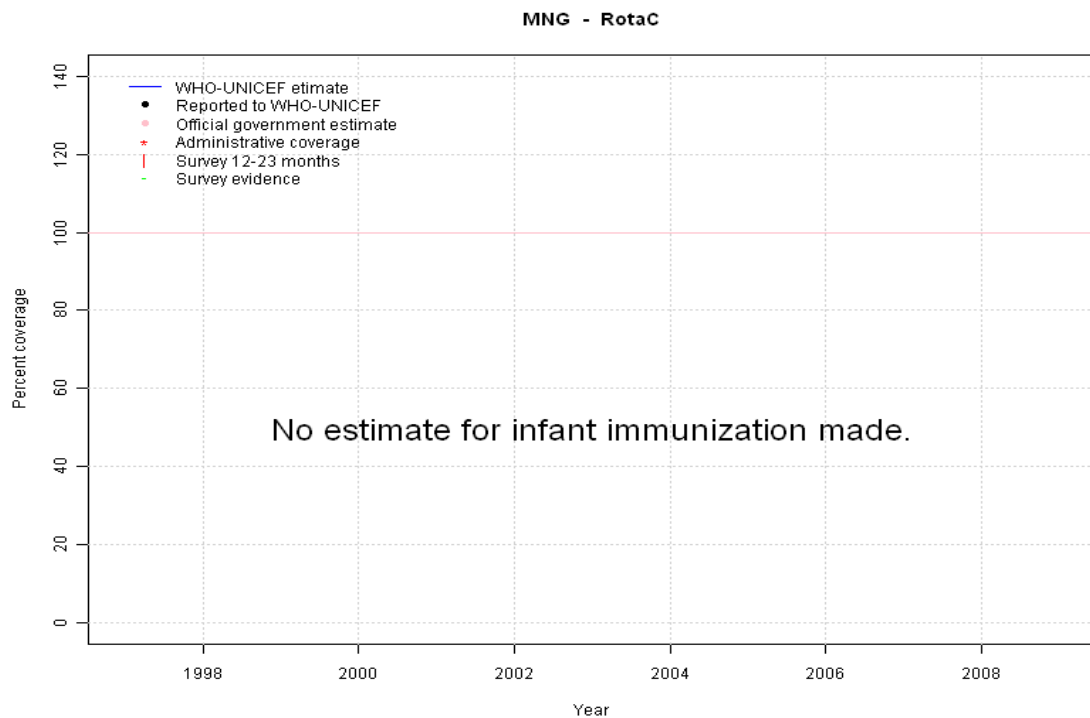


Description:

2005: Hib introduced in 2005 as a DTP-HepB-Hib combination vaccine. 99 percent coverage achieved in 28 percent of the country.
 2006: Ninety-eight percent coverage achieved in 57 percent of the country.
 2007: Ninety-nine percent coverage achieved in 78 percent of the country.
 2008: DTP-HepB-Hib vaccine nationally available.
 2009: Estimate based on reported data.

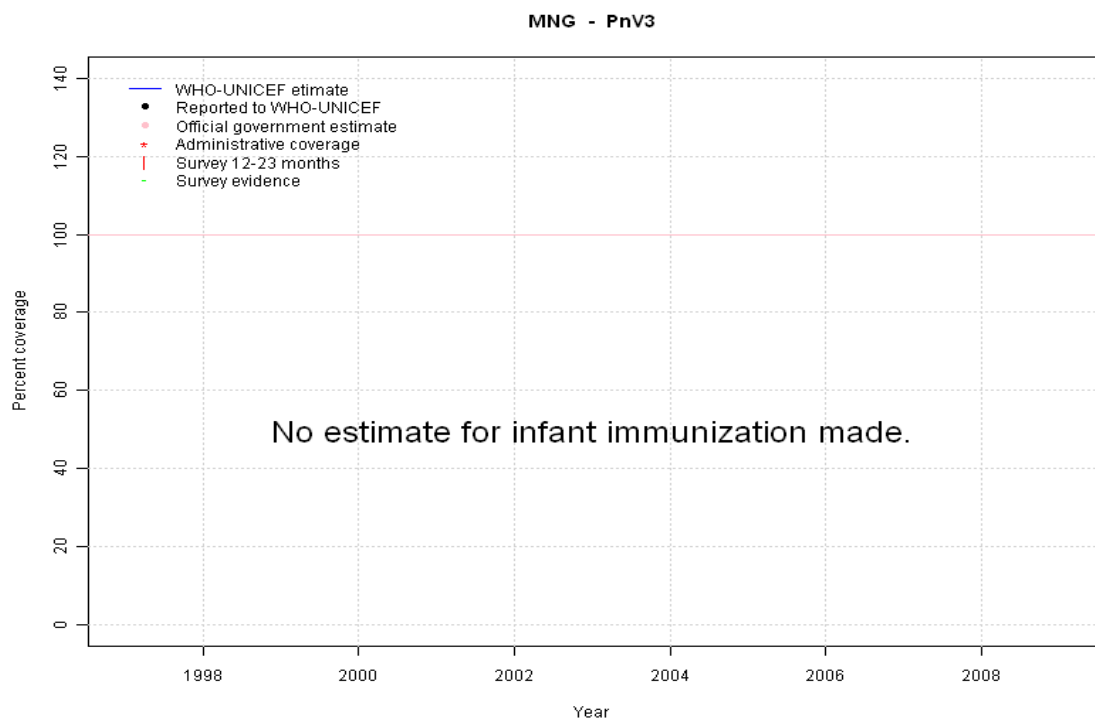
	1997	1998	1999	2000	2001	2002	2003	2004	2005	2006	2007	2008	2009
Estimate	NA	NA	NA	NA	NA	NA	NA	NA	28	56	78	96	97
Reported	NA	NA	NA	NA	NA	NA	NA	NA	NA	NA	NA	96	97
Official	NA	NA	NA	NA	NA	NA	NA	NA	NA	NA	NA	NA	NA
Administrative	NA	NA	NA	NA	NA	NA	NA	NA	NA	NA	NA	96	97
Survey	NA	NA	NA	NA	NA	NA	NA	NA	NA	NA	NA	NA	NA

Mongolia - RotaC



	1997	1998	1999	2000	2001	2002	2003	2004	2005	2006	2007	2008	2009
Estimate	NA	NA	NA	NA	NA	NA	NA	NA	NA	NA	NA	NA	NA
Reported	NA	NA	NA	NA	NA	NA	NA	NA	NA	NA	NA	NA	NA
Official	NA	NA	NA	NA	NA	NA	NA	NA	NA	NA	NA	NA	NA
Administrative	NA	NA	NA	NA	NA	NA	NA	NA	NA	NA	NA	NA	NA
Survey	NA	NA	NA	NA	NA	NA	NA	NA	NA	NA	NA	NA	NA

Mongolia - PnV3



	1997	1998	1999	2000	2001	2002	2003	2004	2005	2006	2007	2008	2009
Estimate	NA	NA	NA	NA	NA	NA	NA	NA	NA	NA	NA	NA	NA
Reported	NA	NA	NA	NA	NA	NA	NA	NA	NA	NA	NA	NA	NA
Official	NA	NA	NA	NA	NA	NA	NA	NA	NA	NA	NA	NA	NA
Administrative	NA	NA	NA	NA	NA	NA	NA	NA	NA	NA	NA	NA	NA
Survey	NA	NA	NA	NA	NA	NA	NA	NA	NA	NA	NA	NA	NA

Mongolia - survey details

2004 Mongolia Child and Development 2005 Survey (MICS-3)

Pol3 C or H <12 months 93 12-23 m 724 80

Vaccine	Confirmation method	Coverage	Age cohort	Sample	Cards seen
BCG	History	18	12-23 m	724	80
BCG	C or H <12 months	98	12-23 m	724	80
BCG	Card or History	98	12-23 m	724	80
BCG	Card	80	12-23 m	724	80
DTP1	C or H <12 months	93	12-23 m	724	80
DTP1	Card	77	12-23 m	724	80
DTP1	Card or History	94	12-23 m	724	80
DTP1	History	17	12-23 m	724	80
DTP3	History	17	12-23 m	724	80
DTP3	C or H <12 months	92	12-23 m	724	80
DTP3	Card	76	12-23 m	724	80
DTP3	Card or History	93	12-23 m	724	80
MCV	Card	74	12-23 m	724	80
MCV	Card or History	88	12-23 m	724	80
MCV	History	14	12-23 m	724	80
MCV	C or H <12 months	76	12-23 m	724	80
Pol1	C or H <12 months	97	12-23 m	724	80
Pol1	Card	80	12-23 m	724	80
Pol1	Card or History	98	12-23 m	724	80
Pol1	History	18	12-23 m	724	80
Pol3	Card	76	12-23 m	724	80
Pol3	Card or History	94	12-23 m	724	80
Pol3	History	18	12-23 m	724	80

1999 Mongolia, Child and Development survey-2000 (MICS-2), 2001

Vaccine	Confirmation method	Coverage	Age cohort	Sample	Cards seen
BCG	Card or History	96	12-23 m	1255	90
BCG	History	6	12-23 m	1255	90
BCG	Card	90	12-23 m	1255	90
DTP1	Card	87	12-23 m	1255	90
DTP1	Card or History	92	12-23 m	1255	90
DTP1	History	5	12-23 m	1255	90
DTP3	History	2	12-23 m	1255	90
DTP3	Card	87	12-23 m	1255	90
DTP3	Card or History	89	12-23 m	1255	90
MCV	Card or History	86	12-23 m	1255	90
MCV	History	3	12-23 m	1255	90
MCV	Card	82	12-23 m	1255	90
Pol1	Card	87	12-23 m	1255	90
Pol1	Card or History	92	12-23 m	1255	90
Pol1	History	5	12-23 m	1255	90
Pol3	Card	87	12-23 m	1255	90
Pol3	Card or History	89	12-23 m	1255	90
Pol3	History	2	12-23 m	1255	90

Further information and estimates for 1980-1996 are available at:

http://www.childinfo.org/immunization_countryreports.html

http://www.who.int/immunization_monitoring/routine/immunization_coverage/en/index4.html