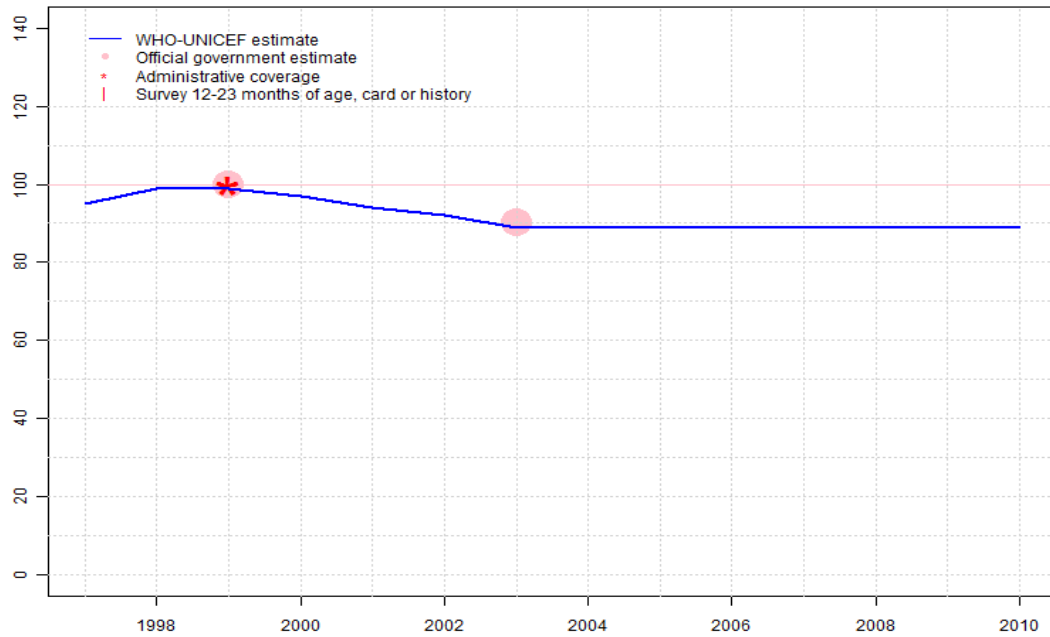


Monaco - BCG

MCO - BCG



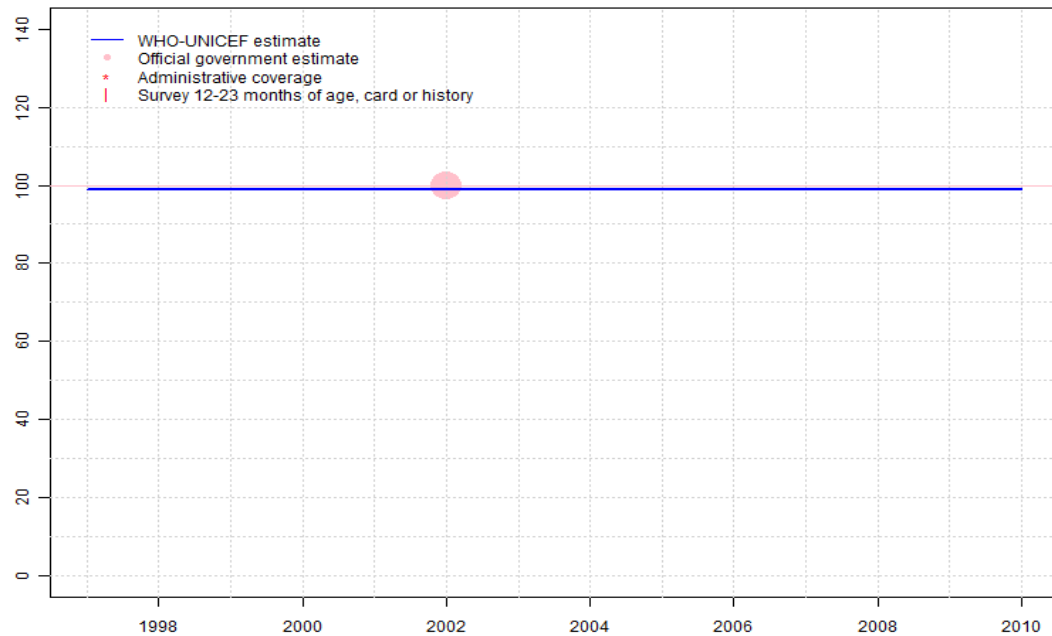
Description:

- 1997: Legacy estimate.
- 1998: Estimate based on reported data.
- 1999: Reported data 100 percent calibrated to 1998 levels. Reported data of 100 percent estimated by extrapolating from 1999
- 2000: Estimate based on interpolation between 1999 and 2003. Current estimate of 97 percent changed from previous revision value of 98 percent.
- 2001: Estimate based on interpolation between 1999 and 2003. Current estimate of 94 percent changed from previous revision value of 95 percent.
- 2002: Estimate based on interpolation between 1999 and 2003. Current estimate of 92 percent changed from previous revision value of 93 percent.
- 2003: Reported data 90 percent calibrated to 1998 levels. Reported data of 100 percent estimated by extrapolating from 1999 Current estimate of 89 percent changed from previous revision value of 90 percent.
- 2004: Estimate based on extrapolation from 2003 value of 89 percent. Current estimate of 89 percent changed from previous revision value of 90 percent.
- 2005: Estimate based on extrapolation from 2003 value of 89 percent. Current estimate of 89 percent changed from previous revision value of 90 percent.
- 2006: Estimate based on extrapolation from 2003 value of 89 percent. Current estimate of 89 percent changed from previous revision value of 90 percent.
- 2007: Estimate based on extrapolation from 2003 value of 89 percent. Current estimate of 89 percent changed from previous revision value of 90 percent.
- 2008: Estimate based on extrapolation from 2003 value of 89 percent. Current estimate of 89 percent changed from previous revision value of 90 percent.
- 2009: Estimate based on extrapolation from 2003 value of 89 percent. Current estimate of 89 percent changed from previous revision value of 90 percent.
- 2010: Estimate based on extrapolation from 2003 value of 89 percent.

	1997	1998	1999	2000	2001	2002	2003	2004	2005	2006	2007	2008	2009	2010
Estimate	95	99	99	97	94	92	89	89	89	89	89	89	89	89
Official	NA	NA	100	NA	NA	NA	90	NA	NA	NA	NA	NA	NA	NA
Administrative	NA	NA	100	NA	NA	NA	NA	NA	NA	NA	NA	NA	NA	NA
Survey	NA	NA	NA	NA	NA	NA	NA	NA	NA	NA	NA	NA	NA	NA

Monaco - DTP1

MCO - DTP1



Description:

1997: Legacy estimate.

1998: Estimate based on interpolation between 1997 and 1999.

1999: No DTP1 data. Estimate based on DTP3 coverage of 99.

2000: Estimate based on interpolation between 1999 and 2002.

2001: Estimate based on interpolation between 1999 and 2002.

2002: Estimated DTP3 coverage of 100 percent greater than DTP1 coverage of 99 percent. Estimated based on relationship between DTP1 and DTP3.

2003: Estimate based on extrapolation from 2002 value of 99 percent.

2004: Estimate based on extrapolation from 2002 value of 99 percent.

2005: Estimate based on extrapolation from 2002 value of 99 percent.

2006: Estimate based on extrapolation from 2002 value of 99 percent.

2007: Estimate based on extrapolation from 2002 value of 99 percent.

2008: Estimate based on extrapolation from 2002 value of 99 percent.

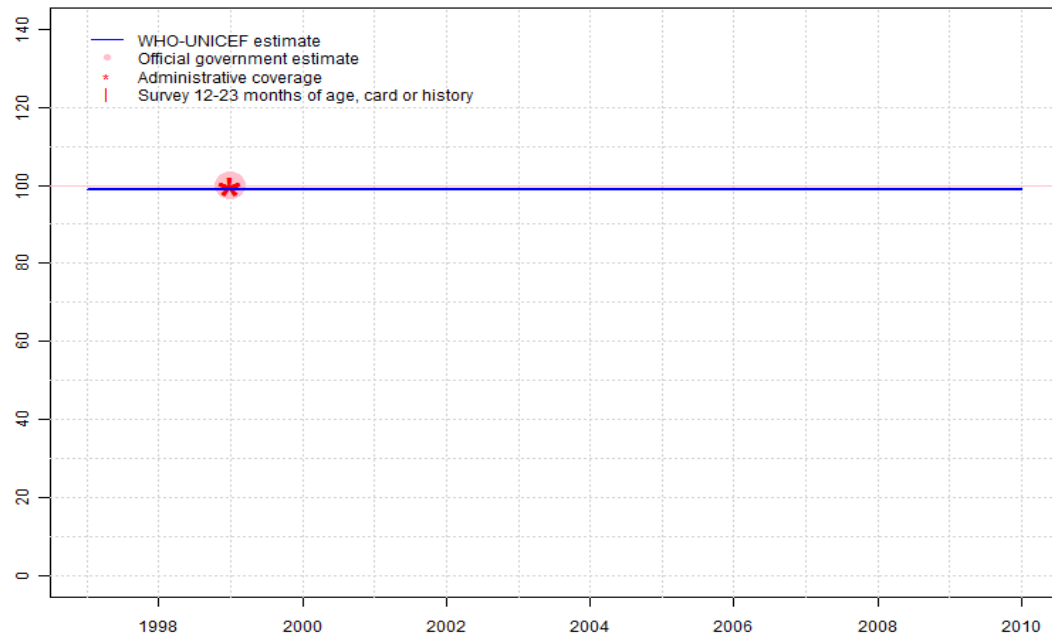
2009: Estimate based on extrapolation from 2002 value of 99 percent.

2010: Estimate based on extrapolation from 2002 value of 99 percent.

	1997	1998	1999	2000	2001	2002	2003	2004	2005	2006	2007	2008	2009	2010
Estimate	99	99	99	99	99	99	99	99	99	99	99	99	99	99
Official	NA	NA	NA	NA	NA	100	NA	NA	NA	NA	NA	NA	NA	NA
Administrative	NA	NA	NA	NA	NA	NA	NA	NA	NA	NA	NA	NA	NA	NA
Survey	NA	NA	NA	NA	NA	NA	NA	NA	NA	NA	NA	NA	NA	NA

Monaco - DTP3

MCO - DTP3



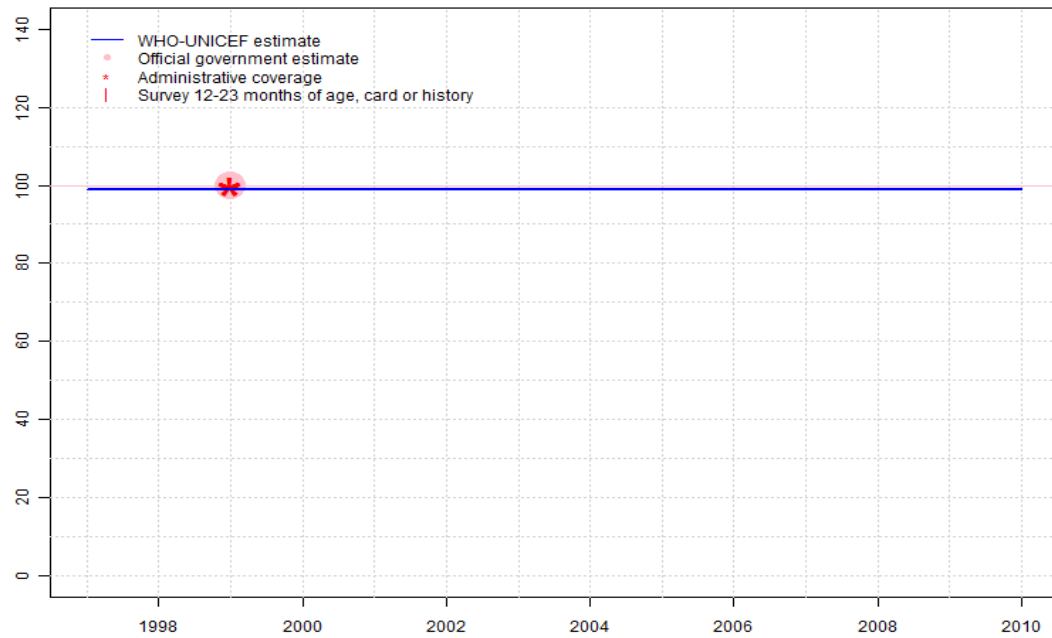
Description:

- 1997: Legacy estimate.
- 1998: Estimate based on interpolation between 1997 and 1999.
- 1999: Reported data 100 percent calibrated to 1997 levels. Reported data of 100 percent estimated by extrapolating from 1999
- 2000: Estimate based on extrapolation from 1999 value of 99 percent.
- 2001: Estimate based on extrapolation from 1999 value of 99 percent.
- 2002: Estimate based on extrapolation from 1999 value of 99 percent.
- 2003: Estimate based on extrapolation from 1999 value of 99 percent.
- 2004: Estimate based on extrapolation from 1999 value of 99 percent.
- 2005: Estimate based on extrapolation from 1999 value of 99 percent.
- 2006: Estimate based on extrapolation from 1999 value of 99 percent.
- 2007: Estimate based on extrapolation from 1999 value of 99 percent.
- 2008: Estimate based on extrapolation from 1999 value of 99 percent.
- 2009: Estimate based on extrapolation from 1999 value of 99 percent.
- 2010: Estimate based on extrapolation from 1999 value of 99 percent.

	1997	1998	1999	2000	2001	2002	2003	2004	2005	2006	2007	2008	2009	2010
Estimate	99	99	99	99	99	99	99	99	99	99	99	99	99	99
Official	NA	NA	100	NA	NA	NA	NA	NA	NA	NA	NA	NA	NA	NA
Administrative	NA	NA	100	NA	NA	NA	NA	NA	NA	NA	NA	NA	NA	NA
Survey	NA	NA	NA	NA	NA	NA	NA	NA	NA	NA	NA	NA	NA	NA

Monaco - Pol3

MCO - Pol3



Description:

1997: Legacy estimate.

1998: Estimate based on interpolation between 1997 and 1999.

1999: Reported data 100 percent calibrated to 1997 levels. Reported data of 100 percent estimated by extrapolating from 1999

2000: Estimate based on extrapolation from 1999 value of 99 percent.

2001: Estimate based on extrapolation from 1999 value of 99 percent.

2002: Estimate based on extrapolation from 1999 value of 99 percent.

2003: Estimate based on extrapolation from 1999 value of 99 percent.

2004: Estimate based on extrapolation from 1999 value of 99 percent.

2005: Estimate based on extrapolation from 1999 value of 99 percent.

2006: Estimate based on extrapolation from 1999 value of 99 percent.

2007: Estimate based on extrapolation from 1999 value of 99 percent.

2008: Estimate based on extrapolation from 1999 value of 99 percent.

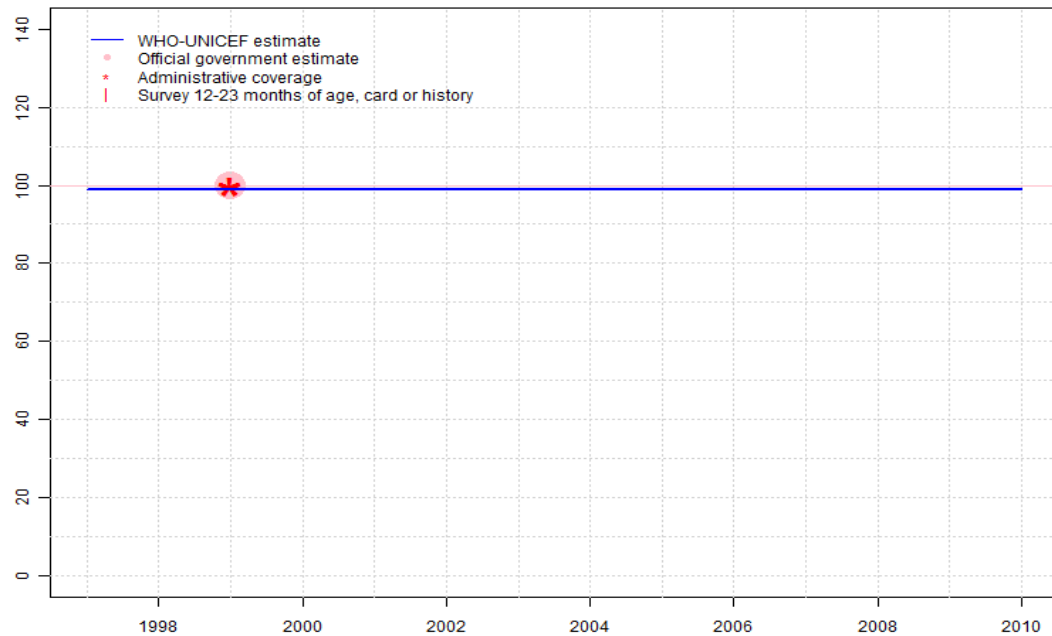
2009: Estimate based on extrapolation from 1999 value of 99 percent.

2010: Estimate based on extrapolation from 1999 value of 99 percent.

	1997	1998	1999	2000	2001	2002	2003	2004	2005	2006	2007	2008	2009	2010
Estimate	99	99	99	99	99	99	99	99	99	99	99	99	99	99
Official	NA	NA	100	NA	NA	NA	NA	NA	NA	NA	NA	NA	NA	NA
Administrative	NA	NA	100	NA	NA	NA	NA	NA	NA	NA	NA	NA	NA	NA
Survey	NA	NA	NA	NA	NA	NA	NA	NA	NA	NA	NA	NA	NA	NA

Monaco - MCV

MCO - MCV



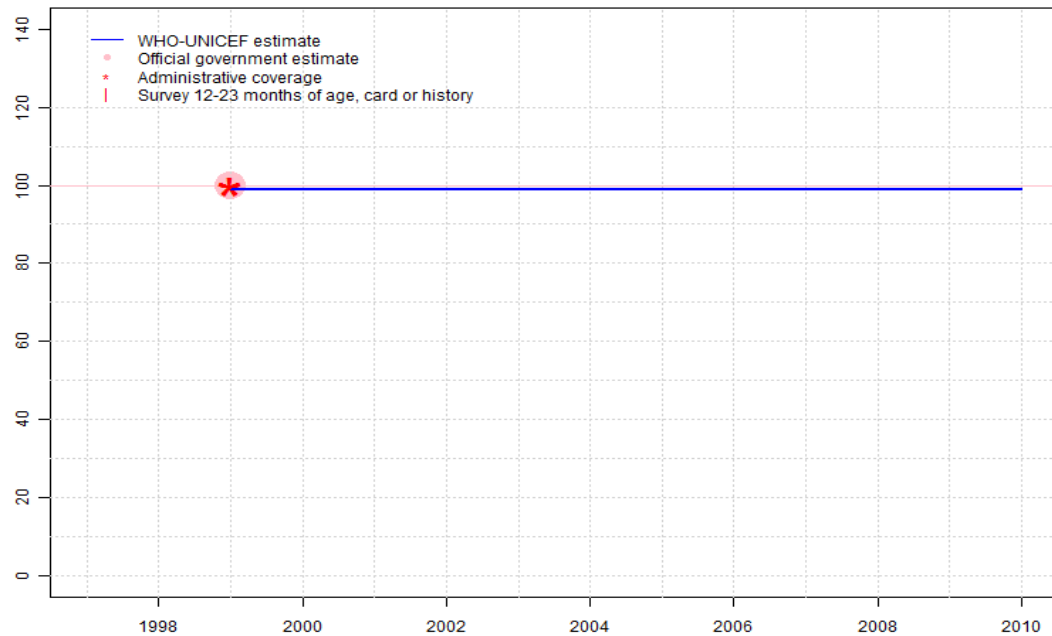
Description:

- 1997: Legacy estimate.
- 1998: Estimate based on interpolation between 1997 and 1999.
- 1999: Reported data 100 percent calibrated to 1997 levels. Reported data of 100 percent estimated by extrapolating from 1999
- 2000: Estimate based on extrapolation from 1999 value of 99 percent.
- 2001: Estimate based on extrapolation from 1999 value of 99 percent.
- 2002: Estimate based on extrapolation from 1999 value of 99 percent.
- 2003: Estimate based on extrapolation from 1999 value of 99 percent.
- 2004: Estimate based on extrapolation from 1999 value of 99 percent.
- 2005: Estimate based on extrapolation from 1999 value of 99 percent.
- 2006: Estimate based on extrapolation from 1999 value of 99 percent.
- 2007: Estimate based on extrapolation from 1999 value of 99 percent.
- 2008: Estimate based on extrapolation from 1999 value of 99 percent.
- 2009: Estimate based on extrapolation from 1999 value of 99 percent.
- 2010: Estimate based on extrapolation from 1999 value of 99 percent.

	1997	1998	1999	2000	2001	2002	2003	2004	2005	2006	2007	2008	2009	2010
Estimate	99	99	99	99	99	99	99	99	99	99	99	99	99	99
Official	NA	NA	100	NA	NA	NA	NA	NA	NA	NA	NA	NA	NA	NA
Administrative	NA	NA	100	NA	NA	NA	NA	NA	NA	NA	NA	NA	NA	NA
Survey	NA	NA	NA	NA	NA	NA	NA	NA	NA	NA	NA	NA	NA	NA

Monaco - HepB3

MCO - HepB3



Description:

1999: Estimate based on reported data. HepB introduced in 1994. Reporting started in 1999.

2000: Estimate based on extrapolation from 1999 value of 99 percent.

2001: Estimate based on extrapolation from 1999 value of 99 percent.

2002: Estimate based on extrapolation from 1999 value of 99 percent.

2003: Estimate based on extrapolation from 1999 value of 99 percent.

2004: Estimate based on extrapolation from 1999 value of 99 percent.

2005: Estimate based on extrapolation from 1999 value of 99 percent.

2006: Estimate based on extrapolation from 1999 value of 99 percent.

2007: Estimate based on extrapolation from 1999 value of 99 percent.

2008: Estimate based on extrapolation from 1999 value of 99 percent.

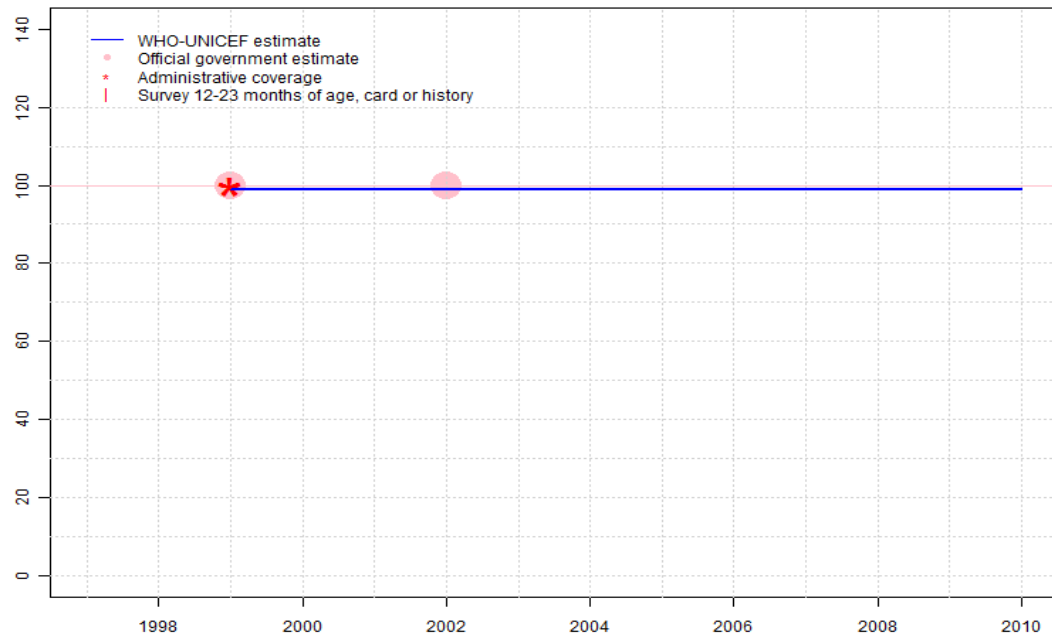
2009: Estimate based on extrapolation from 1999 value of 99 percent.

2010: Estimate based on extrapolation from 1999 value of 99 percent.

	1997	1998	1999	2000	2001	2002	2003	2004	2005	2006	2007	2008	2009	2010
Estimate	NA	NA	99	99	99	99	99	99	99	99	99	99	99	99
Official	NA	NA	100	NA	NA	NA	NA	NA	NA	NA	NA	NA	NA	NA
Administrative	NA	NA	100	NA	NA	NA	NA	NA	NA	NA	NA	NA	NA	NA
Survey	NA	NA	NA	NA	NA	NA	NA	NA	NA	NA	NA	NA	NA	NA

Monaco - Hib3

MCO - Hib3

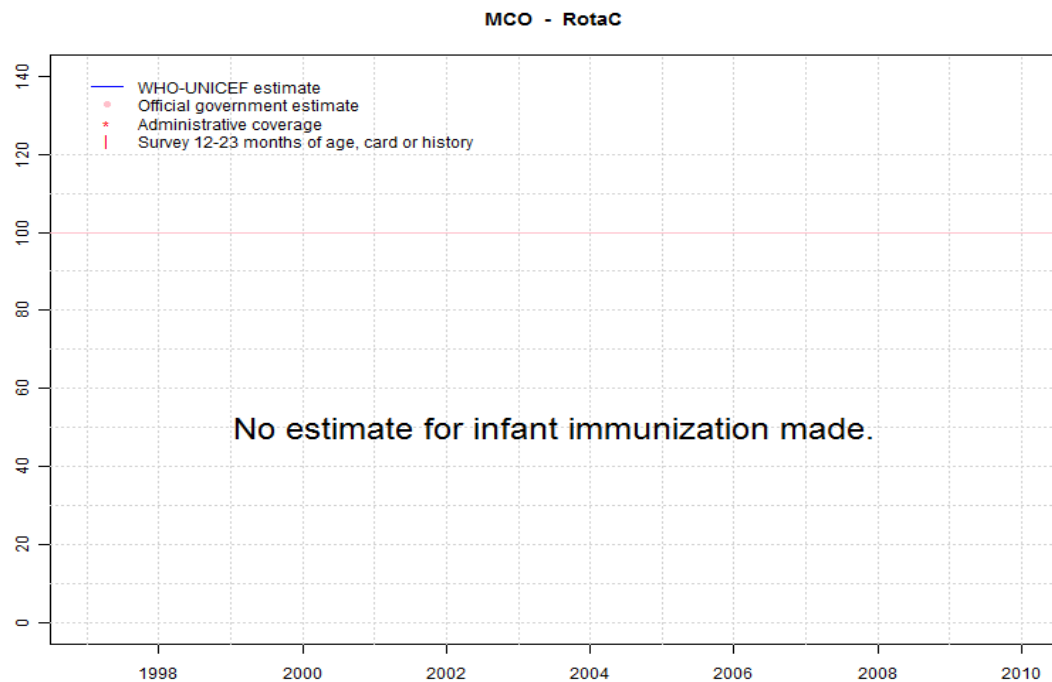


Description:

- 1999: Estimate based on reported data. Hib reporting started in 1999
- 2000: Estimate based on interpolation between 1999 and 2002.
- 2001: Estimate based on interpolation between 1999 and 2002.
- 2002: Estimate based on reported data.
- 2003: Estimate based on extrapolation from 2002 value of 99 percent.
- 2004: Estimate based on extrapolation from 2002 value of 99 percent.
- 2005: Estimate based on extrapolation from 2002 value of 99 percent.
- 2006: Estimate based on extrapolation from 2002 value of 99 percent.
- 2007: Estimate based on extrapolation from 2002 value of 99 percent.
- 2008: Estimate based on extrapolation from 2002 value of 99 percent.
- 2009: Estimate based on extrapolation from 2002 value of 99 percent.
- 2010: Estimate based on extrapolation from 2002 value of 99 percent.

	1997	1998	1999	2000	2001	2002	2003	2004	2005	2006	2007	2008	2009	2010
Estimate	NA	NA	99	99	99	99	99	99	99	99	99	99	99	99
Official	NA	NA	100	NA	NA	100	NA	NA	NA	NA	NA	NA	NA	NA
Administrative	NA	NA	100	NA	NA	NA	NA	NA	NA	NA	NA	NA	NA	NA
Survey	NA	NA	NA	NA	NA	NA	NA	NA	NA	NA	NA	NA	NA	NA

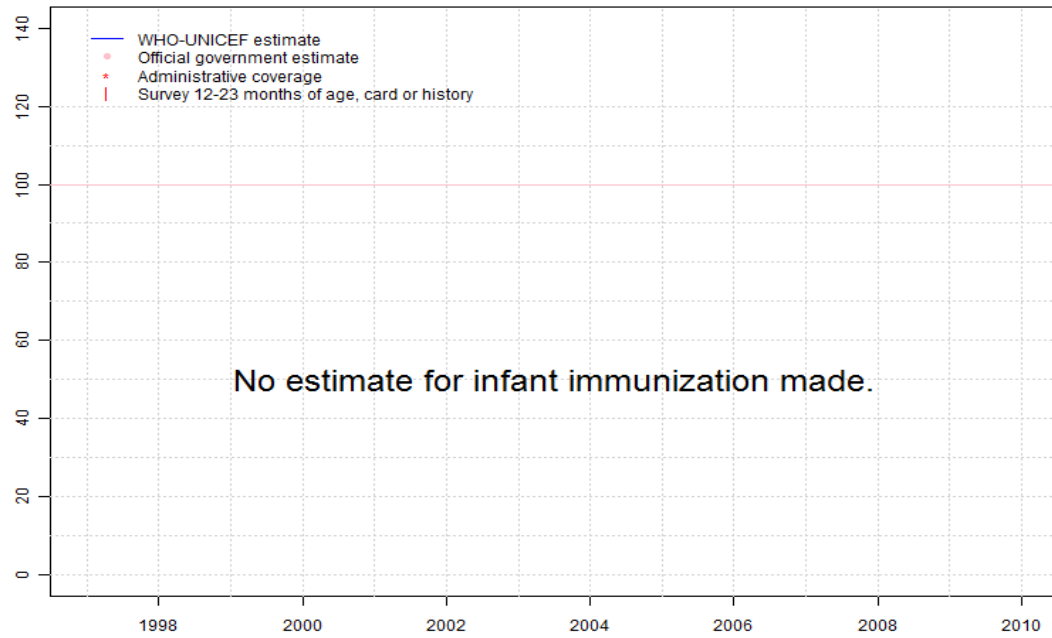
Monaco - RotaC



	1997	1998	1999	2000	2001	2002	2003	2004	2005	2006	2007	2008	2009	2010
Estimate	NA	NA	NA	NA	NA	NA	NA	NA	NA	NA	NA	NA	NA	NA
Official	NA	NA	NA	NA	NA	NA	NA	NA	NA	NA	NA	NA	NA	NA
Administrative	NA	NA	NA	NA	NA	NA	NA	NA	NA	NA	NA	NA	NA	NA
Survey	NA	NA	NA	NA	NA	NA	NA	NA	NA	NA	NA	NA	NA	NA

Monaco - PcV3

MCO - PcV3



	1997	1998	1999	2000	2001	2002	2003	2004	2005	2006	2007	2008	2009	2010
Estimate	NA	NA	NA	NA	NA	NA	NA	NA	NA	NA	NA	NA	NA	NA
Official	NA	NA	NA	NA	NA	NA	NA	NA	NA	NA	NA	NA	NA	NA
Administrative	NA	NA	NA	NA	NA	NA	NA	NA	NA	NA	NA	NA	NA	NA
Survey	NA	NA	NA	NA	NA	NA	NA	NA	NA	NA	NA	NA	NA	NA

Further information and estimates for 1980-1996 are available at:

http://www.childinfo.org/immunization_countryreports.html

http://www.who.int/immunization_monitoring/routine/immunization_coverage/en/index4.html