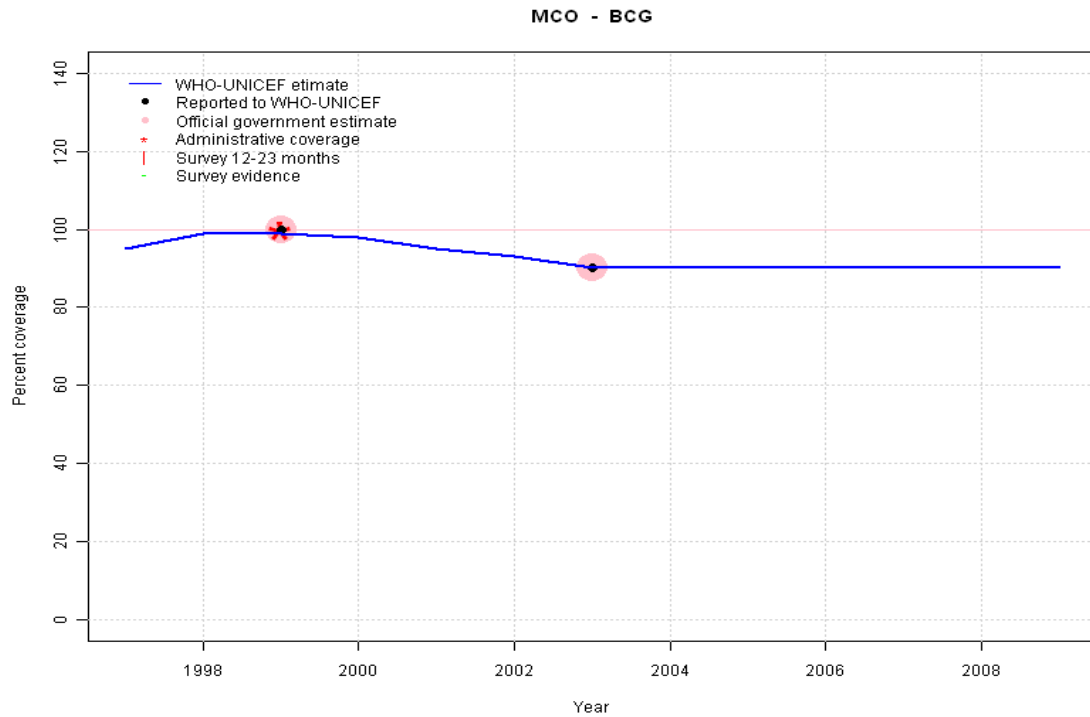


Monaco - BCG



	1997	1998	1999	2000	2001	2002	2003	2004	2005	2006	2007	2008	2009
Estimate	95	99	99	98	95	93	90	90	90	90	90	90	90
Reported	NA	NA	100	NA	NA	NA	90	NA	NA	NA	NA	NA	NA
Official	NA	NA	100	NA	NA	NA	90	NA	NA	NA	NA	NA	NA
Administrative	NA	NA	100	NA	NA	NA	NA	NA	NA	NA	NA	NA	NA
Survey	NA	NA	NA	NA	NA	NA	NA	NA	NA	NA	NA	NA	NA

Description:

1997: Legacy estimate.

1998: Estimate based on reported data.

1999: Estimate based on reported data.

2000: Estimate based on trend in reported data. Missing or ignored reported value estimated by interpolation between reported values of 100 percent in 1999 and 90 percent in 2003.

2001: Estimate based on trend in reported data. Missing or ignored reported value estimated by interpolation between reported values of 100 percent in 1999 and 90 percent in 2003.

2002: Estimate based on trend in reported data. Missing or ignored reported value estimated by interpolation between reported values of 100 percent in 1999 and 90 percent in 2003.

2003: Estimate based on reported data.

2004: Estimate based on trend in reported data. Missing or ignored reported value estimated by extrapolation from 2003 reported value of 90 percent.

2005: Estimate based on trend in reported data. Missing or ignored reported value estimated by extrapolation from 2003 reported value of 90 percent.

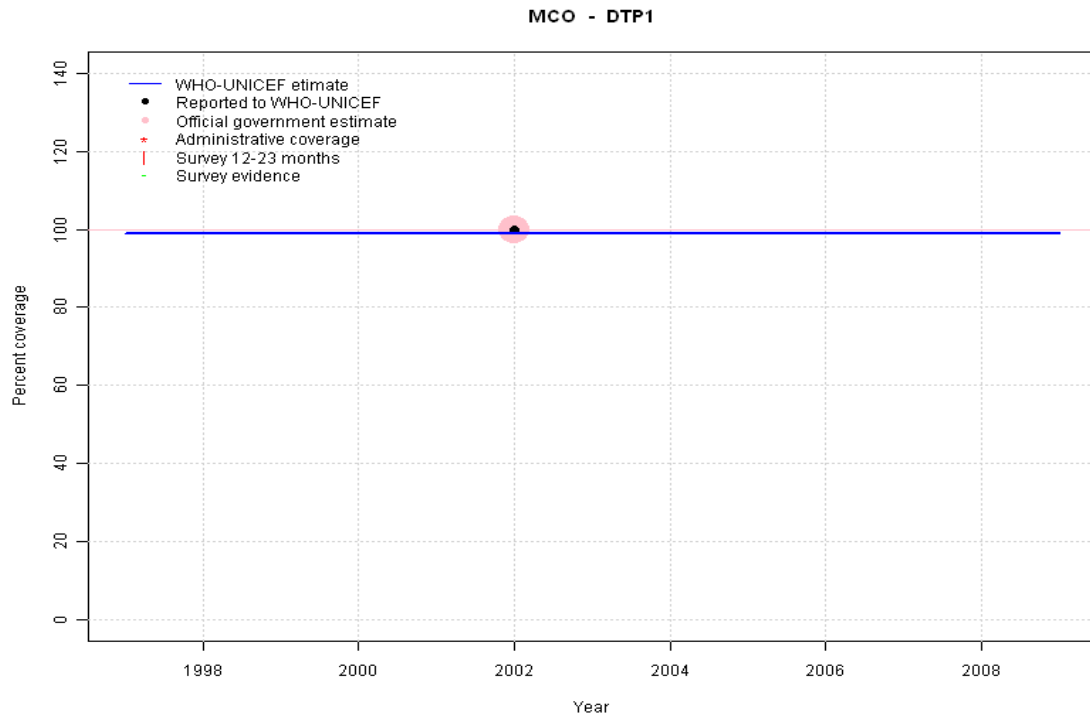
2006: Estimate based on trend in reported data. Missing or ignored reported value estimated by extrapolation from 2003 reported value of 90 percent.

2007: Estimate based on trend in reported data. Missing or ignored reported value estimated by extrapolation from 2003 reported value of 90 percent.

2008: Estimate based on trend in reported data. Missing or ignored reported value estimated by extrapolation from 2003 reported value of 90 percent.

2009: Estimate based on trend in reported data. Missing or ignored reported value estimated by extrapolation from 2003 reported value of 90 percent.

Monaco - DTP1



	1997	1998	1999	2000	2001	2002	2003	2004	2005	2006	2007	2008	2009
Estimate	99	99	99	99	99	99	99	99	99	99	99	99	99
Reported	NA	NA	NA	NA	NA	100	NA	NA	NA	NA	NA	NA	NA
Official	NA	NA	NA	NA	NA	100	NA	NA	NA	NA	NA	NA	NA
Administrative	NA	NA	NA	NA	NA	NA	NA	NA	NA	NA	NA	NA	NA
Survey	NA	NA	NA	NA	NA	NA	NA	NA	NA	NA	NA	NA	NA

Description:

1997: Legacy estimate.

1998: Estimate based on trend in reported data. Missing or ignored reported value estimated by extrapolation from 2002 reported value of 99 percent.

1999: Estimate based on trend in reported data. Missing or ignored reported value estimated by extrapolation from 2002 reported value of 99 percent.

2000: Estimate based on trend in reported data. Missing or ignored reported value estimated by extrapolation from 2002 reported value of 99 percent.

2001: Estimate based on trend in reported data. Missing or ignored reported value estimated by extrapolation from 2002 reported value of 99 percent.

2002: Estimate based on reported data.

2003: Estimate based on trend in reported data. Missing or ignored reported value estimated by extrapolation from 2002 reported value of 99 percent.

2004: Estimate based on trend in reported data. Missing or ignored reported value estimated by extrapolation from 2002 reported value of 99 percent.

2005: Estimate based on trend in reported data. Missing or ignored reported value estimated by extrapolation from 2002 reported value of 99 percent.

2006: Estimate based on trend in reported data. Missing or ignored reported value estimated by extrapolation from 2002 reported value of 99 percent.

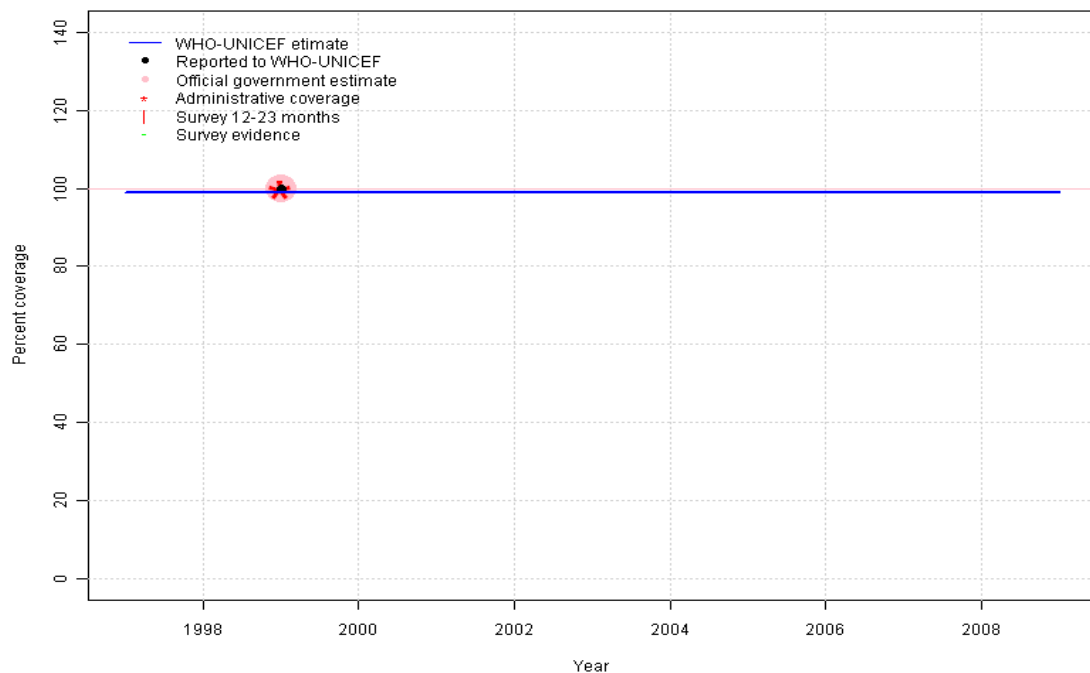
2007: Estimate based on trend in reported data. Missing or ignored reported value estimated by extrapolation from 2002 reported value of 99 percent.

2008: Estimate based on trend in reported data. Missing or ignored reported value estimated by extrapolation from 2002 reported value of 99 percent.

2009: Estimate based on trend in reported data. Missing or ignored reported value estimated by extrapolation from 2002 reported value of 99 percent.

Monaco - DTP3

MCO - DTP3

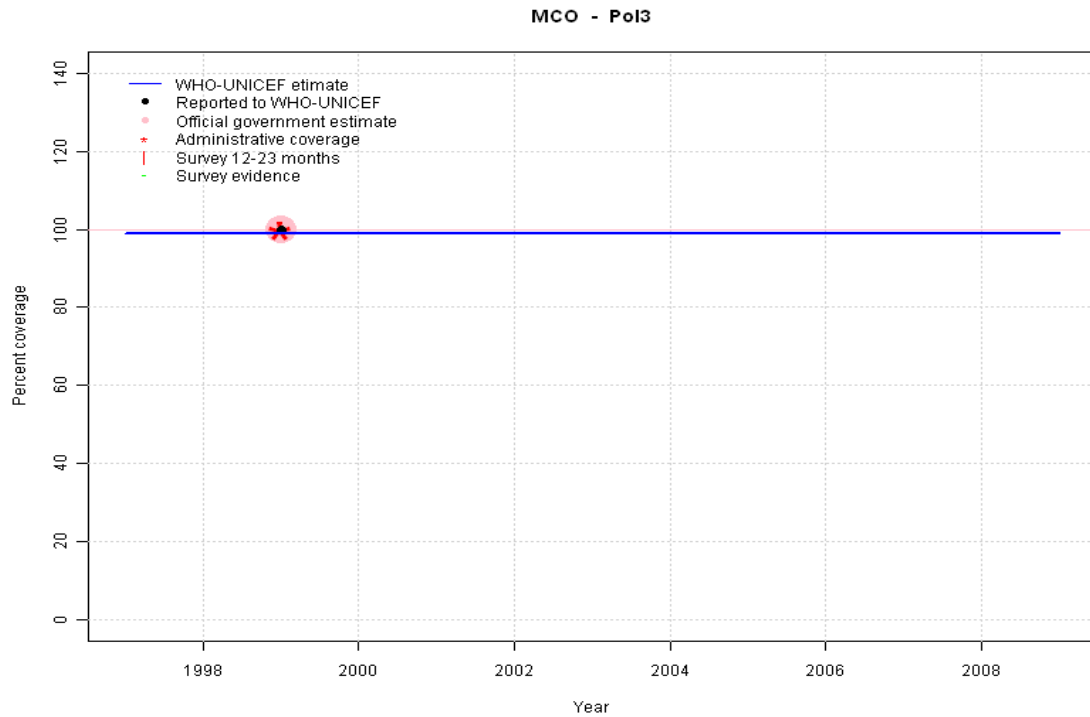


	1997	1998	1999	2000	2001	2002	2003	2004	2005	2006	2007	2008	2009
Estimate	99	99	99	99	99	99	99	99	99	99	99	99	99
Reported	NA	NA	100	NA	NA	NA	NA	NA	NA	NA	NA	NA	NA
Official	NA	NA	100	NA	NA	NA	NA	NA	NA	NA	NA	NA	NA
Administrative	NA	NA	100	NA	NA	NA	NA	NA	NA	NA	NA	NA	NA
Survey	NA	NA	NA	NA	NA	NA	NA	NA	NA	NA	NA	NA	NA

Description:

- 1997: Legacy estimate.
- 1998: Estimate based on trend in reported data. Missing or ignored reported value estimated by extrapolation from 1999 reported value of 99 percent.
- 1999: Estimate based on reported data.
- 2000: Estimate based on trend in reported data. Missing or ignored reported value estimated by extrapolation from 1999 reported value of 99 percent.
- 2001: Estimate based on trend in reported data. Missing or ignored reported value estimated by extrapolation from 1999 reported value of 99 percent.
- 2002: Estimate based on trend in reported data. Missing or ignored reported value estimated by extrapolation from 1999 reported value of 99 percent.
- 2003: Estimate based on trend in reported data. Missing or ignored reported value estimated by extrapolation from 1999 reported value of 99 percent.
- 2004: Estimate based on trend in reported data. Missing or ignored reported value estimated by extrapolation from 1999 reported value of 99 percent.
- 2005: Estimate based on trend in reported data. Missing or ignored reported value estimated by extrapolation from 1999 reported value of 99 percent.
- 2006: Estimate based on trend in reported data. Missing or ignored reported value estimated by extrapolation from 1999 reported value of 99 percent.
- 2007: Estimate based on trend in reported data. Missing or ignored reported value estimated by extrapolation from 1999 reported value of 99 percent.
- 2008: Estimate based on trend in reported data. Missing or ignored reported value estimated by extrapolation from 1999 reported value of 99 percent.
- 2009: Estimate based on trend in reported data. Missing or ignored reported value estimated by extrapolation from 1999 reported value of 99 percent.

Monaco - Pol3



	1997	1998	1999	2000	2001	2002	2003	2004	2005	2006	2007	2008	2009
Estimate	99	99	99	99	99	99	99	99	99	99	99	99	99
Reported	NA	NA	100	NA	NA	NA	NA	NA	NA	NA	NA	NA	NA
Official	NA	NA	100	NA	NA	NA	NA	NA	NA	NA	NA	NA	NA
Administrative	NA	NA	100	NA	NA	NA	NA	NA	NA	NA	NA	NA	NA
Survey	NA	NA	NA	NA	NA	NA	NA	NA	NA	NA	NA	NA	NA

Description:

1997: Legacy estimate.

1998: Estimate based on trend in reported data. Missing or ignored reported value estimated by extrapolation from 1999 reported value of 99 percent.

1999: Estimate based on reported data.

2000: Estimate based on trend in reported data. Missing or ignored reported value estimated by extrapolation from 1999 reported value of 99 percent.

2001: Estimate based on trend in reported data. Missing or ignored reported value estimated by extrapolation from 1999 reported value of 99 percent.

2002: Estimate based on trend in reported data. Missing or ignored reported value estimated by extrapolation from 1999 reported value of 99 percent.

2003: Estimate based on trend in reported data. Missing or ignored reported value estimated by extrapolation from 1999 reported value of 99 percent.

2004: Estimate based on trend in reported data. Missing or ignored reported value estimated by extrapolation from 1999 reported value of 99 percent.

2005: Estimate based on trend in reported data. Missing or ignored reported value estimated by extrapolation from 1999 reported value of 99 percent.

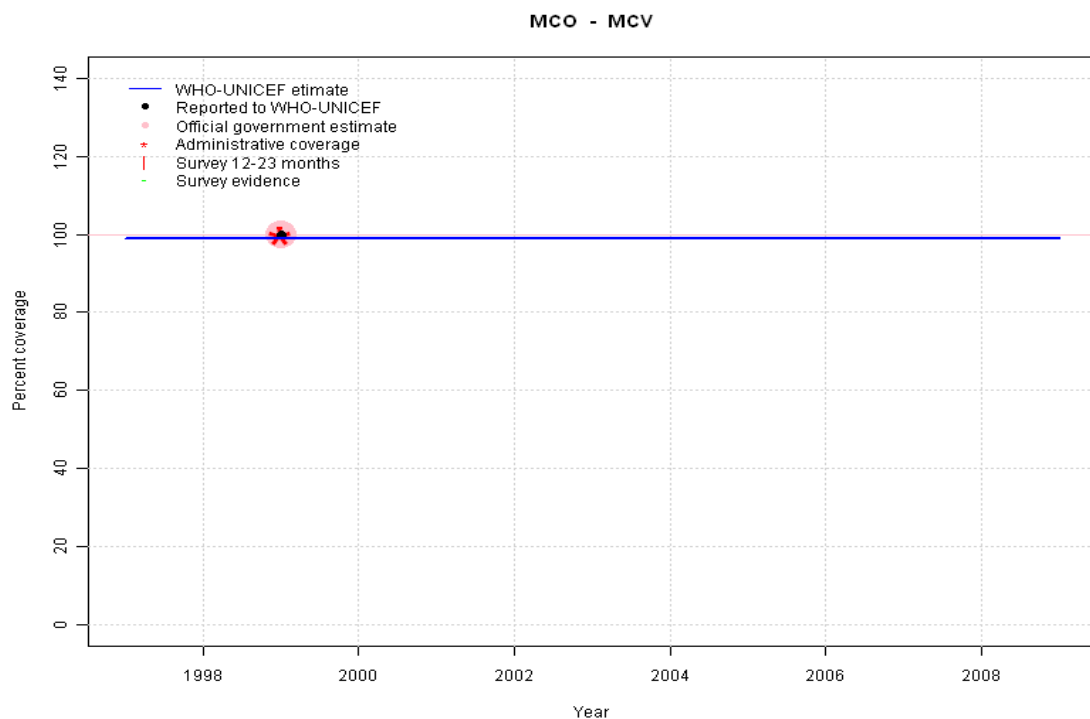
2006: Estimate based on trend in reported data. Missing or ignored reported value estimated by extrapolation from 1999 reported value of 99 percent.

2007: Estimate based on trend in reported data. Missing or ignored reported value estimated by extrapolation from 1999 reported value of 99 percent.

2008: Estimate based on trend in reported data. Missing or ignored reported value estimated by extrapolation from 1999 reported value of 99 percent.

2009: Estimate based on trend in reported data. Missing or ignored reported value estimated by extrapolation from 1999 reported value of 99 percent.

Monaco - MCV



	1997	1998	1999	2000	2001	2002	2003	2004	2005	2006	2007	2008	2009
Estimate	99	99	99	99	99	99	99	99	99	99	99	99	99
Reported	NA	NA	100	NA	NA	NA	NA	NA	NA	NA	NA	NA	NA
Official	NA	NA	100	NA	NA	NA	NA	NA	NA	NA	NA	NA	NA
Administrative	NA	NA	100	NA	NA	NA	NA	NA	NA	NA	NA	NA	NA
Survey	NA	NA	NA	NA	NA	NA	NA	NA	NA	NA	NA	NA	NA

Description:

1997: Legacy estimate.

1998: Estimate based on trend in reported data. Missing or ignored reported value estimated by extrapolation from 1999 reported value of 99 percent.

1999: Estimate based on reported data.

2000: Estimate based on trend in reported data. Missing or ignored reported value estimated by extrapolation from 1999 reported value of 99 percent.

2001: Estimate based on trend in reported data. Missing or ignored reported value estimated by extrapolation from 1999 reported value of 99 percent.

2002: Estimate based on trend in reported data. Missing or ignored reported value estimated by extrapolation from 1999 reported value of 99 percent.

2003: Estimate based on trend in reported data. Missing or ignored reported value estimated by extrapolation from 1999 reported value of 99 percent.

2004: Estimate based on trend in reported data. Missing or ignored reported value estimated by extrapolation from 1999 reported value of 99 percent.

2005: Estimate based on trend in reported data. Missing or ignored reported value estimated by extrapolation from 1999 reported value of 99 percent.

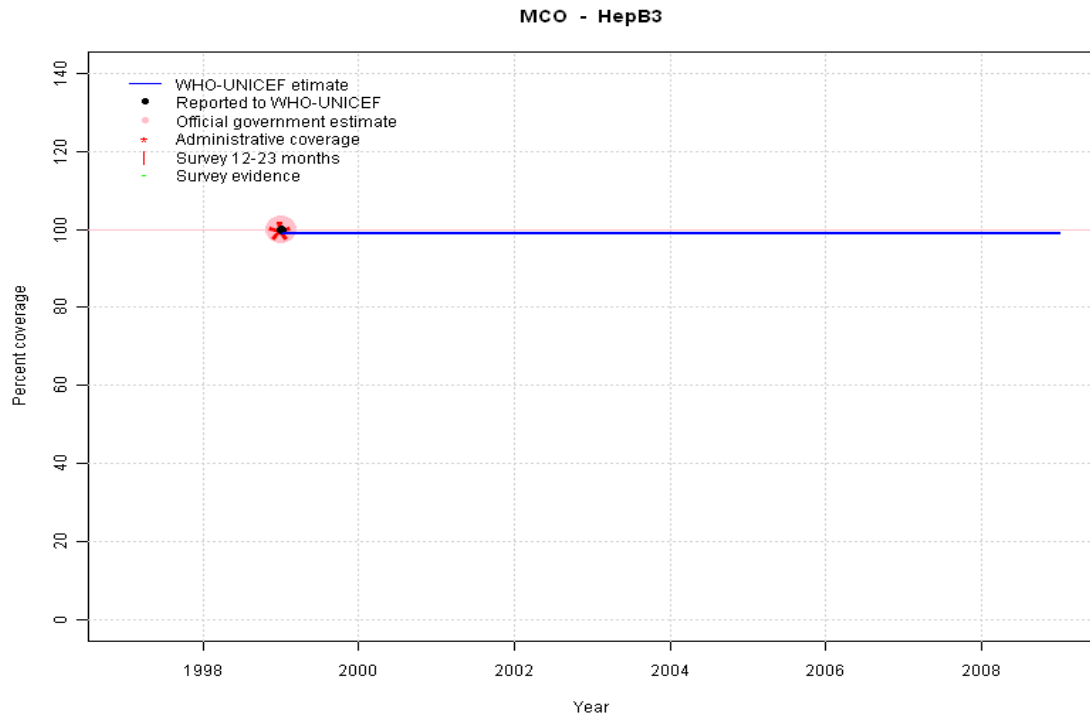
2006: Estimate based on trend in reported data. Missing or ignored reported value estimated by extrapolation from 1999 reported value of 99 percent.

2007: Estimate based on trend in reported data. Missing or ignored reported value estimated by extrapolation from 1999 reported value of 99 percent.

2008: Estimate based on trend in reported data. Missing or ignored reported value estimated by extrapolation from 1999 reported value of 99 percent.

2009: Estimate based on trend in reported data. Missing or ignored reported value estimated by extrapolation from 1999 reported value of 99 percent.

Monaco - HepB3

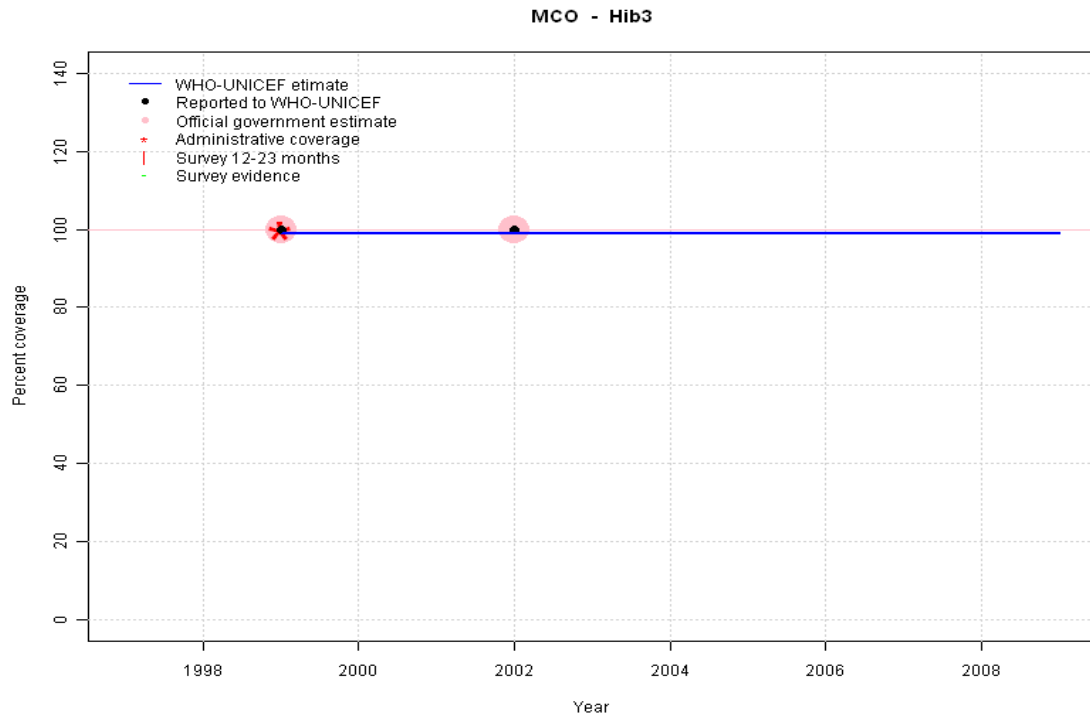


Description:

- 1999: Estimate based on reported data. HepB introduced in 1994. Reporting started in 1999.
- 2000: Estimate based on reported data. Missing or ignored reported value estimated by extrapolation from 1999 reported value of 99 percent.
- 2001: Estimate based on reported data. Missing or ignored reported value estimated by extrapolation from 1999 reported value of 99 percent.
- 2002: Estimate based on reported data. Missing or ignored reported value estimated by extrapolation from 1999 reported value of 99 percent.
- 2003: Estimate based on reported data. Missing or ignored reported value estimated by extrapolation from 1999 reported value of 99 percent.
- 2004: Estimate based on reported data. Missing or ignored reported value estimated by extrapolation from 1999 reported value of 99 percent.
- 2005: Estimate based on reported data. Missing or ignored reported value estimated by extrapolation from 1999 reported value of 99 percent.
- 2006: Estimate based on reported data. Missing or ignored reported value estimated by extrapolation from 1999 reported value of 99 percent.
- 2007: Estimate based on reported data. Missing or ignored reported value estimated by extrapolation from 1999 reported value of 99 percent.
- 2008: Estimate based on reported data. Missing or ignored reported value estimated by extrapolation from 1999 reported value of 99 percent.
- 2009: Estimate based on reported data. Missing or ignored reported value estimated by extrapolation from 1999 reported value of 99 percent.

	1997	1998	1999	2000	2001	2002	2003	2004	2005	2006	2007	2008	2009
Estimate	NA	NA	99	99	99	99	99	99	99	99	99	99	99
Reported	NA	NA	100	NA	NA	NA	NA	NA	NA	NA	NA	NA	NA
Official	NA	NA	100	NA	NA	NA	NA	NA	NA	NA	NA	NA	NA
Administrative	NA	NA	100	NA	NA	NA	NA	NA	NA	NA	NA	NA	NA
Survey	NA	NA	NA	NA	NA	NA	NA	NA	NA	NA	NA	NA	NA

Monaco - Hib3

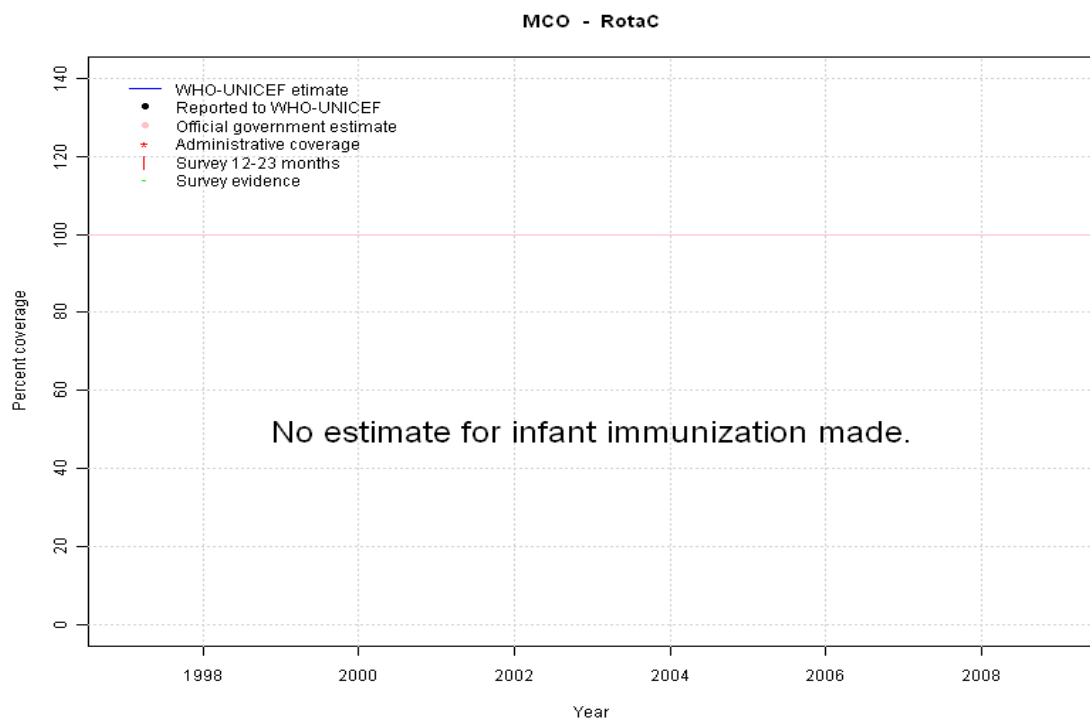


	1997	1998	1999	2000	2001	2002	2003	2004	2005	2006	2007	2008	2009
Estimate	NA	NA	99	99	99	99	99	99	99	99	99	99	99
Reported	NA	NA	100	NA	NA	100	NA	NA	NA	NA	NA	NA	NA
Official	NA	NA	100	NA	NA	100	NA	NA	NA	NA	NA	NA	NA
Administrative	NA	NA	100	NA	NA	NA	NA	NA	NA	NA	NA	NA	NA
Survey	NA	NA	NA	NA	NA	NA	NA	NA	NA	NA	NA	NA	NA

Description:

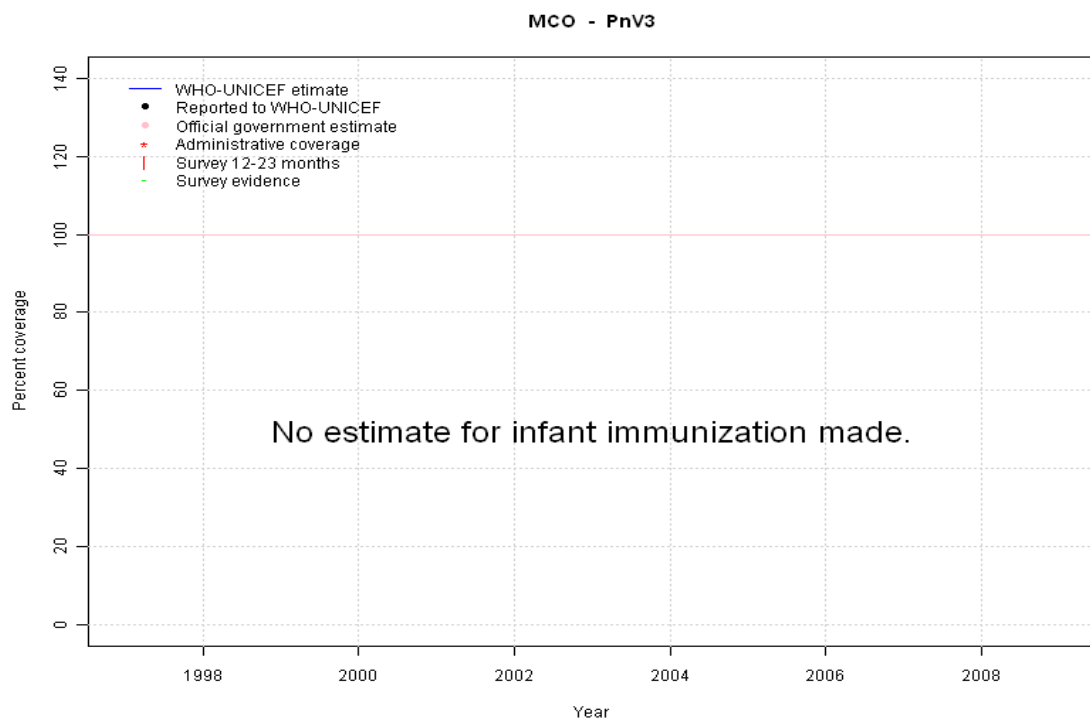
- 1999: Estimate based on reported data. Hib reporting started in 1999
- 2000: Estimate based on reported data. Missing or ignored reported value estimated by interpolation between reported values of 100 percent in 1999 and 100 percent in 2002.
- 2001: Estimate based on reported data. Missing or ignored reported value estimated by interpolation between reported values of 100 percent in 1999 and 100 percent in 2002.
- 2002: Estimate based on reported data.
- 2003: Estimate based on reported data. Missing or ignored reported value estimated by extrapolation from 2002 reported value of 99 percent.
- 2004: Estimate based on reported data. Missing or ignored reported value estimated by extrapolation from 2002 reported value of 99 percent.
- 2005: Estimate based on reported data. Missing or ignored reported value estimated by extrapolation from 2002 reported value of 99 percent.
- 2006: Estimate based on reported data. Missing or ignored reported value estimated by extrapolation from 2002 reported value of 99 percent.
- 2007: Estimate based on reported data. Missing or ignored reported value estimated by extrapolation from 2002 reported value of 99 percent.
- 2008: Estimate based on reported data. Missing or ignored reported value estimated by extrapolation from 2002 reported value of 99 percent.
- 2009: Estimate based on reported data. Missing or ignored reported value estimated by extrapolation from 2002 reported value of 99 percent.

Monaco - RotaC



	1997	1998	1999	2000	2001	2002	2003	2004	2005	2006	2007	2008	2009
Estimate	NA	NA	NA	NA	NA	NA	NA	NA	NA	NA	NA	NA	NA
Reported	NA	NA	NA	NA	NA	NA	NA	NA	NA	NA	NA	NA	NA
Official	NA	NA	NA	NA	NA	NA	NA	NA	NA	NA	NA	NA	NA
Administrative	NA	NA	NA	NA	NA	NA	NA	NA	NA	NA	NA	NA	NA
Survey	NA	NA	NA	NA	NA	NA	NA	NA	NA	NA	NA	NA	NA

Monaco - PnV3



	1997	1998	1999	2000	2001	2002	2003	2004	2005	2006	2007	2008	2009
Estimate	NA	NA	NA	NA	NA	NA	NA	NA	NA	NA	NA	NA	NA
Reported	NA	NA	NA	NA	NA	NA	NA	NA	NA	NA	NA	NA	NA
Official	NA	NA	NA	NA	NA	NA	NA	NA	NA	NA	NA	NA	NA
Administrative	NA	NA	NA	NA	NA	NA	NA	NA	NA	NA	NA	NA	NA
Survey	NA	NA	NA	NA	NA	NA	NA	NA	NA	NA	NA	NA	NA

Further information and estimates for 1980-1996 are available at:

http://www.childinfo.org/immunization_countryreports.html

http://www.who.int/immunization_monitoring/routine/immunization_coverage/en/index4.html