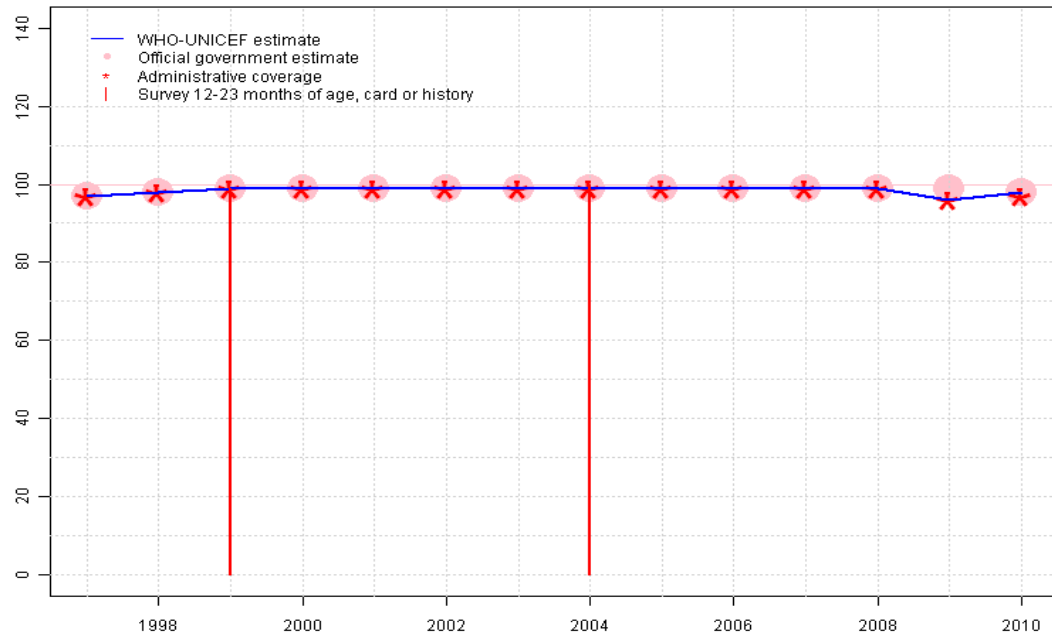


Republic of Moldova - BCG

MDA - BCG



Description:

1997: Legacy estimate.

1998: Estimate based on reported data.

1999: Estimate based on reported data. 99 percent survey results supports reported data of 99 percent.

2000: Estimate based on reported data.

2001: Estimate based on reported data.

2002: Estimate based on reported data.

2003: Estimate based on reported data.

2004: Estimate based on reported data. 100 percent survey results supports reported data of 99 percent.

2005: Estimate based on reported data.

2006: Estimate based on reported data.

2007: Estimate based on reported data.

2008: Estimate based on reported data.

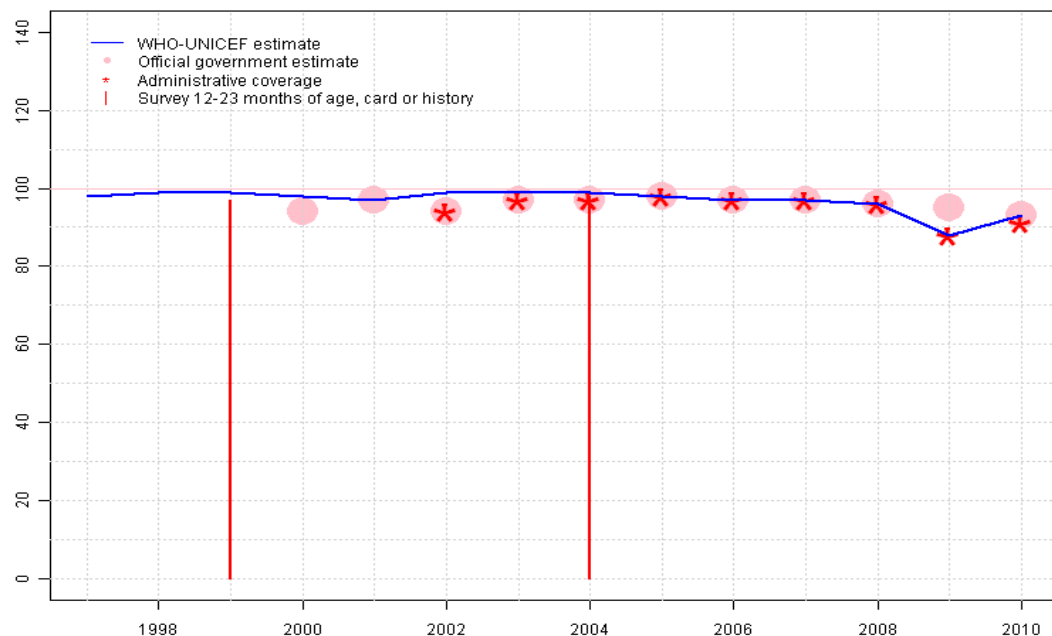
2009: Estimate based on reported data. Estimate based on nationally reported administrative data; no explanation given for adjusted official estimate.

2010: Estimate based on reported data.

	1997	1998	1999	2000	2001	2002	2003	2004	2005	2006	2007	2008	2009	2010
Estimate	97	98	99	99	99	99	99	99	99	99	99	99	96	98
Official	97	98	99	99	99	99	99	99	99	99	99	99	99	98
Administrative	97	98	99	99	99	99	99	99	99	99	99	99	96	97
Survey	NA	NA	99	NA	NA	NA	NA	100	NA	NA	NA	NA	NA	NA

Republic of Moldova - DTP1

MDA - DTP1



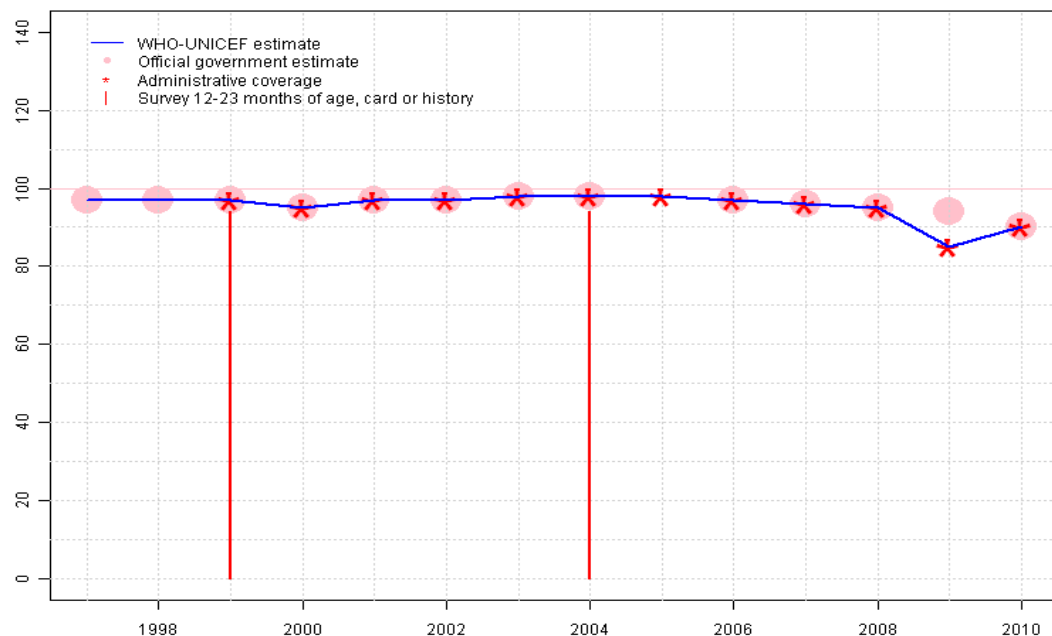
Description:

- 1997: Legacy estimate.
- 1998: No DTP1 data. Estimate based on DTP3 coverage of 97. Current estimate of 99 percent changed from previous revision value of 98 percent.
- 1999: DTP1 coverage estimated based on DTP3 coverage of 97. Current estimate of 99 percent changed from previous revision value of 98 percent.
- 2000: DTP1 coverage estimated based on DTP3 coverage of 95.
- 2001: Estimate based on reported data.
- 2002: DTP1 coverage estimated based on DTP3 coverage of 97. Current estimate of 99 percent changed from previous revision value of 98 percent.
- 2003: DTP1 coverage estimated based on DTP3 coverage of 98. Current estimate of 99 percent changed from previous revision value of 98 percent.
- 2004: DTP1 coverage estimated based on DTP3 coverage of 98. Current estimate of 99 percent changed from previous revision value of 98 percent.
- 2005: Estimate based on reported data.
- 2006: Estimate based on reported data.
- 2007: Estimate based on reported data.
- 2008: Estimate based on reported data.
- 2009: Estimate based on reported data. Estimate based on nationally reported administrative data; no explanation given for adjusted official estimate.
- 2010: Estimate based on reported data.

	1997	1998	1999	2000	2001	2002	2003	2004	2005	2006	2007	2008	2009	2010
Estimate	98	99	99	98	97	99	99	99	98	97	97	96	88	93
Official	NA	NA	NA	94	97	94	97	97	98	97	97	96	95	93
Administrative	NA	NA	NA	NA	NA	94	97	97	98	97	97	96	88	91
Survey	NA	NA	97	NA	NA	NA	NA	98	NA	NA	NA	NA	NA	NA

Republic of Moldova - DTP3

MDA - DTP3



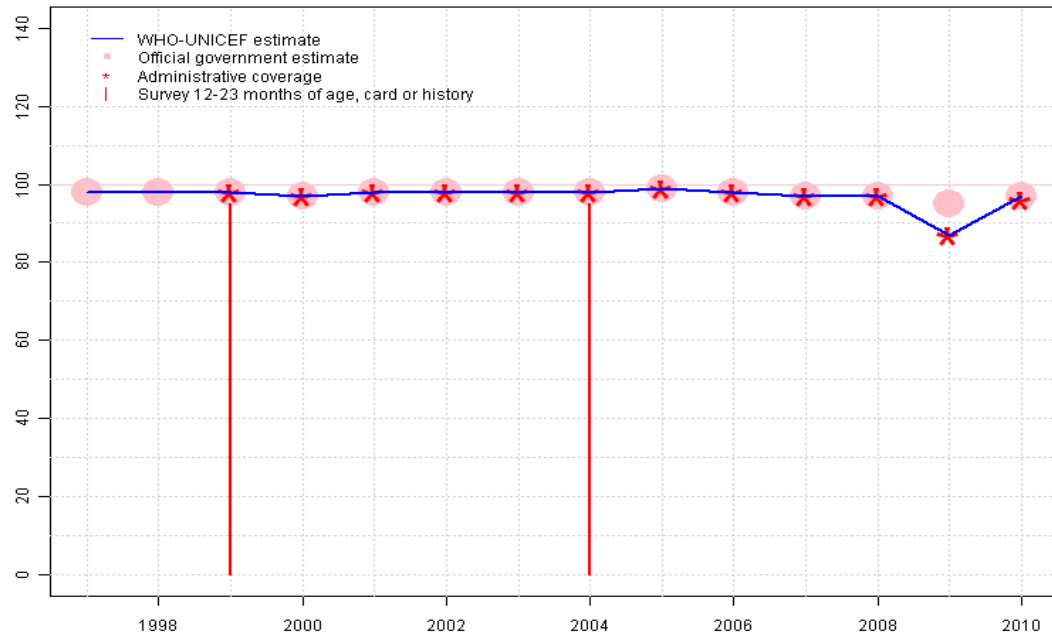
Description:

- 1997: Legacy estimate.
- 1998: Estimate based on reported data.
- 1999: Estimate based on reported data. 94 percent survey results supports reported data of 97 percent.
- 2000: Estimate based on reported data.
- 2001: Estimate based on reported data.
- 2002: Estimate based on reported data.
- 2003: Estimate based on reported data.
- 2004: Estimate based on reported data. 95 percent survey results supports reported data of 98 percent. Survey results of 94 percent modified for recall bias to 95 percent based on 1st dose card or history coverage of 98 percent, 1st dose card only coverage of 89 percent and 3d dose card only coverage of 86 percent.
- 2005: Estimate based on reported data.
- 2006: Estimate based on reported data.
- 2007: Estimate based on reported data.
- 2008: Estimate based on reported data.
- 2009: Estimate based on reported data. Estimate based on nationally reported administrative data; no explanation given for adjusted official estimate.
- 2010: Estimate based on reported data.

	1997	1998	1999	2000	2001	2002	2003	2004	2005	2006	2007	2008	2009	2010
Estimate	97	97	97	95	97	97	98	98	98	97	96	95	85	90
Official	97	97	97	95	97	97	98	98	NA	97	96	95	94	90
Administrative	NA	NA	97	95	97	97	98	98	98	97	96	95	85	90
Survey	NA	NA	94	NA	NA	NA	NA	94	NA	NA	NA	NA	NA	NA

Republic of Moldova - Pol3

MDA - Pol3



Description:

1997: Legacy estimate.

1998: Estimate based on reported data.

1999: Estimate based on reported data. 95 percent survey results supports reported data of 98 percent.

2000: Estimate based on reported data.

2001: Estimate based on reported data.

2002: Estimate based on reported data.

2003: Estimate based on reported data.

2004: Estimate based on reported data. 98 percent survey results supports reported data of 98 percent. Survey results of 95 percent modified for recall bias to 98 percent based on 1st dose card or history coverage of 99 percent, 1st dose card only coverage of 89 percent and 3d dose card only coverage of 88 percent.

2005: Estimate based on reported data.

2006: Estimate based on reported data.

2007: Estimate based on reported data.

2008: Estimate based on reported data.

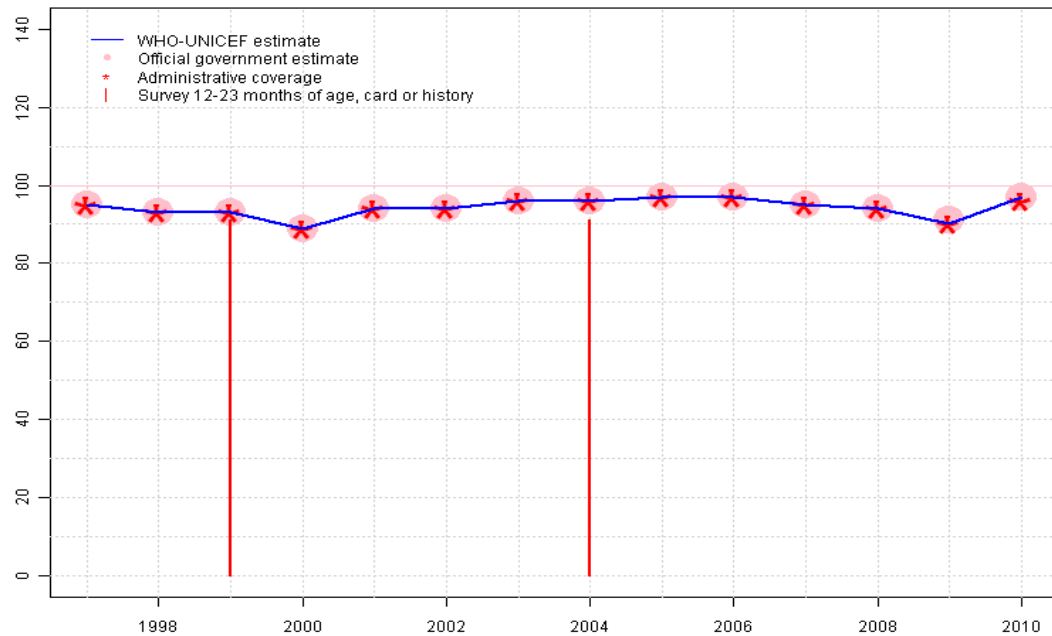
2009: Estimate based on reported data. Estimate based on nationally reported administrative data; no explanation given for adjusted official estimate.

2010: Estimate based on reported data.

	1997	1998	1999	2000	2001	2002	2003	2004	2005	2006	2007	2008	2009	2010
Estimate	98	98	98	97	98	98	98	98	99	98	97	97	87	97
Official	98	98	98	97	98	98	98	98	99	98	97	97	95	97
Administrative	NA	NA	98	97	98	98	98	98	99	98	97	97	87	96
Survey	NA	NA	95	NA	NA	NA	NA	95	NA	NA	NA	NA	NA	NA

Republic of Moldova - MCV

MDA - MCV



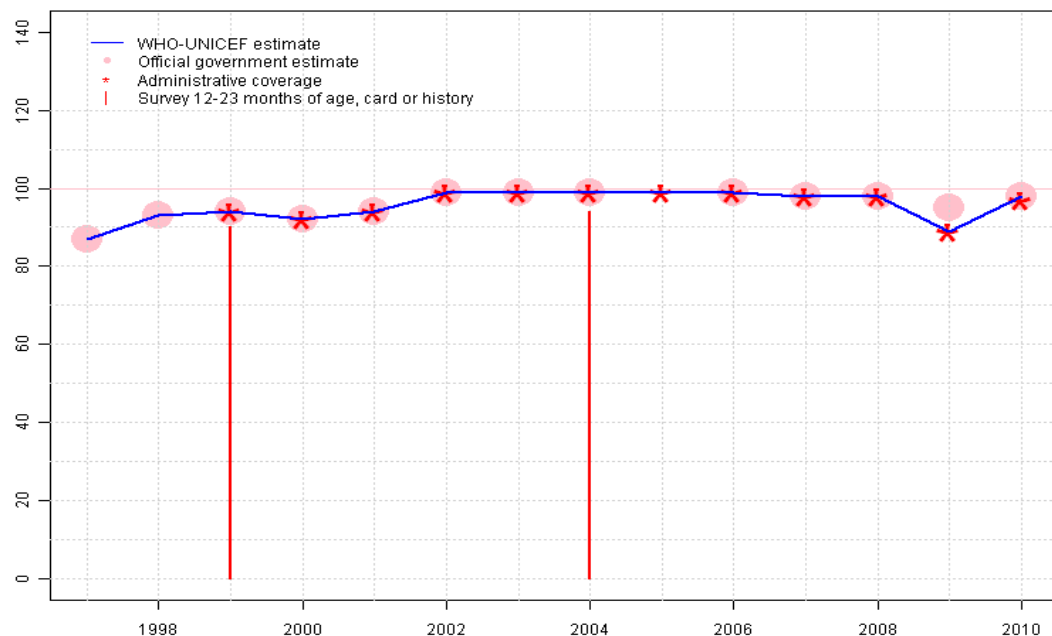
Description:

- 1997: Legacy estimate.
- 1998: Estimate based on reported data.
- 1999: Estimate based on reported data. 91 percent survey results supports reported data of 93 percent.
- 2000: Estimate based on reported data.
- 2001: Estimate based on reported data.
- 2002: Estimate based on reported data.
- 2003: Estimate based on reported data.
- 2004: Estimate based on reported data. 91 percent survey results supports reported data of 96 percent.
- 2005: Estimate based on reported data.
- 2006: Estimate based on reported data.
- 2007: Estimate based on reported data.
- 2008: Estimate based on reported data.
- 2009: Estimate based on reported data. Estimate based on nationally reported administrative data; no explanation given for adjusted official estimate.
- 2010: Estimate based on reported data.

	1997	1998	1999	2000	2001	2002	2003	2004	2005	2006	2007	2008	2009	2010
Estimate	95	93	93	89	94	94	96	96	97	97	95	94	90	97
Official	95	93	93	89	94	94	96	96	97	97	95	94	91	97
Administrative	95	93	93	89	94	94	96	96	97	97	95	94	90	96
Survey	NA	NA	91	NA	NA	NA	NA	91	NA	NA	NA	NA	NA	NA

Republic of Moldova - HepB3

MDA - HepB3



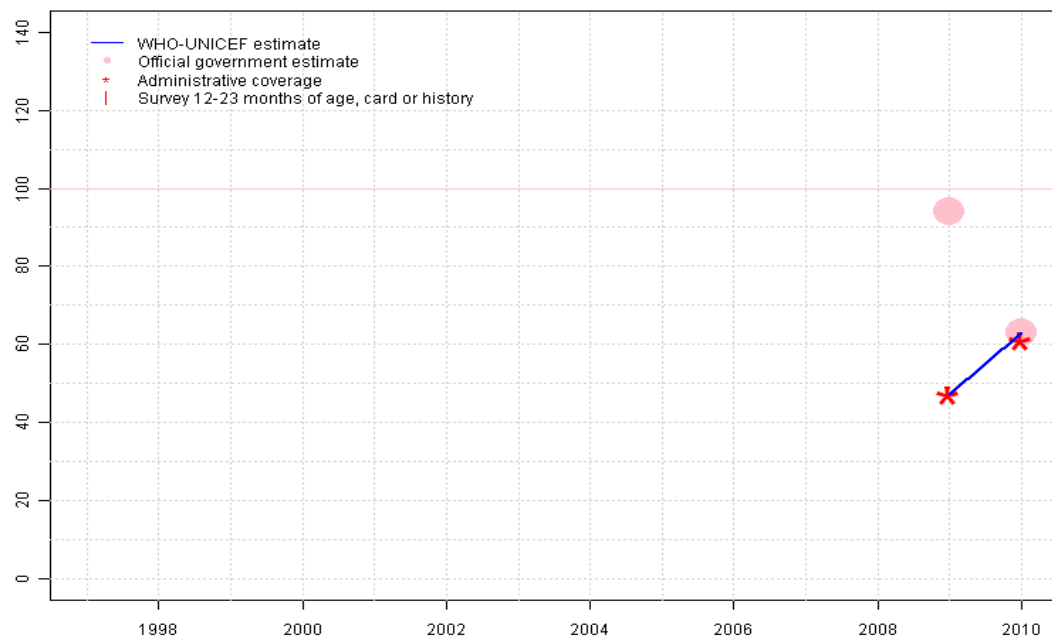
Description:

- 1997: Legacy estimate.
- 1998: Estimate based on reported data.
- 1999: Estimate based on reported data. 90 percent survey results supports reported data of 94 percent.
- 2000: Estimate based on reported data.
- 2001: Estimate based on reported data.
- 2002: Estimate based on reported data.
- 2003: Estimate based on reported data.
- 2004: Estimate based on reported data. 97 percent survey results supports reported data of 99 percent. Survey results of 94 percent modified for recall bias to 97 percent based on 1st dose card or history coverage of 98 percent, 1st dose card only coverage of 89 percent and 3d dose card only coverage of 88 percent.
- 2005: Estimate based on reported data.
- 2006: Estimate based on reported data.
- 2007: Estimate based on reported data.
- 2008: Estimate based on reported data.
- 2009: Estimate based on reported data. Estimate based on nationally reported administrative data; no explanation given for adjusted official estimate.
- 2010: Estimate based on reported data.

	1997	1998	1999	2000	2001	2002	2003	2004	2005	2006	2007	2008	2009	2010
Estimate	87	93	94	92	94	99	99	99	99	99	98	98	89	98
Official	87	93	94	92	94	99	99	99	NA	99	98	98	95	98
Administrative	NA	NA	94	92	94	99	99	99	99	99	98	98	89	97
Survey	NA	NA	90	NA	NA	NA	NA	94	NA	NA	NA	NA	NA	NA

Republic of Moldova - Hib3

MDA - Hib3



Description:

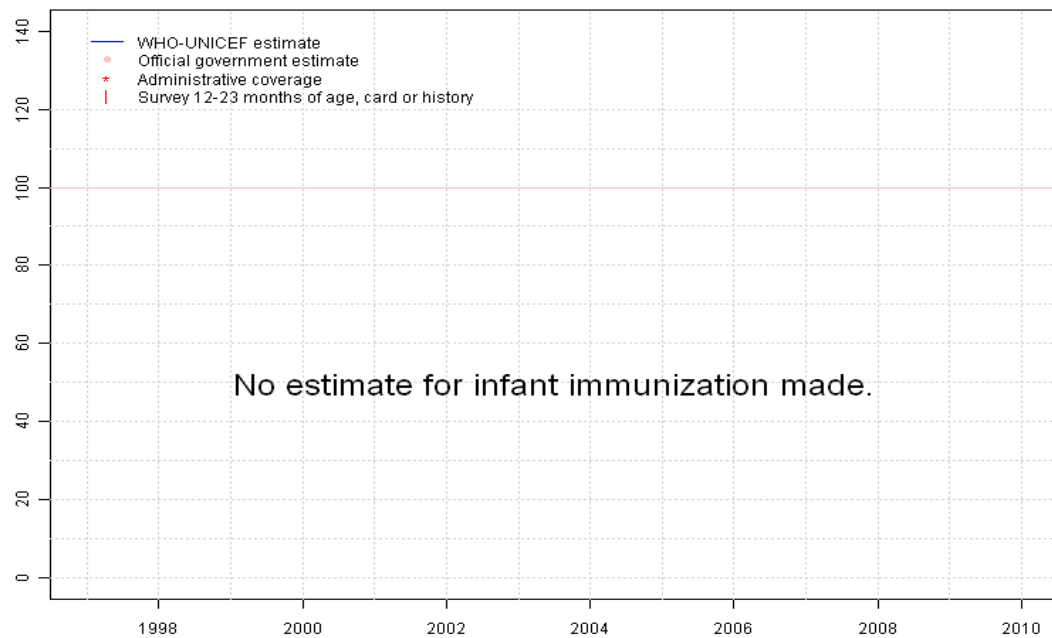
2009: Estimate based on reported data. Hib introduced in 2009 Vaccine presentation is DTB-Hib. Estimate based on nationally reported administrative data; no explanation given for adjusted official estimate.

2010: Estimate based on reported data. Hib uptake slowed down by 5 months vaccine shortage.

	1997	1998	1999	2000	2001	2002	2003	2004	2005	2006	2007	2008	2009	2010
Estimate	NA	NA	NA	NA	NA	NA	NA	NA	NA	NA	NA	NA	47	63
Official	NA	NA	NA	NA	NA	NA	NA	NA	NA	NA	NA	NA	94	63
Administrative	NA	NA	NA	NA	NA	NA	NA	NA	NA	NA	NA	NA	47	61
Survey	NA	NA	NA	NA	NA	NA	NA	NA	NA	NA	NA	NA	NA	NA

Republic of Moldova - RotaC

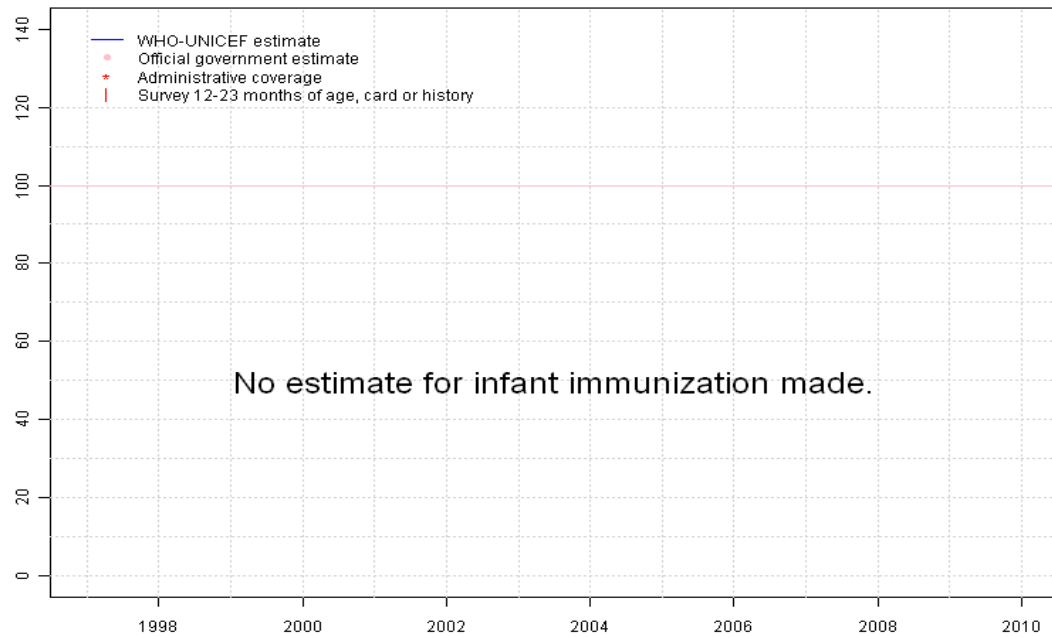
MDA - RotaC



	1997	1998	1999	2000	2001	2002	2003	2004	2005	2006	2007	2008	2009	2010
Estimate	NA	NA	NA	NA	NA	NA	NA	NA	NA	NA	NA	NA	NA	NA
Official	NA	NA	NA	NA	NA	NA	NA	NA	NA	NA	NA	NA	NA	NA
Administrative	NA	NA	NA	NA	NA	NA	NA	NA	NA	NA	NA	NA	NA	NA
Survey	NA	NA	NA	NA	NA	NA	NA	NA	NA	NA	NA	NA	NA	NA

Republic of Moldova - PcV3

MDA - PcV3



	1997	1998	1999	2000	2001	2002	2003	2004	2005	2006	2007	2008	2009	2010
Estimate	NA	NA	NA	NA	NA	NA	NA	NA	NA	NA	NA	NA	NA	NA
Official	NA	NA	NA	NA	NA	NA	NA	NA	NA	NA	NA	NA	NA	NA
Administrative	NA	NA	NA	NA	NA	NA	NA	NA	NA	NA	NA	NA	NA	NA
Survey	NA	NA	NA	NA	NA	NA	NA	NA	NA	NA	NA	NA	NA	NA

Republic of Moldova - survey details

2004 Moldova Demographic and Health Survey 2005

Vaccine	Confirmation method	Coverage	Age cohort	Sample	Cards seen
BCG	Card	90	15-26 m	329	90
BCG	Card or History	100	15-26 m	329	90
BCG	History	10	15-26 m	329	90
DTP1	Card	89	15-26 m	329	90
DTP1	Card or History	98	15-26 m	329	90
DTP1	History	10	15-26 m	329	90
DTP3	History	7	15-26 m	329	90
DTP3	Card	86	15-26 m	329	90
DTP3	Card or History	94	15-26 m	329	90
HepB1	History	8	15-26 m	329	90
HepB1	Card	89	15-26 m	329	90
HepB1	Card or History	98	15-26 m	329	90
HepB3	Card or History	94	15-26 m	329	90
HepB3	History	7	15-26 m	329	90
HepB3	Card	88	15-26 m	329	90
MCV	Card or History	91	15-26 m	329	90
MCV	Card	85	15-26 m	329	90
MCV	History	6	15-26 m	329	90
Pol1	Card	89	15-26 m	329	90
Pol1	Card or History	99	15-26 m	329	90
Pol1	History	10	15-26 m	329	90
Pol3	Card	88	15-26 m	329	90
Pol3	Card or History	95	15-26 m	329	90
Pol3	History	7	15-26 m	329	90

1999 Republic of Moldova, Assessment of Immunization Services delivery, 2001

Further information and estimates for 1980-1996 are available at:

http://www.childinfo.org/immunization_countryreports.html

http://www.who.int/immunization_monitoring/routine/immunization_coverage/en/index4.html

Vaccine	Confirmation method	Coverage	Age cohort	Sample	Cards seen
BCG	Card	100	15-30 m	2520	0
DTP1	Card	99	15-30 m	2520	0
DTP3	Card	98	15-30 m	2520	0
HepB3	Card	91	15-30 m	2520	0
MCV	Card	95	15-30 m	2520	0
Pol1	Card	100	15-30 m	2520	0
Pol3	Card	98	15-30 m	2520	0

1999 Republic of Moldova, Multiple Indicator Cluster Survey 2000

Vaccine	Confirmation method	Coverage	Age cohort	Sample	Cards seen
BCG	Card or History	99	15-26 m	342	94
BCG	C or H <12 months	93	15-26 m	342	94
DTP1	C or H <12 months	93	15-26 m	342	94
DTP1	Card or History	97	15-26 m	342	94
DTP3	C or H <12 months	86	15-26 m	342	94
DTP3	Card or History	94	15-26 m	342	94
HepB3	Card or History	90	15-26 m	342	94
HepB3	C or H <12 months	84	15-26 m	342	94
MCV	Card or History	91	15-26 m	342	94
MCV	C or H <12 months	79	15-26 m	342	94
Pol1	C or H <12 months	94	15-26 m	342	94
Pol1	Card or History	98	15-26 m	342	94
Pol3	C or H <12 months	87	15-26 m	342	94
Pol3	Card or History	95	15-26 m	342	94