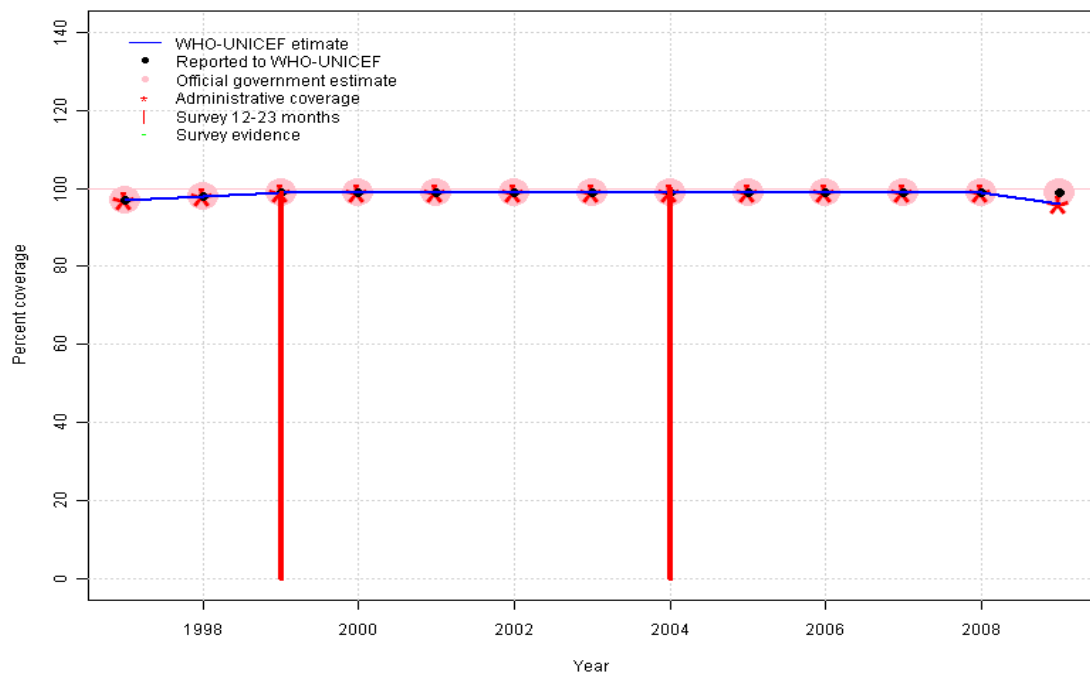


# Republic of Moldova - BCG

MDA - BCG



	1997	1998	1999	2000	2001	2002	2003	2004	2005	2006	2007	2008	2009
Estimate	97	98	99	99	99	99	99	99	99	99	99	99	96
Reported	97	98	99	99	99	99	99	99	99	99	99	99	99
Official	97	98	99	99	99	99	99	99	99	99	99	99	99
Administrative	97	98	99	99	99	99	99	99	99	99	99	99	96
Survey	NA	NA	99	NA	NA	NA	NA	99	NA	NA	NA	NA	NA

## Description:

1997: Legacy estimate.

1998: Estimate based on reported data.

1999: Estimate based on reported data (99 percent) confirmed by survey (99 percent).

2000: Estimate based on reported data.

2001: Estimate based on reported data.

2002: Estimate based on reported data.

2003: Estimate based on reported data.

2004: Estimate based on reported data (99 percent) confirmed by survey (99 percent).

2005: Estimate based on reported data.

2006: Estimate based on reported data.

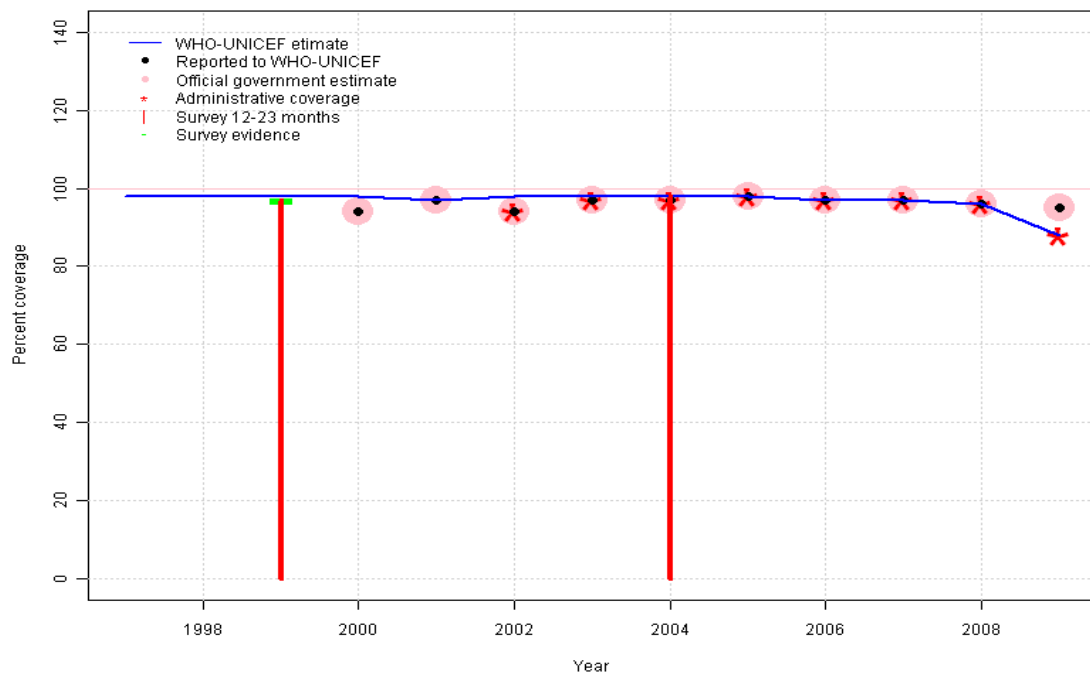
2007: Estimate based on reported data.

2008: Estimate based on reported data.

2009: Estimate assigned by working group. Estimate based on nationally reported administrative data; no explanation given for adjusted official estimate.

# Republic of Moldova - DTP1

MDA - DTP1



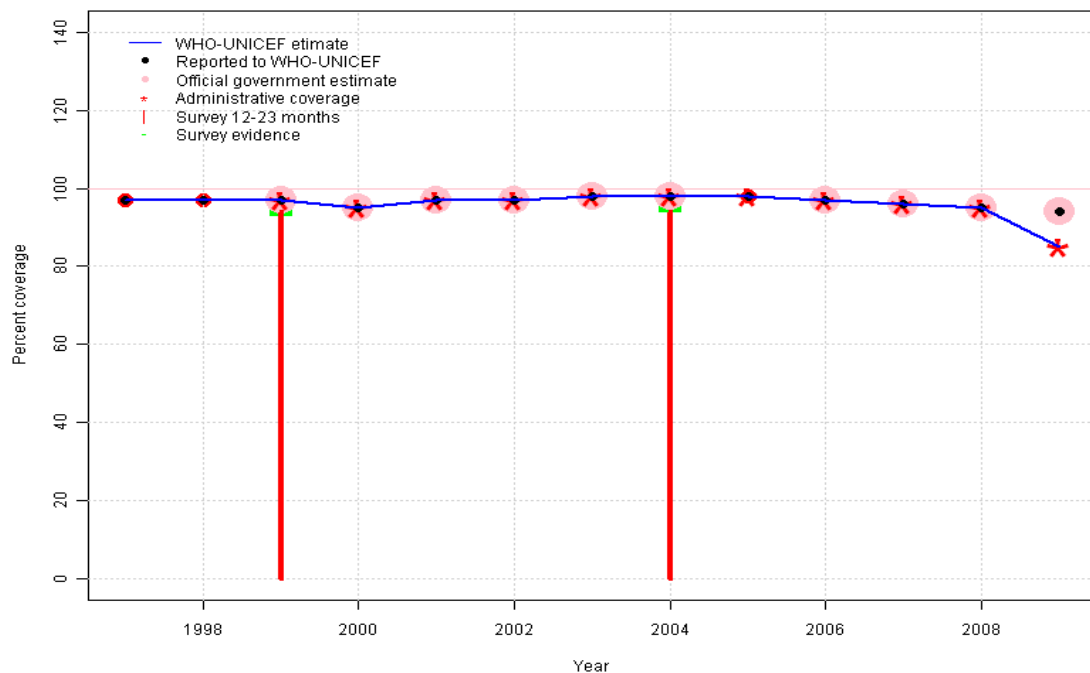
## Description:

- 1997: Legacy estimate.
- 1998: Estimated DTP3 greater than estimated DTP1; DTP1 estimate based on the relationship between DTP1 and DTP3 from 282 surveys.
- 1999: Estimated DTP3 greater than estimated DTP1; DTP1 estimate based on the relationship between DTP1 and DTP3 from 282 surveys.
- 2000: Estimated DTP3 greater than estimated DTP1; DTP1 estimate based on the relationship between DTP1 and DTP3 from 282 surveys.
- 2001: Estimate based on reported data.
- 2002: Estimated DTP3 greater than estimated DTP1; DTP1 estimate based on the relationship between DTP1 and DTP3 from 282 surveys.
- 2003: Estimated DTP3 greater than estimated DTP1; DTP1 estimate based on the relationship between DTP1 and DTP3 from 282 surveys.
- 2004: Estimated DTP3 greater than estimated DTP1; DTP1 estimate based on the relationship between DTP1 and DTP3 from 282 surveys.
- 2005: Estimate based on reported data.
- 2006: Estimate based on reported data.
- 2007: Estimate based on reported data.
- 2008: Estimate based on reported data.
- 2009: Estimate assigned by working group. Estimate based on nationally reported administrative data; no explanation given for adjusted official estimate.

	1997	1998	1999	2000	2001	2002	2003	2004	2005	2006	2007	2008	2009
Estimate	98	98	98	98	97	98	98	98	98	97	97	96	88
Reported	NA	NA	NA	94	97	94	97	97	98	97	97	96	95
Official	NA	NA	NA	94	97	94	97	97	98	97	97	96	95
Administrative	NA	NA	NA	NA	NA	94	97	97	98	97	97	96	88
Survey	NA	NA	97	NA	NA	NA	NA	98	NA	NA	NA	NA	NA

# Republic of Moldova - DTP3

MDA - DTP3



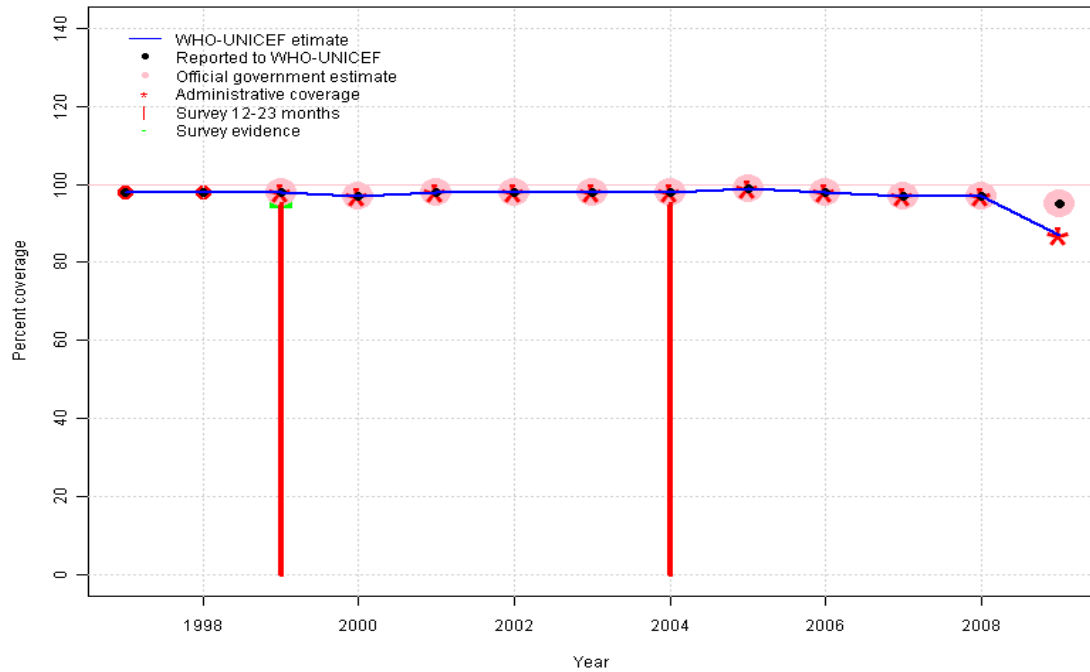
## Description:

- 1997: Legacy estimate.
- 1998: Estimate based on reported data.
- 1999: Estimate based on reported data (97 percent) confirmed by survey (94 percent).
- 2000: Estimate based on reported data.
- 2001: Estimate based on reported data.
- 2002: Estimate based on reported data.
- 2003: Estimate based on reported data.
- 2004: Estimate based on reported data (98 percent) confirmed by survey (95 percent). Survey results (94 percent) adjusted for recall bias to 95 percent based on first dose card or history coverage (98 percent) and documented drop-out between first (89 percent) and third (86 percent) doses.
- 2005: Estimate based on reported data.
- 2006: Estimate based on reported data.
- 2007: Estimate based on reported data.
- 2008: Estimate based on reported data.
- 2009: Estimate assigned by working group. Estimate based on nationally reported administrative data; no explanation given for adjusted official estimate.

	1997	1998	1999	2000	2001	2002	2003	2004	2005	2006	2007	2008	2009
Estimate	97	97	97	95	97	97	98	98	98	97	96	95	85
Reported	97	97	97	95	97	97	98	98	98	97	96	95	94
Official	NA	NA	97	95	97	97	98	98	NA	97	96	95	94
Administrative	NA	NA	97	95	97	97	98	98	98	97	96	95	85
Survey	NA	NA	94	NA	NA	NA	NA	95	NA	NA	NA	NA	NA

# Republic of Moldova - Pol3

MDA - Pol3



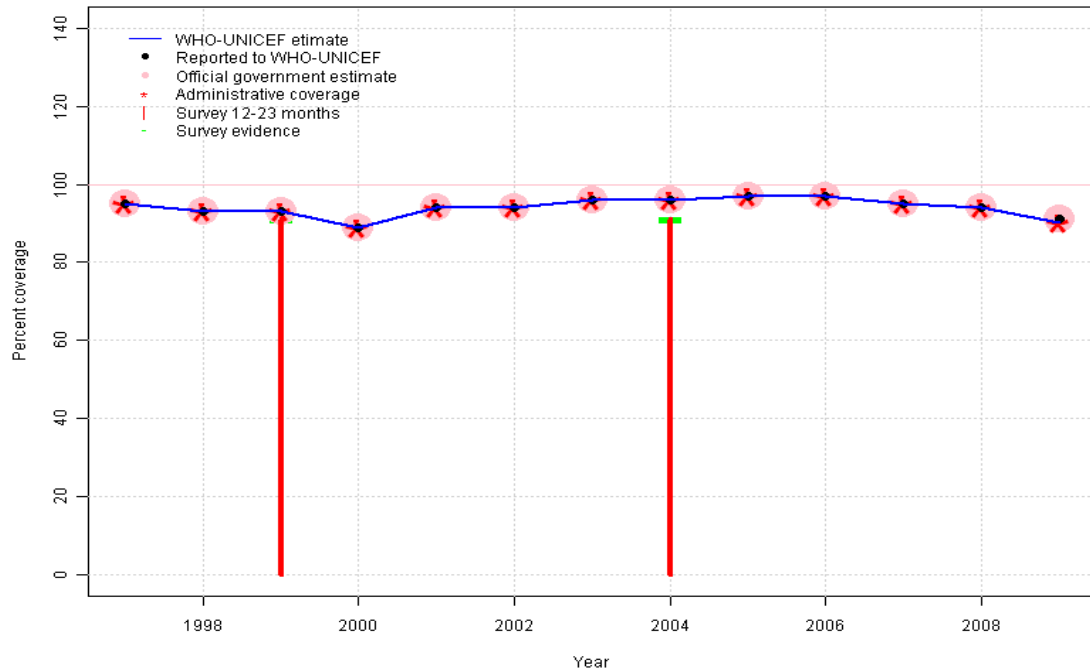
## Description:

- 1997: Legacy estimate.
- 1998: Estimate based on reported data.
- 1999: Estimate based on reported data (98 percent) confirmed by survey (95 percent).
- 2000: Estimate based on reported data.
- 2001: Estimate based on reported data.
- 2002: Estimate based on reported data.
- 2003: Estimate based on reported data.
- 2004: Estimate based on reported data (98 percent) confirmed by survey (98 percent). Survey results (95 percent) adjusted for recall bias to 98 percent based on first dose card or history coverage (99 percent) and documented drop-out between first (89 percent) and third (88 percent) doses.
- 2005: Estimate based on reported data.
- 2006: Estimate based on reported data.
- 2007: Estimate based on reported data.
- 2008: Estimate based on reported data.
- 2009: Estimate assigned by working group. Estimate based on nationally reported administrative data; no explanation given for adjusted official estimate.

	1997	1998	1999	2000	2001	2002	2003	2004	2005	2006	2007	2008	2009
Estimate	98	98	98	97	98	98	98	98	99	98	97	97	87
Reported	98	98	98	97	98	98	98	98	99	98	97	97	95
Official	NA	NA	98	97	98	98	98	98	99	98	97	97	95
Administrative	NA	NA	98	97	98	98	98	98	99	98	97	97	87
Survey	NA	NA	95	NA	NA	NA	NA	98	NA	NA	NA	NA	NA

# Republic of Moldova - MCV

MDA - MCV



	1997	1998	1999	2000	2001	2002	2003	2004	2005	2006	2007	2008	2009
Estimate	95	93	93	89	94	94	96	96	97	97	95	94	90
Reported	95	93	93	89	94	94	96	96	97	97	95	94	91
Official	95	93	93	89	94	94	96	96	97	97	95	94	91
Administrative	95	93	93	89	94	94	96	96	97	97	95	94	90
Survey	NA	NA	91	NA	NA	NA	NA	91	NA	NA	NA	NA	NA

## Description:

1997: Legacy estimate.

1998: Estimate based on reported data.

1999: Estimate based on reported data (93 percent) confirmed by survey (91 percent).

2000: Estimate based on reported data.

2001: Estimate based on reported data.

2002: Estimate based on reported data.

2003: Estimate based on reported data.

2004: Estimate based on reported data (96 percent) confirmed by survey (91 percent).

2005: Estimate based on reported data.

2006: Estimate based on reported data.

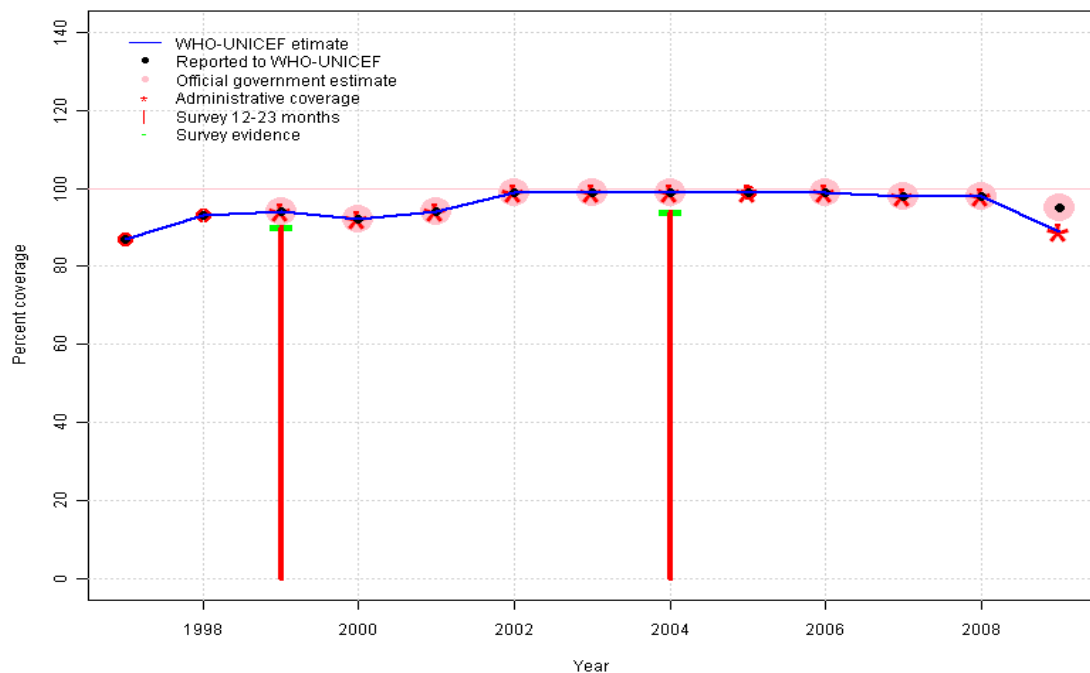
2007: Estimate based on reported data.

2008: Estimate based on reported data.

2009: Estimate assigned by working group. Estimate based on nationally reported administrative data; no explanation given for adjusted official estimate.

# Republic of Moldova - HepB3

MDA - HepB3



## Description:

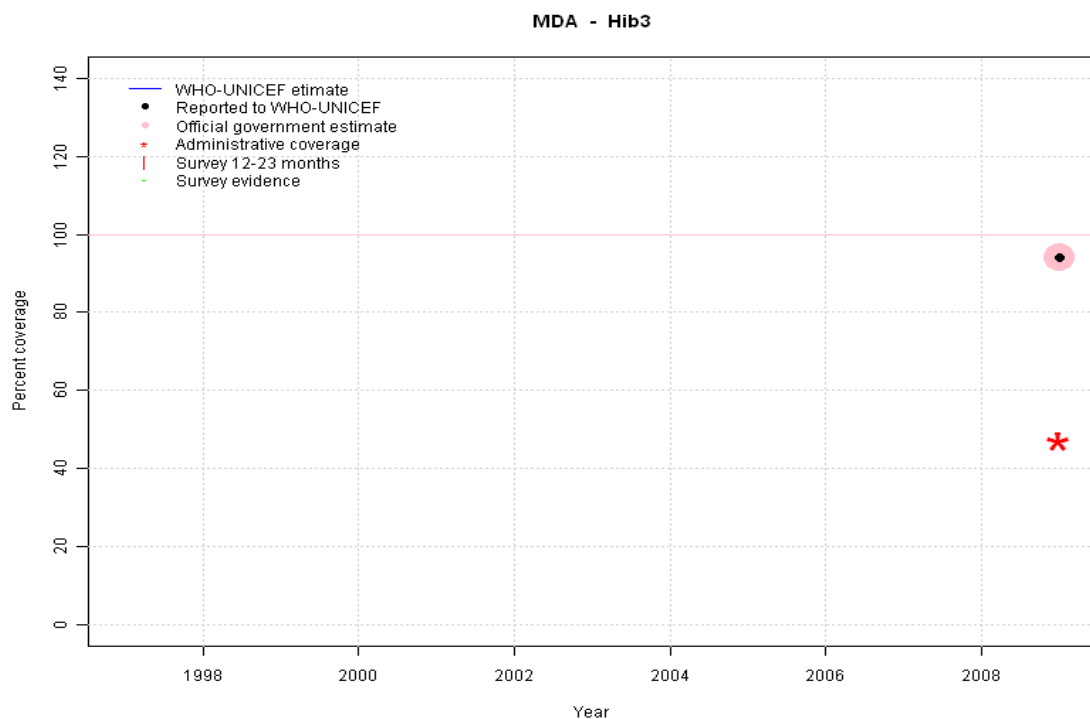
- 1997: Legacy estimate.
- 1998: Estimate based on reported data.
- 1999: Estimate based on reported data (94 percent) confirmed by survey (90 percent).
- 2000: Estimate based on reported data.
- 2001: Estimate based on reported data.
- 2002: Estimate based on reported data.
- 2003: Estimate based on reported data.
- 2004: Estimate based on reported data (99 percent) confirmed by survey (94 percent).
- 2005: Estimate based on reported data.
- 2006: Estimate based on reported data.
- 2007: Estimate based on reported data.
- 2008: Estimate based on reported data.
- 2009: Estimate assigned by working group. Estimate based on nationally reported administrative data; no explanation given for adjusted official estimate.

	1997	1998	1999	2000	2001	2002	2003	2004	2005	2006	2007	2008	2009
Estimate	87	93	94	92	94	99	99	99	99	99	98	98	89
Reported	87	93	94	92	94	99	99	99	99	99	98	98	95
Official	NA	NA	94	92	94	99	99	99	NA	99	98	98	95
Administrative	NA	NA	94	92	94	99	99	99	99	99	98	98	89
Survey	NA	NA	90	NA	NA	NA	NA	94	NA	NA	NA	NA	NA

# Republic of Moldova - Hib3

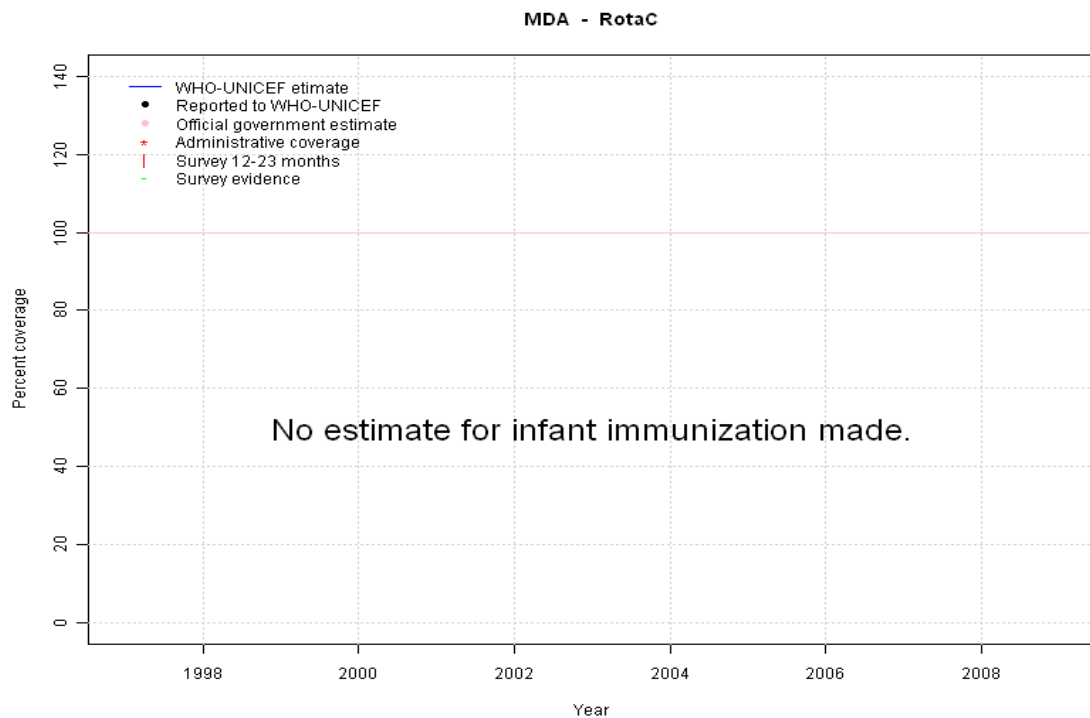
## Description:

2009: Estimate assigned by working group. Estimate based on nationally reported administrative data; no explanation given for adjusted official estimate. Hib introduced in 2009 Vaccine presentation is DTB-Hib.



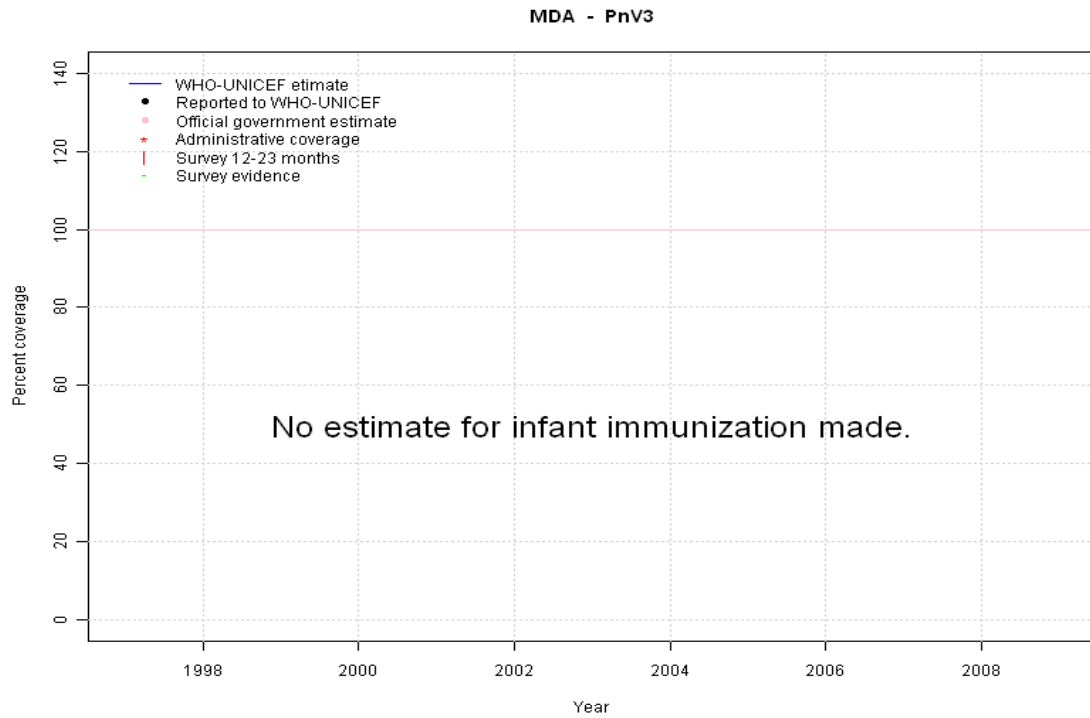
	1997	1998	1999	2000	2001	2002	2003	2004	2005	2006	2007	2008	2009
Estimate	NA	NA	NA	NA	NA	NA	NA	NA	NA	NA	NA	NA	47
Reported	NA	NA	NA	NA	NA	NA	NA	NA	NA	NA	NA	NA	94
Official	NA	NA	NA	NA	NA	NA	NA	NA	NA	NA	NA	NA	94
Administrative	NA	NA	NA	NA	NA	NA	NA	NA	NA	NA	NA	NA	47
Survey	NA	NA	NA	NA	NA	NA	NA	NA	NA	NA	NA	NA	NA

# Republic of Moldova - RotaC



	1997	1998	1999	2000	2001	2002	2003	2004	2005	2006	2007	2008	2009
Estimate	NA	NA	NA	NA	NA	NA	NA	NA	NA	NA	NA	NA	NA
Reported	NA	NA	NA	NA	NA	NA	NA	NA	NA	NA	NA	NA	NA
Official	NA	NA	NA	NA	NA	NA	NA	NA	NA	NA	NA	NA	NA
Administrative	NA	NA	NA	NA	NA	NA	NA	NA	NA	NA	NA	NA	NA
Survey	NA	NA	NA	NA	NA	NA	NA	NA	NA	NA	NA	NA	NA

# Republic of Moldova - PnV3



	1997	1998	1999	2000	2001	2002	2003	2004	2005	2006	2007	2008	2009
Estimate	NA	NA	NA	NA	NA	NA	NA	NA	NA	NA	NA	NA	NA
Reported	NA	NA	NA	NA	NA	NA	NA	NA	NA	NA	NA	NA	NA
Official	NA	NA	NA	NA	NA	NA	NA	NA	NA	NA	NA	NA	NA
Administrative	NA	NA	NA	NA	NA	NA	NA	NA	NA	NA	NA	NA	NA
Survey	NA	NA	NA	NA	NA	NA	NA	NA	NA	NA	NA	NA	NA

# Republic of Moldova - survey details

## 2004 Moldova Demographic and Health Survey 2005

Vaccine	Confirmation method	Coverage	Age cohort	Sample	Cards seen
BCG	History	10	15-26 m	329	90
BCG	Card or History	100	15-26 m	329	90
BCG	Card	90	15-26 m	329	90
DTP1	Card	89	15-26 m	329	90
DTP1	Card or History	98	15-26 m	329	90
DTP1	History	10	15-26 m	329	90
DTP3	Card	86	15-26 m	329	90
DTP3	Card or History	94	15-26 m	329	90
DTP3	History	7	15-26 m	329	90
HepB1	History	8	15-26 m	329	90
HepB1	Card or History	98	15-26 m	329	90
HepB1	Card	89	15-26 m	329	90
HepB3	Card	88	15-26 m	329	90
HepB3	Card or History	94	15-26 m	329	90
HepB3	History	7	15-26 m	329	90
MCV	Card	85	15-26 m	329	90
MCV	Card or History	91	15-26 m	329	90
MCV	History	6	15-26 m	329	90
Pol1	Card	89	15-26 m	329	90
Pol1	Card or History	99	15-26 m	329	90
Pol1	History	10	15-26 m	329	90
Pol3	Card or History	95	15-26 m	329	90
Pol3	History	7	15-26 m	329	90
Pol3	Card	88	15-26 m	329	90

## 1999 Republic of Moldova, Assessment of Immunization Services delivery, 2001

Further information and estimates for 1980-1996 are available at:

[http://www.childinfo.org/immunization\\_countryreports.html](http://www.childinfo.org/immunization_countryreports.html)

[http://www.who.int/immunization\\_monitoring/routine/immunization\\_coverage/en/index4.html](http://www.who.int/immunization_monitoring/routine/immunization_coverage/en/index4.html)

Vaccine	Confirmation method	Coverage	Age cohort	Sample	Cards seen
BCG	Card	100	15-30 m	2520	0
DTP1	Card	99	15-30 m	2520	0
DTP3	Card	98	15-30 m	2520	0
HepB3	Card	91	15-30 m	2520	0
MCV	Card	95	15-30 m	2520	0
Pol1	Card	100	15-30 m	2520	0
Pol3	Card	98	15-30 m	2520	0

## 1999 Republic of Moldova, Multiple Indicator Cluster Survey 2000

Vaccine	Confirmation method	Coverage	Age cohort	Sample	Cards seen
BCG	C or H <12 months	93	15-26 m	342	94
BCG	Card or History	99	15-26 m	342	94
DTP1	Card or History	97	15-26 m	342	94
DTP1	C or H <12 months	93	15-26 m	342	94
DTP3	Card or History	94	15-26 m	342	94
DTP3	C or H <12 months	86	15-26 m	342	94
HepB3	C or H <12 months	84	15-26 m	342	94
HepB3	Card or History	90	15-26 m	342	94
MCV	C or H <12 months	79	15-26 m	342	94
MCV	Card or History	91	15-26 m	342	94
Pol1	C or H <12 months	94	15-26 m	342	94
Pol1	Card or History	98	15-26 m	342	94
Pol3	Card or History	95	15-26 m	342	94
Pol3	C or H <12 months	87	15-26 m	342	94