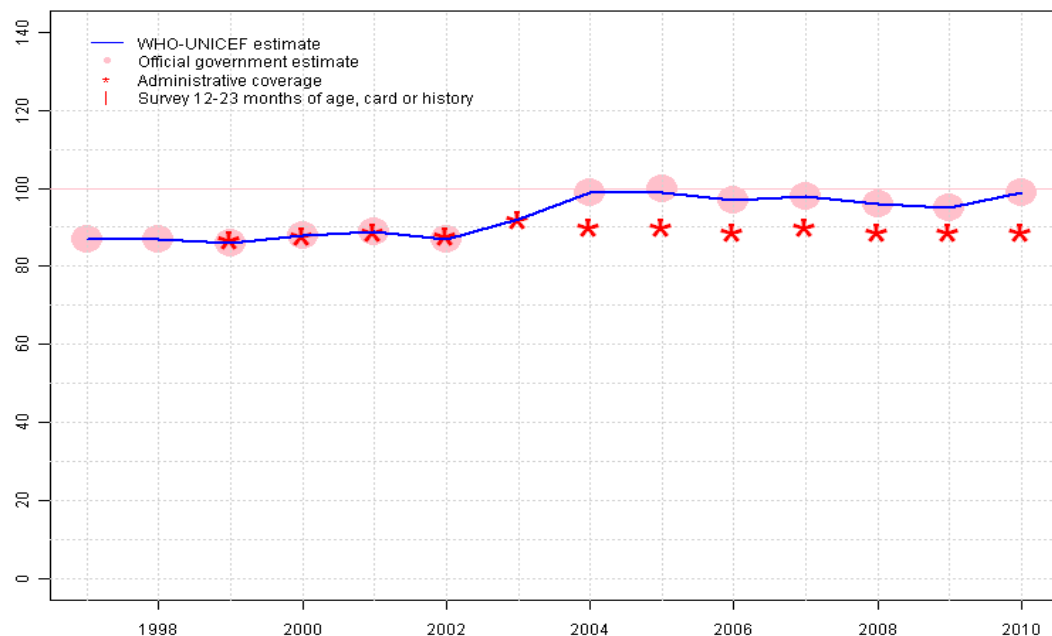


Mauritius - BCG

MUS - BCG



Description:

1997: Legacy estimate.

1998: Estimate based on reported data.

1999: Estimate based on reported data.

2000: Estimate based on reported data.

2001: Estimate based on reported data.

2002: Estimate based on reported data.

2003: Estimate based on reported data.

2004: Estimate based on reported data. National estimates are adjusted to include immunizations occurring in the private sector.

2005: Estimate based on reported data. National estimates are adjusted to include immunizations occurring in the private sector.

2006: Estimate based on reported data. National estimates are adjusted to include immunizations occurring in the private sector.

2007: Estimate based on reported data. National estimates are adjusted to include immunizations occurring in the private sector.

2008: Estimate based on reported data. National estimates are adjusted to include immunizations occurring in the private sector.

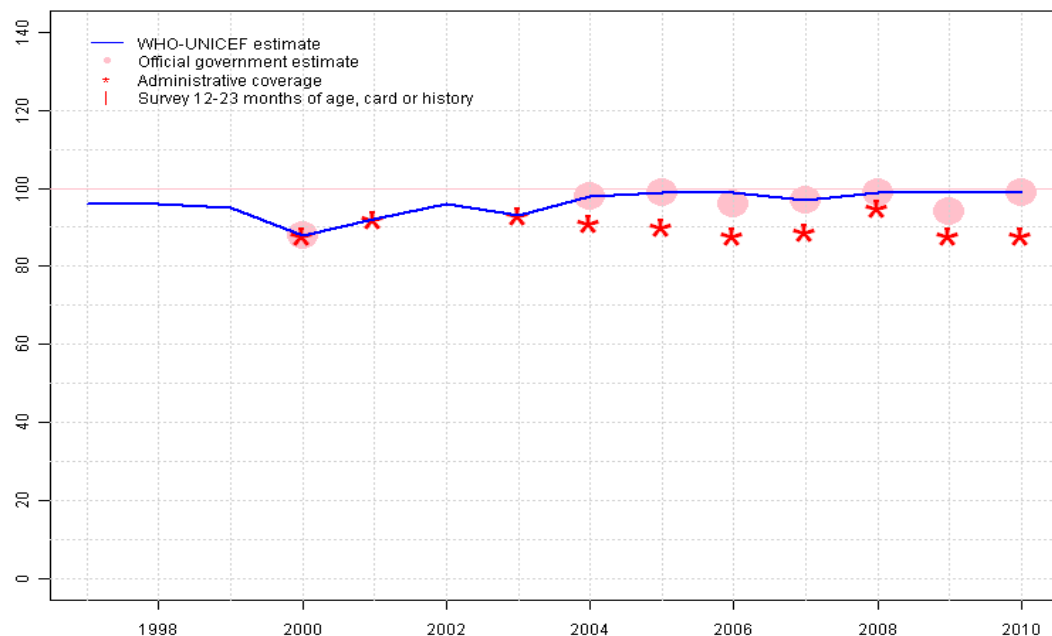
2009: Estimate based on reported data. National estimates are adjusted to include immunizations occurring in the private sector.

2010: Estimate based on reported data. National estimates are adjusted to include immunizations occurring in the private sector.

	1997	1998	1999	2000	2001	2002	2003	2004	2005	2006	2007	2008	2009	2010
Estimate	87	87	86	88	89	87	92	99	99	97	98	96	95	99
Official	87	87	86	88	89	87	NA	99	100	97	98	96	95	99
Administrative	NA	NA	87	88	89	88	92	90	90	89	90	89	89	89
Survey	NA	NA	NA	NA	NA	NA	NA	NA	NA	NA	NA	NA	NA	NA

Mauritius - DTP1

MUS - DTP1



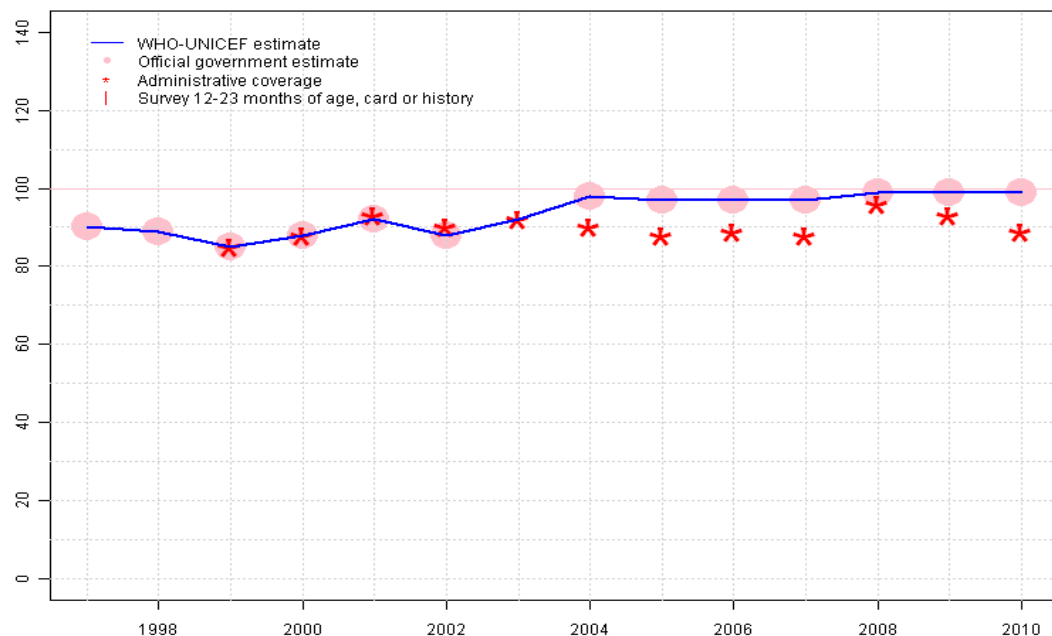
	1997	1998	1999	2000	2001	2002	2003	2004	2005	2006	2007	2008	2009	2010
Estimate	96	96	95	88	92	96	93	98	99	99	97	99	99	99
Official	NA	NA	NA	88	NA	NA	NA	98	99	96	97	99	94	99
Administrative	NA	NA	NA	88	92	NA	93	91	90	88	89	95	88	88
Survey	NA	NA	NA	NA	NA	NA	NA	NA	NA	NA	NA	NA	NA	NA

Description:

- 1997: Legacy estimate.
- 1998: No accepted DTP1 data. Estimate based on DTP3 coverage of 89.
- 1999: No accepted DTP1 data. Estimate based on DTP3 coverage of 85. Current estimate of 95 percent changed from previous revision value of 96 percent.
- 2000: Estimate based on reported data. Current estimate of 88 percent changed from previous revision value of 96 percent.
- 2001: Estimate based on reported data. Current estimate of 92 percent changed from previous revision value of 99 percent.
- 2002: No accepted DTP1 data. Estimate based on DTP3 coverage of 88. Current estimate of 96 percent changed from previous revision value of 99 percent.
- 2003: Estimate based on reported data. Current estimate of 93 percent changed from previous revision value of 99 percent.
- 2004: Estimate based on reported data. National estimates are adjusted to include immunizations occurring in the private sector. Current estimate of 98 percent changed from previous revision value of 99 percent.
- 2005: Estimate based on reported data. National estimates are adjusted to include immunizations occurring in the private sector.
- 2006: DTP1 coverage estimated based on DTP3 coverage of 97. National estimates are adjusted to include immunizations occurring in the private sector.
- 2007: Estimate based on reported data. National estimates are adjusted to include immunizations occurring in the private sector. Current estimate of 97 percent changed from previous revision value of 99 percent.
- 2008: Estimate based on reported data. National estimates are adjusted to include immunizations occurring in the private sector.
- 2009: DTP1 coverage estimated based on DTP3 coverage of 99. National estimates are adjusted to include immunizations occurring in the private sector.
- 2010: Estimate based on reported data. National estimates are adjusted to include immunizations occurring in the private sector.

Mauritius - DTP3

MUS - DTP3



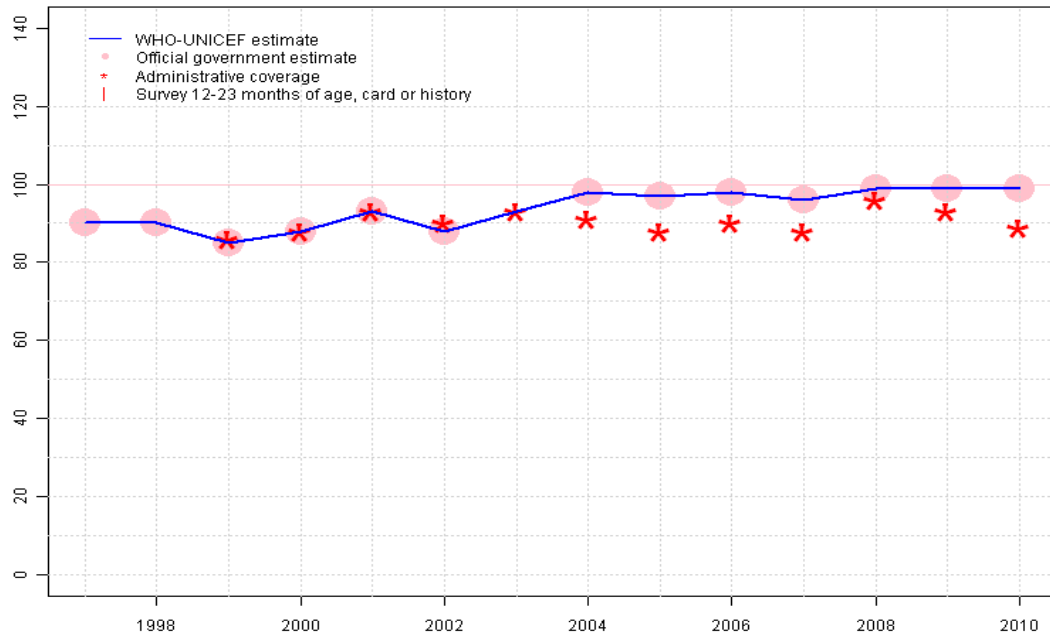
Description:

- 1997: Legacy estimate.
- 1998: Estimate based on reported data.
- 1999: Estimate based on reported data.
- 2000: Estimate based on reported data.
- 2001: Estimate based on reported data.
- 2002: Estimate based on reported data.
- 2003: Estimate based on reported data.
- 2004: Estimate based on reported data. National estimates are adjusted to include immunizations occurring in the private sector.
- 2005: Estimate based on reported data. National estimates are adjusted to include immunizations occurring in the private sector.
- 2006: Estimate based on reported data. National estimates are adjusted to include immunizations occurring in the private sector.
- 2007: Estimate based on reported data. National estimates are adjusted to include immunizations occurring in the private sector.
- 2008: Estimate based on reported data. National estimates are adjusted to include immunizations occurring in the private sector.
- 2009: Estimate based on reported data. National estimates are adjusted to include immunizations occurring in the private sector.
- 2010: Estimate based on reported data. National estimates are adjusted to include immunizations occurring in the private sector.

	1997	1998	1999	2000	2001	2002	2003	2004	2005	2006	2007	2008	2009	2010
Estimate	90	89	85	88	92	88	92	98	97	97	97	99	99	99
Official	90	89	85	88	92	88	NA	98	97	97	97	99	99	99
Administrative	NA	NA	85	88	93	90	92	90	88	89	88	96	93	89
Survey	NA	NA	NA	NA	NA	NA	NA	NA	NA	NA	NA	NA	NA	NA

Mauritius - Pol3

MUS - Pol3



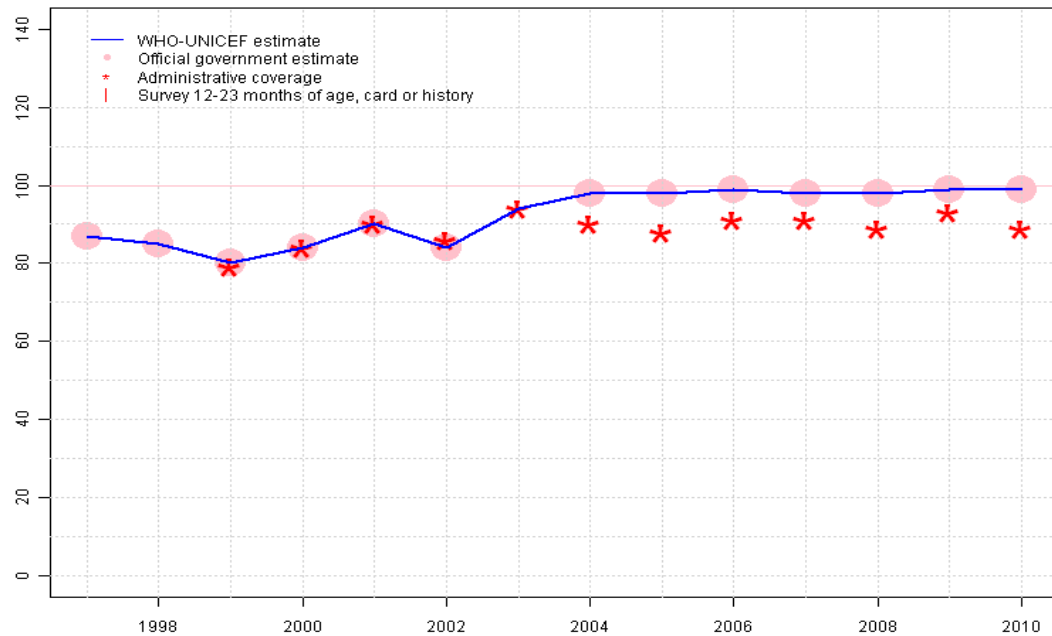
Description:

- 1997: Legacy estimate.
- 1998: Estimate based on reported data.
- 1999: Estimate based on reported data.
- 2000: Estimate based on reported data.
- 2001: Estimate based on reported data.
- 2002: Estimate based on reported data.
- 2003: Estimate based on reported data.
- 2004: Estimate based on reported data. National estimates are adjusted to include immunizations occurring in the private sector.
- 2005: Estimate based on reported data. National estimates are adjusted to include immunizations occurring in the private sector.
- 2006: Estimate based on reported data. National estimates are adjusted to include immunizations occurring in the private sector.
- 2007: Estimate based on reported data. National estimates are adjusted to include immunizations occurring in the private sector.
- 2008: Estimate based on reported data. National estimates are adjusted to include immunizations occurring in the private sector.
- 2009: Estimate based on reported data. National estimates are adjusted to include immunizations occurring in the private sector.
- 2010: Estimate based on reported data. National estimates are adjusted to include immunizations occurring in the private sector.

	1997	1998	1999	2000	2001	2002	2003	2004	2005	2006	2007	2008	2009	2010
Estimate	90	90	85	88	93	88	93	98	97	98	96	99	99	99
Official	90	90	85	88	93	88	NA	98	97	98	96	99	99	99
Administrative	NA	NA	86	88	93	90	93	91	88	90	88	96	93	89
Survey	NA	NA	NA	NA	NA	NA	NA	NA	NA	NA	NA	NA	NA	NA

Mauritius - MCV

MUS - MCV



Description:

1997: Legacy estimate.

1998: Estimate based on reported data.

1999: Estimate based on reported data.

2000: Estimate based on reported data.

2001: Estimate based on reported data.

2002: Estimate based on reported data.

2003: Estimate based on reported data.

2004: Estimate based on reported data. National estimates are adjusted to include immunizations occurring in the private sector.

2005: Estimate based on reported data. National estimates are adjusted to include immunizations occurring in the private sector.

2006: Estimate based on reported data. National estimates are adjusted to include immunizations occurring in the private sector.

2007: Estimate based on reported data. National estimates are adjusted to include immunizations occurring in the private sector.

2008: Estimate based on reported data. National estimates are adjusted to include immunizations occurring in the private sector.

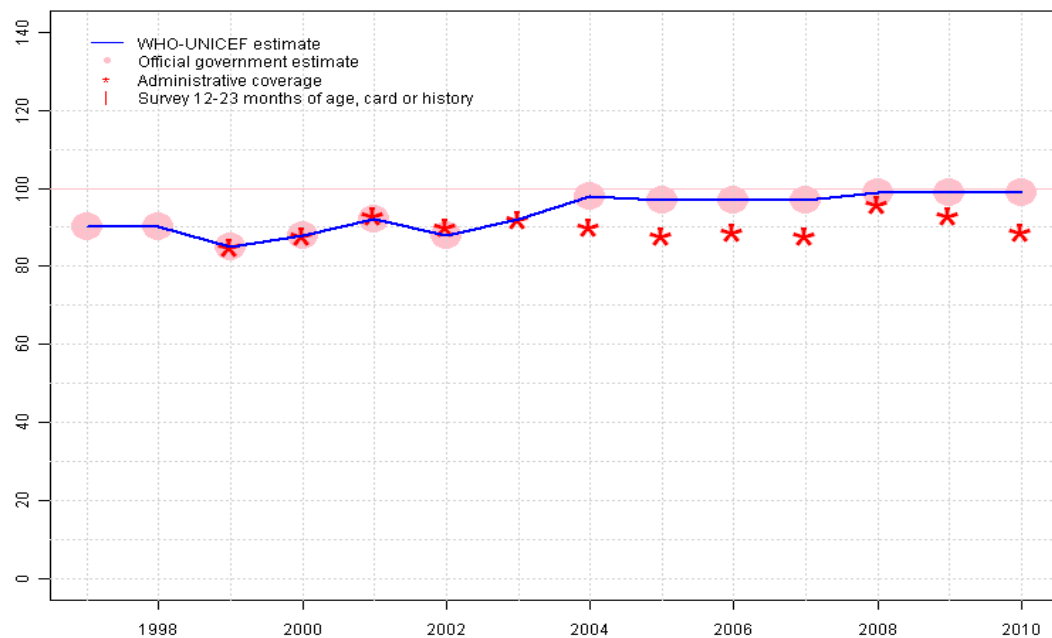
2009: Estimate based on reported data. National estimates are adjusted to include immunizations occurring in the private sector.

2010: Estimate based on reported data. National estimates are adjusted to include immunizations occurring in the private sector.

	1997	1998	1999	2000	2001	2002	2003	2004	2005	2006	2007	2008	2009	2010
Estimate	87	85	80	84	90	84	94	98	98	99	98	98	99	99
Official	87	85	80	84	90	84	NA	98	98	99	98	98	99	99
Administrative	NA	NA	79	84	90	86	94	90	88	91	91	89	93	89
Survey	NA	NA	NA	NA	NA	NA	NA	NA	NA	NA	NA	NA	NA	NA

Mauritius - HepB3

MUS - HepB3



Description:

1997: Legacy estimate. HepB introduced in 1996. Reporting started in 1997.

Vaccine presentation is HepB .

1998: Estimate based on reported data.

1999: Estimate based on reported data.

2000: Estimate based on reported data.

2001: Estimate based on reported data.

2002: Estimate based on reported data.

2003: Estimate based on reported data.

2004: Estimate based on reported data. National estimates are adjusted to include immunizations occurring in the private sector.

2005: Estimate based on reported data. National estimates are adjusted to include immunizations occurring in the private sector.

2006: Estimate based on reported data. National estimates are adjusted to include immunizations occurring in the private sector.

2007: Estimate based on reported data. National estimates are adjusted to include immunizations occurring in the private sector.

2008: Estimate based on reported data. National estimates are adjusted to include immunizations occurring in the private sector.

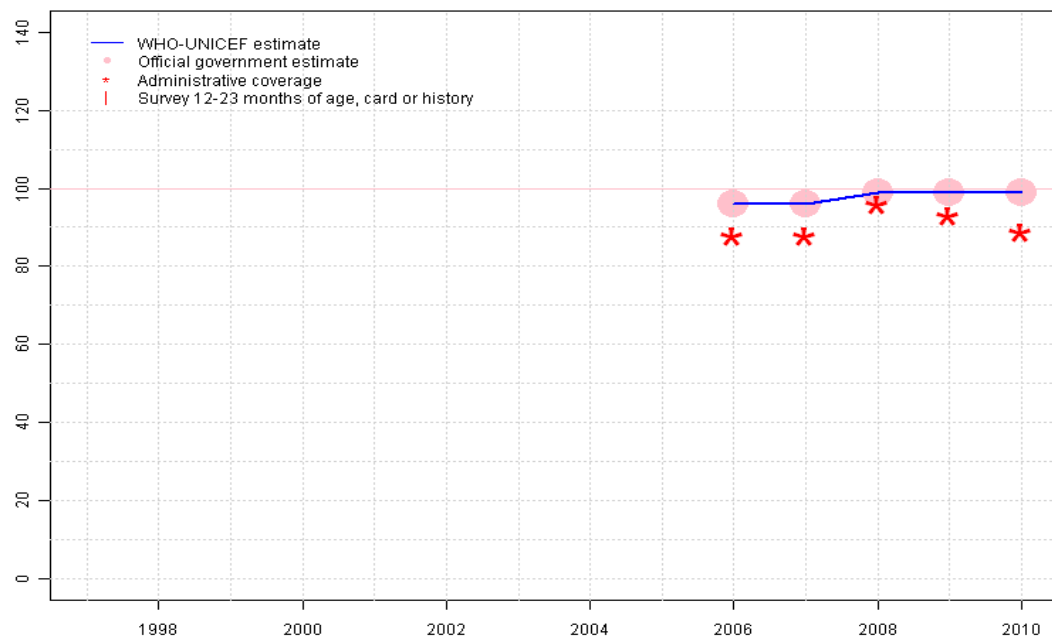
2009: Estimate based on reported data. National estimates are adjusted to include immunizations occurring in the private sector.

2010: Estimate based on reported data. National estimates are adjusted to include immunizations occurring in the private sector.

	1997	1998	1999	2000	2001	2002	2003	2004	2005	2006	2007	2008	2009	2010
Estimate	90	90	85	88	92	88	92	98	97	97	97	99	99	99
Official	90	90	85	88	92	88	NA	98	97	97	97	99	99	99
Administrative	NA	NA	85	88	93	90	92	90	88	89	88	96	93	89
Survey	NA	NA	NA	NA	NA	NA	NA	NA	NA	NA	NA	NA	NA	NA

Mauritius - Hib3

MUS - Hib3



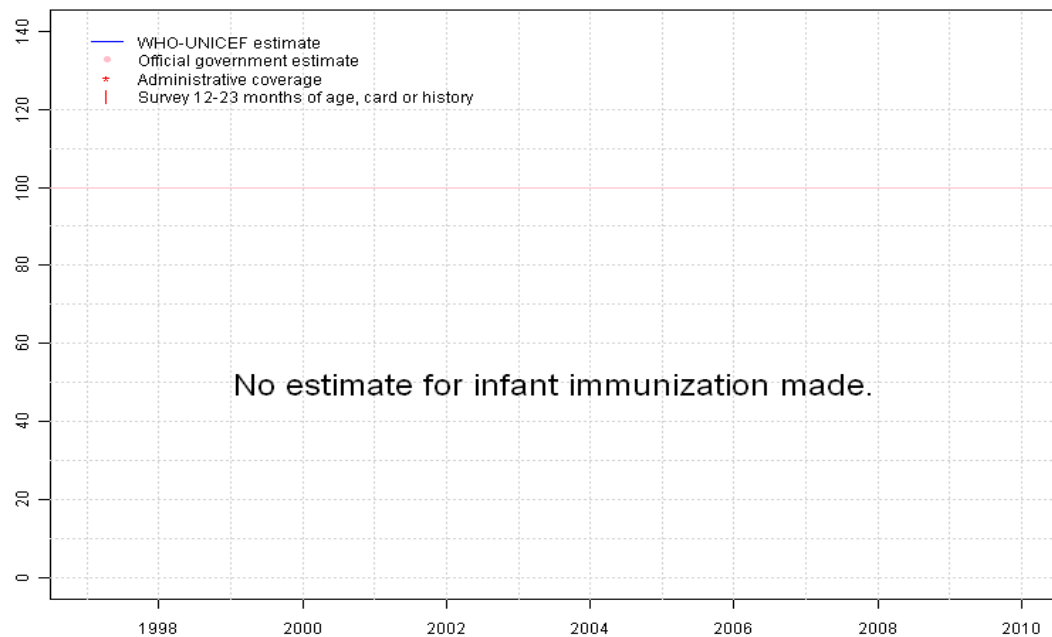
Description:

- 2006: Estimate based on reported data. National estimates are adjusted to include immunizations occurring in the private sector. Hib introduced in 2006 Vaccine presentation is DTB-Hib.
- 2007: Estimate based on reported data. National estimates are adjusted to include immunizations occurring in the private sector.
- 2008: Estimate based on reported data. National estimates are adjusted to include immunizations occurring in the private sector.
- 2009: Estimate based on reported data. National estimates are adjusted to include immunizations occurring in the private sector.
- 2010: Estimate based on reported data. National estimates are adjusted to include immunizations occurring in the private sector.

	1997	1998	1999	2000	2001	2002	2003	2004	2005	2006	2007	2008	2009	2010
Estimate	NA	NA	NA	NA	NA	NA	NA	NA	NA	96	96	99	99	99
Official	NA	NA	NA	NA	NA	NA	NA	NA	NA	96	96	99	99	99
Administrative	NA	NA	NA	NA	NA	NA	NA	NA	NA	88	88	96	93	89
Survey	NA	NA	NA	NA	NA	NA	NA	NA	NA	NA	NA	NA	NA	NA

Mauritius - RotaC

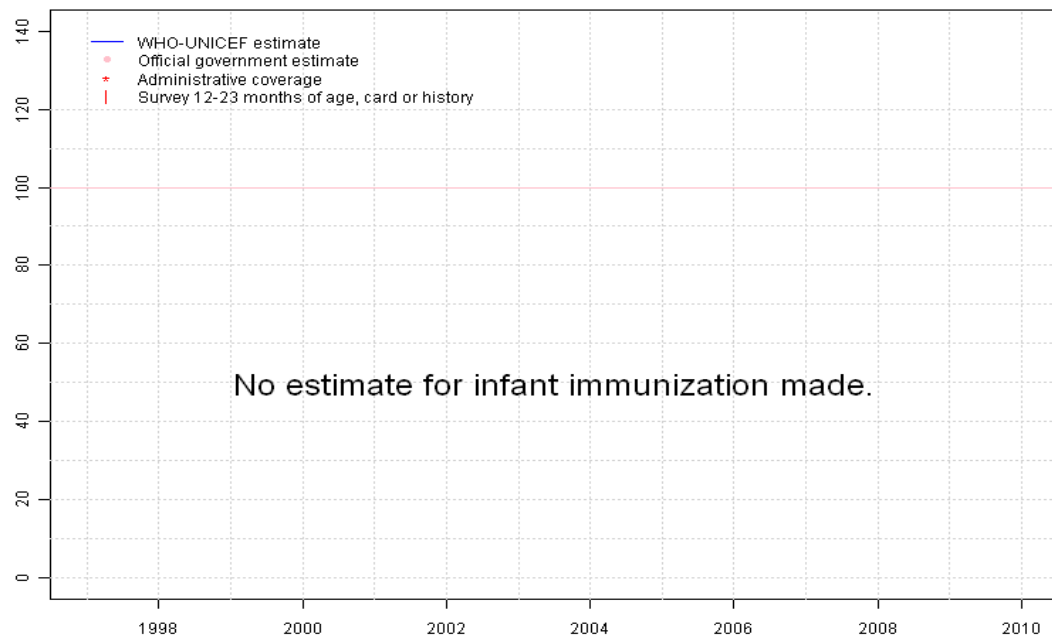
MUS - RotaC



	1997	1998	1999	2000	2001	2002	2003	2004	2005	2006	2007	2008	2009	2010
Estimate	NA	NA	NA	NA	NA	NA	NA	NA	NA	NA	NA	NA	NA	NA
Official	NA	NA	NA	NA	NA	NA	NA	NA	NA	NA	NA	NA	NA	NA
Administrative	NA	NA	NA	NA	NA	NA	NA	NA	NA	NA	NA	NA	NA	NA
Survey	NA	NA	NA	NA	NA	NA	NA	NA	NA	NA	NA	NA	NA	NA

Mauritius - PcV3

MUS - PcV3



	1997	1998	1999	2000	2001	2002	2003	2004	2005	2006	2007	2008	2009	2010
Estimate	NA	NA	NA	NA	NA	NA	NA	NA	NA	NA	NA	NA	NA	NA
Official	NA	NA	NA	NA	NA	NA	NA	NA	NA	NA	NA	NA	NA	NA
Administrative	NA	NA	NA	NA	NA	NA	NA	NA	NA	NA	NA	NA	NA	NA
Survey	NA	NA	NA	NA	NA	NA	NA	NA	NA	NA	NA	NA	NA	NA

Further information and estimates for 1980-1996 are available at:

http://www.childinfo.org/immunization_countryreports.html

http://www.who.int/immunization_monitoring/routine/immunization_coverage/en/index4.html

Mauritius

WHO/UNICEF Estimates of Protection at Birth (PAB) against tetanus

In countries where tetanus is recommended for girls and women coverage is usually reported as "TT2+", i.e. the proportion of (pregnant) women who have received their second or superior TT dose in a given year. TT2 + coverage, however, can under-represent the actual proportion of births that are protected against tetanus as it does not include women who have previously received protective doses, women who received one dose without documentation of previous doses, and women who received doses in TT (or Td) supplemental immunization activities (SIA). In addition, girls who have received DTP in their childhood and are entering childbearing age, may be protected with TT booster doses.

WHO and UNICEF have developed a model that takes into account the above scenarios, and calculates the proportion of births in a given year that can be considered as having been protected against tetanus - "Protection at Birth".

In this model, annual cohorts of women are followed from infancy through their life. A proportion receive DTP in infancy (estimated based on the WHO-UNICEF estimates of DTP3 coverage). In addition some of these women also receive TT through routine services when they are pregnant and may also receive TT during SIAs. The model also adjusts reported data, taking into account coverage patterns in other years, and/or results available through surveys. The duration of protection is then calculated, based on WHO estimates of the duration of protection by doses ever received. The proportion of births that are protected against tetanus as a result of maternal immunization reflects the tetanus immunization received by the mother throughout her life rather than simply the TT immunizations received during the current pregnancy.

Year	PAB coverage estimate (%)
1997	78
1998	78
1999	78
2000	79
2001	79
2002	79
2003	79
2004	89
2005	86
2006	85
2007	86
2008	87
2009	87
2010	95

¹ This model is described in: Griffiths U., Wolfson L., Quddus A., Younus M., Hafiz R.. Incremental cost-effectiveness of supplementary immunization activities to prevent neo-natal tetanus in Pakistan. Bulletin of the World Health Organization 2004; 82:643-651.