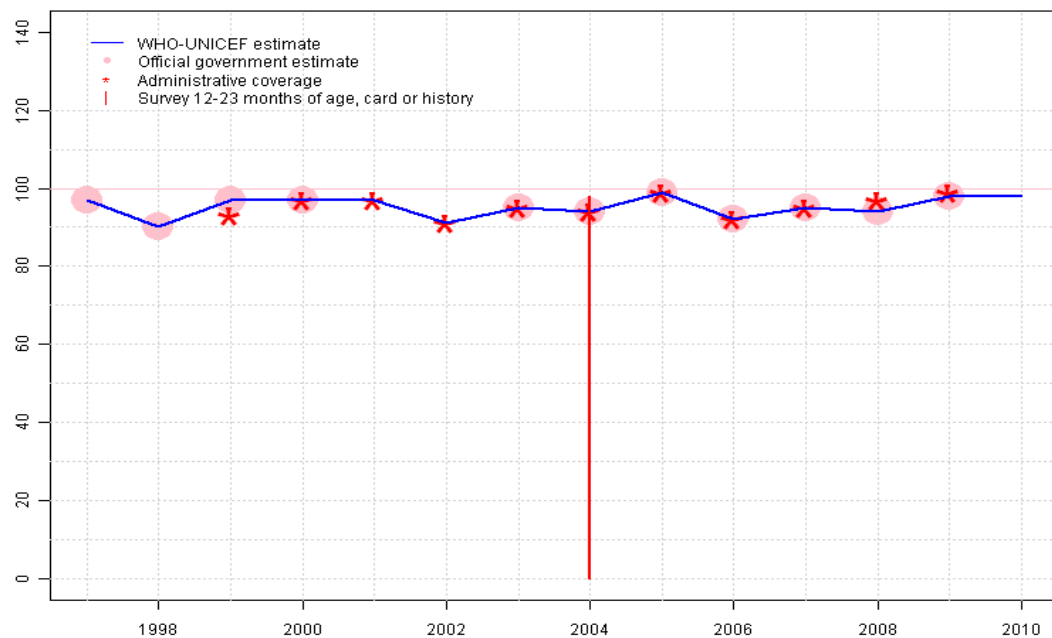


The former Yugoslav Republic of Macedonia - BCG

MKD - BCG



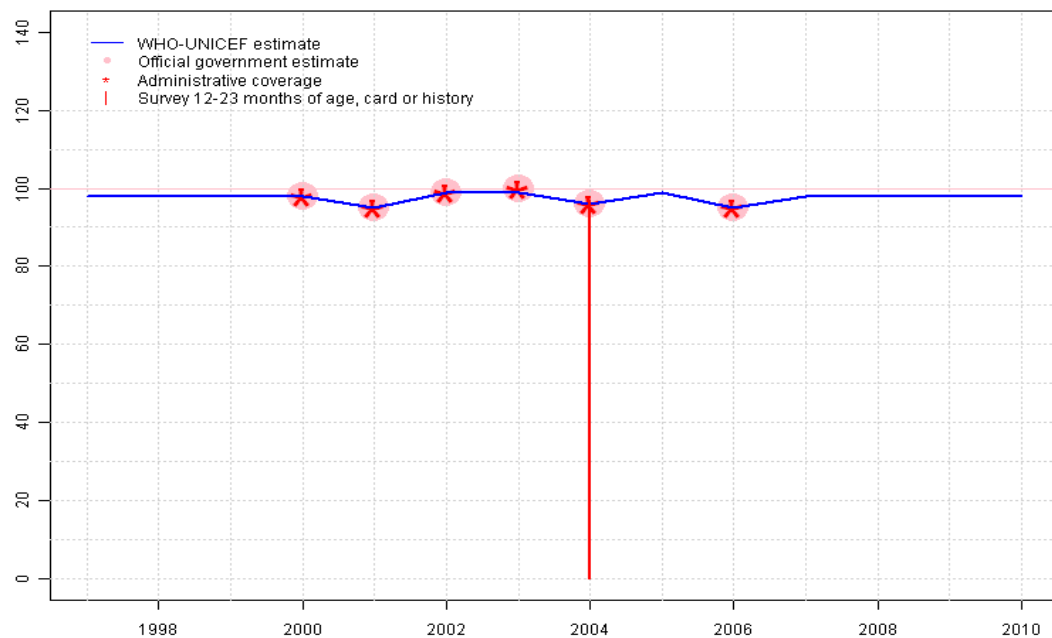
Description:

- 1997: Legacy estimate.
- 1998: Estimate based on reported data.
- 1999: Estimate based on reported data.
- 2000: Estimate based on reported data.
- 2001: Estimate based on reported data.
- 2002: Estimate based on reported data.
- 2003: Estimate based on reported data.
- 2004: Estimate based on reported data. 98 percent survey results supports reported data of 94 percent.
- 2005: Estimate based on reported data.
- 2006: Estimate based on reported data.
- 2007: Estimate based on reported data.
- 2008: Estimate based on reported data.
- 2009: Estimate based on reported data.
- 2010: Estimate based on extrapolation from 2009 value of 98 percent.

	1997	1998	1999	2000	2001	2002	2003	2004	2005	2006	2007	2008	2009	2010
Estimate	97	90	97	97	97	91	95	94	99	92	95	94	98	98
Official	97	90	97	97	NA	NA	95	94	99	92	95	94	98	NA
Administrative	NA	NA	93	97	97	91	95	94	99	92	95	97	99	NA
Survey	NA	NA	NA	NA	NA	NA	NA	98	NA	NA	NA	NA	NA	NA

The former Yugoslav Republic of Macedonia - DTP1

MKD - DTP1



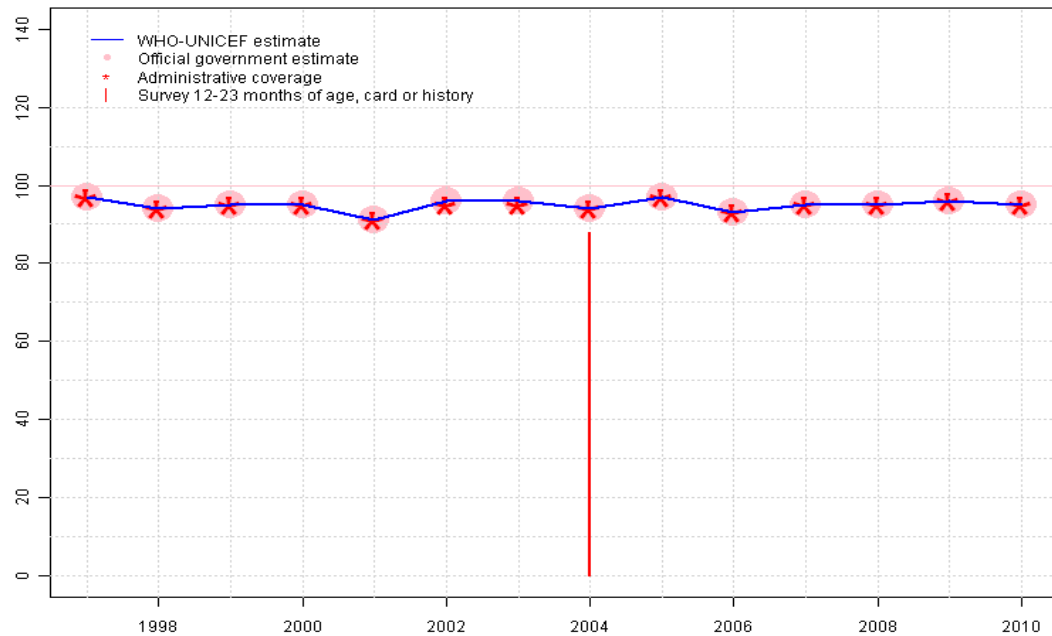
Description:

- 1997: Legacy estimate.
- 1998: No DTP1 data. Estimate based on DTP3 coverage of 94.
- 1999: No DTP1 data. Estimate based on DTP3 coverage of 95.
- 2000: Estimate based on reported data.
- 2001: Estimate based on reported data.
- 2002: Estimate based on reported data.
- 2003: Estimate based on reported data.
- 2004: Estimate based on reported data. 97 percent survey results supports reported data of 96 percent.
- 2005: No DTP1 data. Estimate based on DTP3 coverage of 97. Current estimate of 99 percent changed from previous revision value of 98 percent.
- 2006: Estimate based on reported data.
- 2007: No DTP1 data. Estimate based on DTP3 coverage of 95. Current estimate of 98 percent changed from previous revision value of 95 percent.
- 2008: No DTP1 data. Estimate based on DTP3 coverage of 95. Current estimate of 98 percent changed from previous revision value of 95 percent.
- 2009: No DTP1 data. Estimate based on DTP3 coverage of 96.
- 2010: No DTP1 data. Estimate based on DTP3 coverage of 95.

	1997	1998	1999	2000	2001	2002	2003	2004	2005	2006	2007	2008	2009	2010
Estimate	98	98	98	98	95	99	99	96	99	95	98	98	98	98
Official	NA	NA	NA	98	95	99	100	96	NA	95	NA	NA	NA	NA
Administrative	NA	NA	NA	98	95	99	100	96	NA	95	NA	NA	NA	NA
Survey	NA	NA	NA	NA	NA	NA	NA	97	NA	NA	NA	NA	NA	NA

The former Yugoslav Republic of Macedonia - DTP3

MKD - DTP3



Description:

1997: Legacy estimate.

1998: Estimate based on reported data.

1999: Estimate based on reported data.

2000: Estimate based on reported data.

2001: Estimate based on reported data.

2002: Estimate based on reported data.

2003: Estimate based on reported data.

2004: Estimate based on reported data. 93 percent survey results supports reported data of 94 percent. Survey results of 88 percent modified for recall bias to 93 percent based on 1st dose card or history coverage of 97 percent, 1st dose card only coverage of 75 percent and 3d dose card only coverage of 72 percent.

2005: Estimate based on reported data.

2006: Estimate based on reported data.

2007: Estimate based on reported data.

2008: Estimate based on reported data.

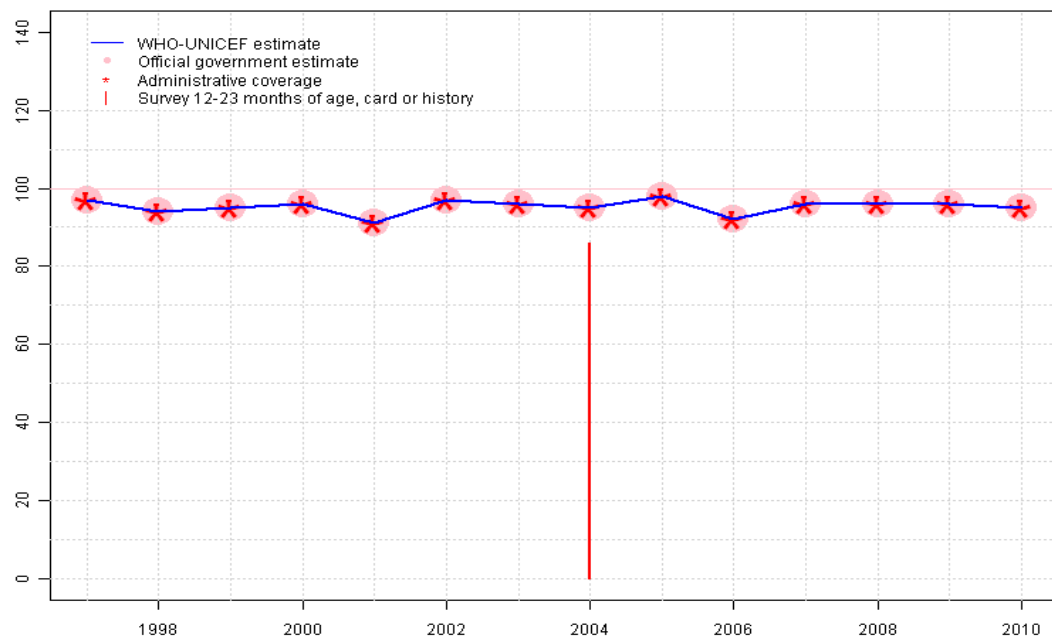
2009: Estimate based on reported data.

2010: Estimate based on reported data.

	1997	1998	1999	2000	2001	2002	2003	2004	2005	2006	2007	2008	2009	2010
Estimate	97	94	95	95	91	96	96	94	97	93	95	95	96	95
Official	97	94	95	95	91	96	96	94	97	93	95	95	96	95
Administrative	97	94	95	95	91	95	95	94	97	93	95	95	96	95
Survey	NA	NA	NA	NA	NA	NA	NA	88	NA	NA	NA	NA	NA	NA

The former Yugoslav Republic of Macedonia - Pol3

MKD - Pol3



Description:

1997: Legacy estimate.

1998: Estimate based on reported data.

1999: Estimate based on reported data.

2000: Estimate based on reported data.

2001: Estimate based on reported data.

2002: Estimate based on reported data.

2003: Estimate based on reported data.

2004: Estimate based on reported data. 94 percent survey results supports reported data of 95 percent. Survey results of 86 percent modified for recall bias to 94 percent based on 1st dose card or history coverage of 97 percent, 1st dose card only coverage of 74 percent and 3d dose card only coverage of 72 percent.

2005: Estimate based on reported data.

2006: Estimate based on reported data.

2007: Estimate based on reported data.

2008: Estimate based on reported data.

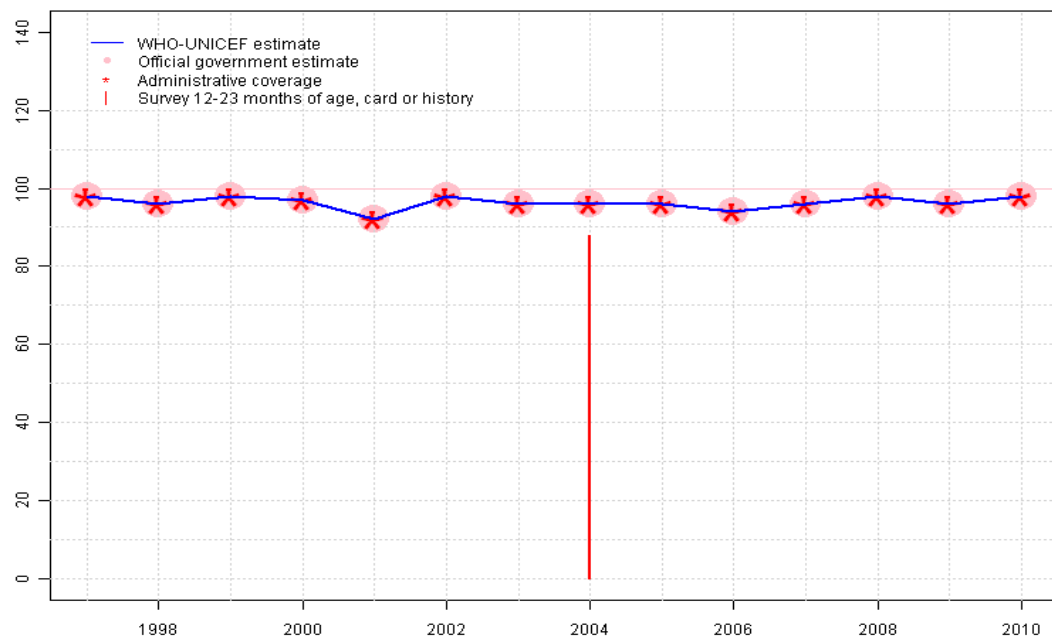
2009: Estimate based on reported data.

2010: Estimate based on reported data.

	1997	1998	1999	2000	2001	2002	2003	2004	2005	2006	2007	2008	2009	2010
Estimate	97	94	95	96	91	97	96	95	98	92	96	96	96	95
Official	97	94	95	96	91	97	96	95	98	92	96	96	96	95
Administrative	97	94	95	96	91	97	96	95	98	92	96	96	96	95
Survey	NA	NA	NA	NA	NA	NA	NA	86	NA	NA	NA	NA	NA	NA

The former Yugoslav Republic of Macedonia - MCV

MKD - MCV



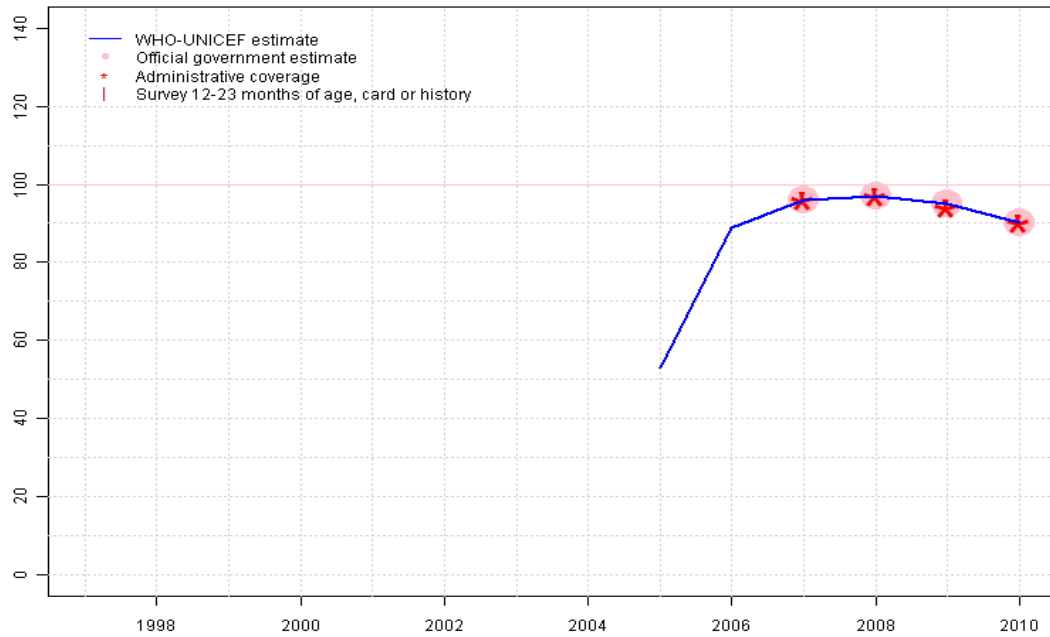
Description:

- 1997: Legacy estimate.
- 1998: Estimate based on reported data.
- 1999: Estimate based on reported data.
- 2000: Estimate based on reported data.
- 2001: Estimate based on reported data.
- 2002: Estimate based on reported data.
- 2003: Estimate based on reported data.
- 2004: Estimate based on reported data. 88 percent survey results supports reported data of 96 percent.
- 2005: Estimate based on reported data.
- 2006: Estimate based on reported data.
- 2007: Estimate based on reported data.
- 2008: Estimate based on reported data.
- 2009: Estimate based on reported data.
- 2010: Estimate based on reported data.

	1997	1998	1999	2000	2001	2002	2003	2004	2005	2006	2007	2008	2009	2010
Estimate	98	96	98	97	92	98	96	96	96	94	96	98	96	98
Official	98	96	98	97	92	98	96	96	96	94	96	98	96	98
Administrative	98	96	98	97	92	98	96	96	96	94	96	98	96	98
Survey	NA	NA	NA	NA	NA	NA	NA	88	NA	NA	NA	NA	NA	NA

The former Yugoslav Republic of Macedonia - HepB3

MKD - HepB3



Description:

2005: Ninety-one percent coverage achieved in 58 percent of the country. HepB introduced in 2004. Reporting started in 2005. Vaccine presentation is HepB .

2006: Ninety-three percent coverage achieved in 95 percent of the country.

2007: Estimate based on reported data.

2008: Estimate based on reported data.

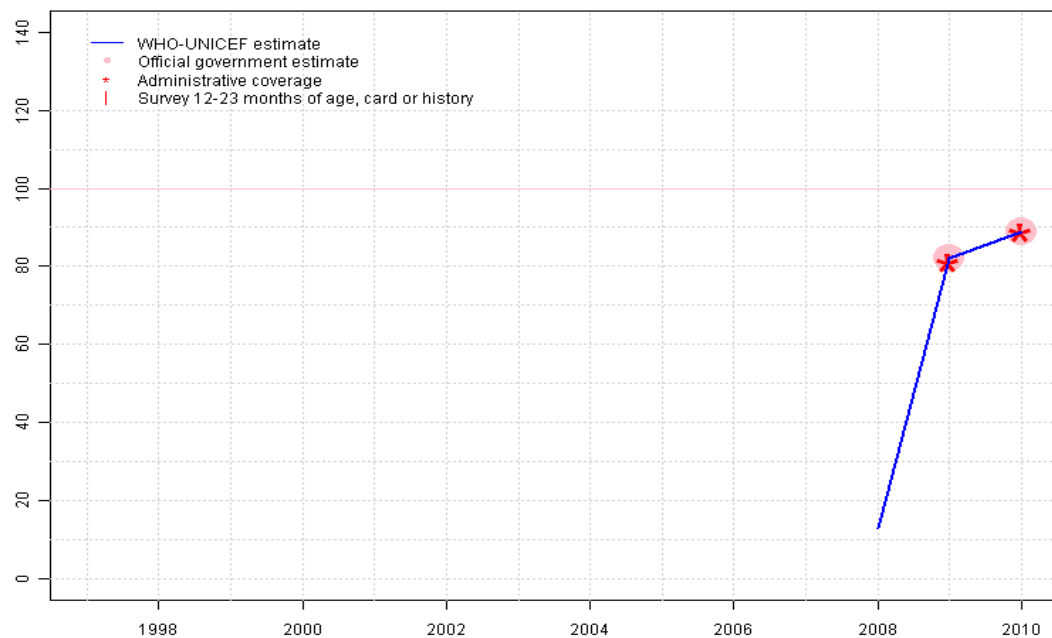
2009: Estimate based on reported data.

2010: Estimate based on reported data.

	1997	1998	1999	2000	2001	2002	2003	2004	2005	2006	2007	2008	2009	2010
Estimate	NA	NA	NA	NA	NA	NA	NA	NA	53	89	96	97	95	90
Official	NA	NA	NA	NA	NA	NA	NA	NA	NA	NA	96	97	95	90
Administrative	NA	NA	NA	NA	NA	NA	NA	NA	NA	NA	96	97	94	90
Survey	NA	NA	NA	NA	NA	NA	NA	NA	NA	NA	NA	NA	NA	NA

The former Yugoslav Republic of Macedonia - Hib3

MKD - Hib3



Description:

2008: Hib introduced in 2008. Vaccine presentation is Hib mono. In 2008, 49 percent coverage was reached in 27 percent of the country.

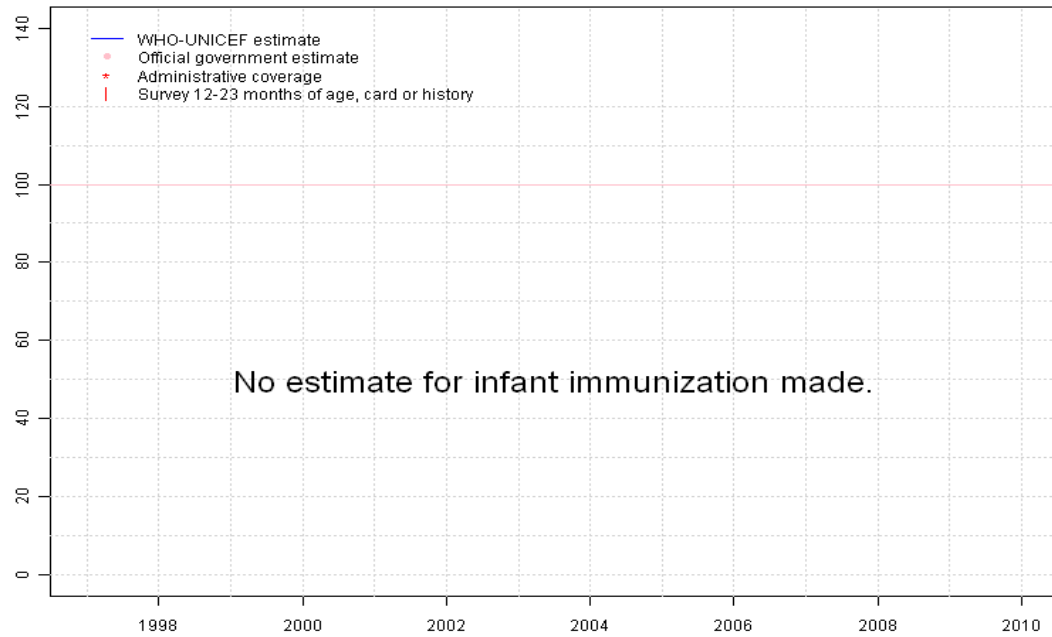
2009: Estimate based on reported data.

2010: Estimate based on reported data.

	1997	1998	1999	2000	2001	2002	2003	2004	2005	2006	2007	2008	2009	2010
Estimate	NA	NA	NA	NA	NA	NA	NA	NA	NA	NA	NA	13	82	89
Official	NA	NA	NA	NA	NA	NA	NA	NA	NA	NA	NA	NA	82	89
Administrative	NA	NA	NA	NA	NA	NA	NA	NA	NA	NA	NA	NA	81	89
Survey	NA	NA	NA	NA	NA	NA	NA	NA	NA	NA	NA	NA	NA	NA

The former Yugoslav Republic of Macedonia - RotaC

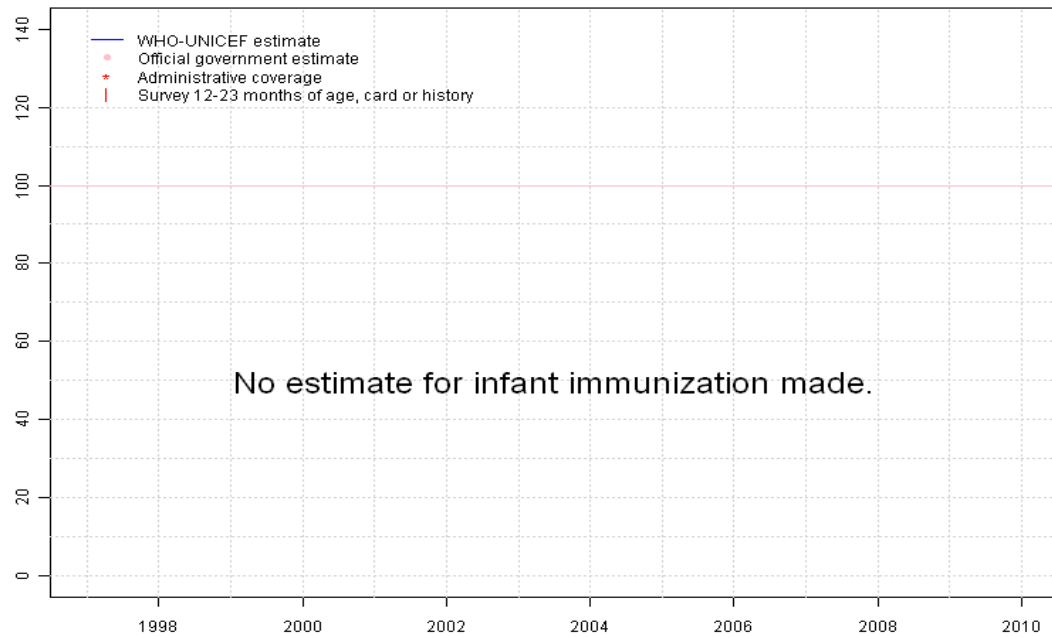
MKD - RotaC



	1997	1998	1999	2000	2001	2002	2003	2004	2005	2006	2007	2008	2009	2010
Estimate	NA	NA	NA	NA	NA	NA	NA	NA	NA	NA	NA	NA	NA	NA
Official	NA	NA	NA	NA	NA	NA	NA	NA	NA	NA	NA	NA	NA	NA
Administrative	NA	NA	NA	NA	NA	NA	NA	NA	NA	NA	NA	NA	NA	NA
Survey	NA	NA	NA	NA	NA	NA	NA	NA	NA	NA	NA	NA	NA	NA

The former Yugoslav Republic of Macedonia - PcV3

MKD - PcV3



	1997	1998	1999	2000	2001	2002	2003	2004	2005	2006	2007	2008	2009	2010
Estimate	NA	NA	NA	NA	NA	NA	NA	NA	NA	NA	NA	NA	NA	NA
Official	NA	NA	NA	NA	NA	NA	NA	NA	NA	NA	NA	NA	NA	NA
Administrative	NA	NA	NA	NA	NA	NA	NA	NA	NA	NA	NA	NA	NA	NA
Survey	NA	NA	NA	NA	NA	NA	NA	NA	NA	NA	NA	NA	NA	NA

The former Yugoslav Republic of Macedonia - survey details

2004 Republic of Macedonia Multiple Indicator Cluster Survey 2005-2006

Vaccine	Confirmation method	Coverage	Age cohort	Sample	Cards seen
BCG	C or H <12 months	97	15-26 m	884	75
BCG	Card	74	15-26 m	884	75
BCG	Card or History	98	15-26 m	884	75
BCG	History	19	15-26 m	884	75
DTP1	C or H <12 months	94	15-26 m	884	75
DTP1	Card	75	15-26 m	884	75
DTP1	Card or History	97	15-26 m	884	75
DTP1	History	15	15-26 m	884	75
DTP3	Card or History	88	15-26 m	884	75
DTP3	Card	72	15-26 m	884	75
DTP3	History	10	15-26 m	884	75
DTP3	C or H <12 months	82	15-26 m	884	75
MCV	Card	68	15-26 m	884	75
MCV	Card or History	88	15-26 m	884	75
MCV	History	15	15-26 m	884	75
MCV	C or H <12 months	80	15-26 m	884	75

Pol1	Card	74	15-26 m	884	75
Pol1	Card or History	97	15-26 m	884	75
Pol1	C or H <12 months	95	15-26 m	884	75
Pol1	History	18	15-26 m	884	75
Pol3	History	9	15-26 m	884	75
Pol3	C or H <12 months	81	15-26 m	884	75
Pol3	Card	72	15-26 m	884	75
Pol3	Card or History	86	15-26 m	884	75

1999 Multiple Indicator Cluster Survey in FYR Macedonia with Micronutrient Component, 2000

Vaccine	Confirmation method	Coverage	Age cohort	Sample	Cards seen
BCG	Card or History	99	13-24 m	275	0
DTP3	Card or History	98	13-24 m	275	0
MCV	Card or History	92	13-24 m	275	0
Pol3	Card or History	98	13-24 m	275	0

Further information and estimates for 1980-1996 are available at:

http://www.childinfo.org/immunization_countryreports.html

http://www.who.int/immunization_monitoring/routine/immunization_coverage/en/index4.html