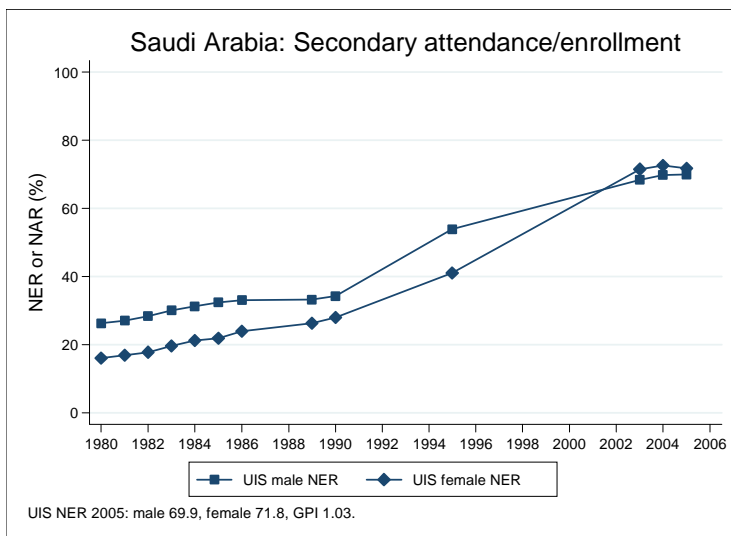
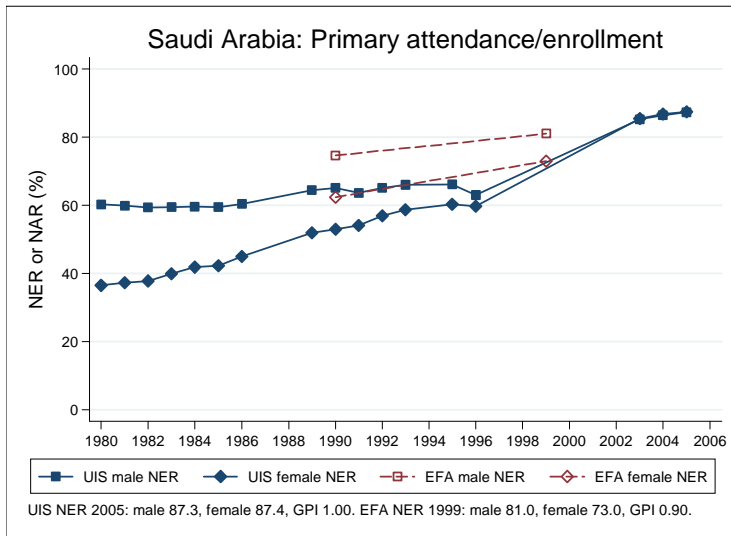
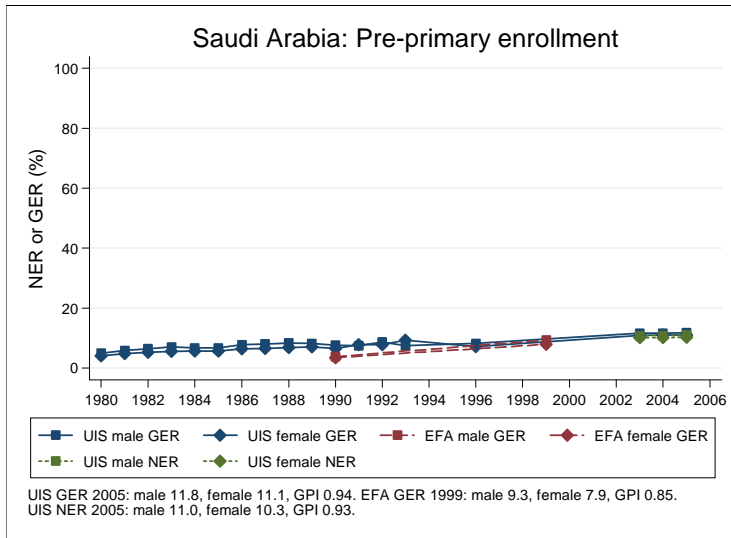
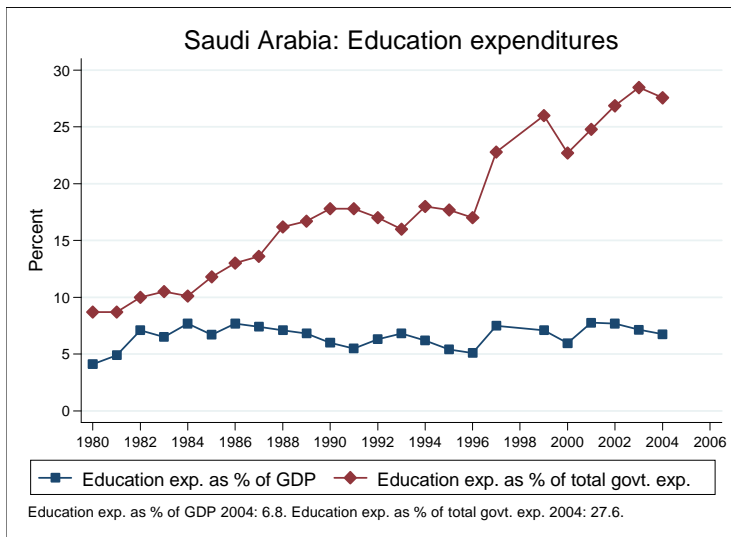
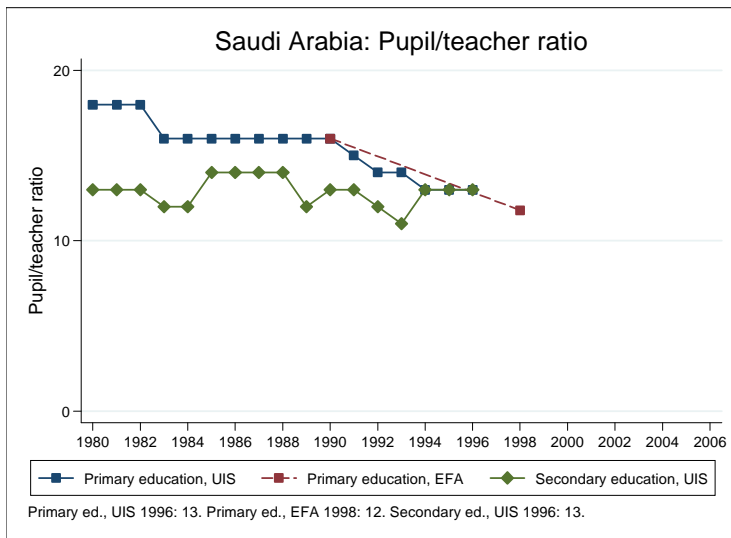
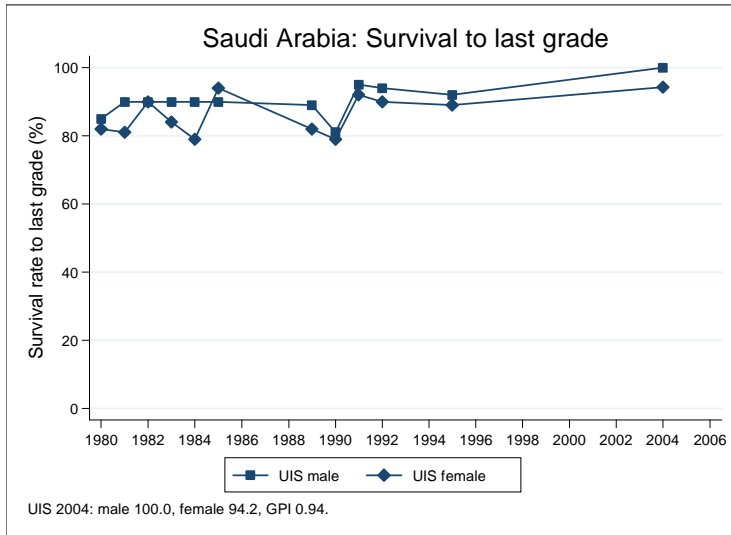


## Education statistics: Saudi Arabia

UNICEF, Division of Policy and Practice, Statistics and Monitoring Section, www.childinfo.org, May 2008





## Administrative data: UNESCO Institute for Statistics

### Saudi Arabia

<b>Population (1,000)</b>	<b>Total</b>	<b>Male</b>	<b>Female</b>
Preschool age, 2006	1652	834	817
Primary school age, 2006	3220	1619	1601
Secondary school age, 2006	2958	1467	1491
Total population, all ages, 2007	24735	13616	11118
<b>Official school age (years)</b>	<b>Entrance age</b>	<b>Graduation age</b>	<b>Duration</b>
Preschool, 2005	3	5	3
Primary school, 2005	6	11	6
Secondary school, 2005	12	17	6
Compulsory education, 2005	6	11	6
<b>Net enrolment ratio (%)</b>	<b>Total</b>	<b>Male</b>	<b>Female</b>
Preschool NER, 2005	10.6	11.0	10.3
Primary school NER, 2005	87.3	87.3	87.4
Secondary school NER, 2005	70.8	69.9	71.8
<b>Gross enrolment ratio (%)</b>	<b>Total</b>	<b>Male</b>	<b>Female</b>
Preschool GER, 2005	11.4	11.8	11.1
Primary school GER, 2005	101.7	103.0	100.4
Secondary school GER, 2005	94.2	98.3	90.1
<b>Entrance and transition (%)</b>	<b>Total</b>	<b>Male</b>	<b>Female</b>
Primary net intake rate, 2005	55.1	54.7	55.5
Primary gross intake rate, 2005	99.3	97.9	100.7
Primary entrants with ECCE			
Transition rate primary-secondary, 2004	95.0	93.1	97.0
<b>Repetition and completion</b>	<b>Total</b>	<b>Male</b>	<b>Female</b>
Primary repetition rate (%), 2005	5.1	4.9	5.2
Secondary repetition rate (%), 2005	6.6	7.0	6.1
Survival rate to grade 5 (%), 2004	96.3	100.0	92.7
Survival rate to last primary grade (%), 2004	97.1	100.0	94.2
Primary completion rate (%), 2005	93.4	94.8	92.0
School life expectancy (years), 2005	12.0	12.3	11.7
<b>Teaching staff</b>	<b>Pupil/teacher ratio</b>	<b>% trained teachers</b>	<b>% female teachers</b>
Preschool, 1991	13.9		100.0
Primary school, 1991	15.7		47.5
Secondary school, 1991	12.5		40.9
<b>Public expenditure per student as % of GDP per capita</b>			
Primary school			
Secondary school			
<b>Total public expenditure on education</b>			
As % of GDP, 2004	6.8		
As % of total government expenditure, 2004	27.6		

#### Data sources:

*Population:* United Nations Population Division, *World Population Prospects: The 2006 Revision*, March 2007.

*Education:* UNESCO Institute for Statistics, Data Centre, <http://stats.uis.unesco.org/unesco/ReportFolders/ReportFolders.aspx>, January 2008.