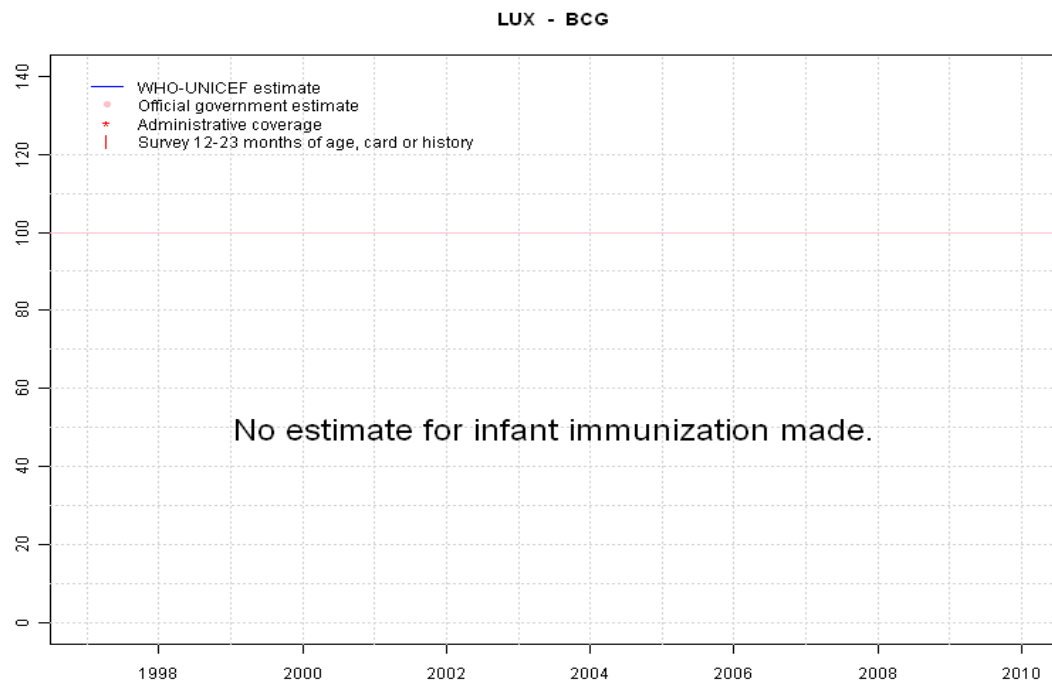


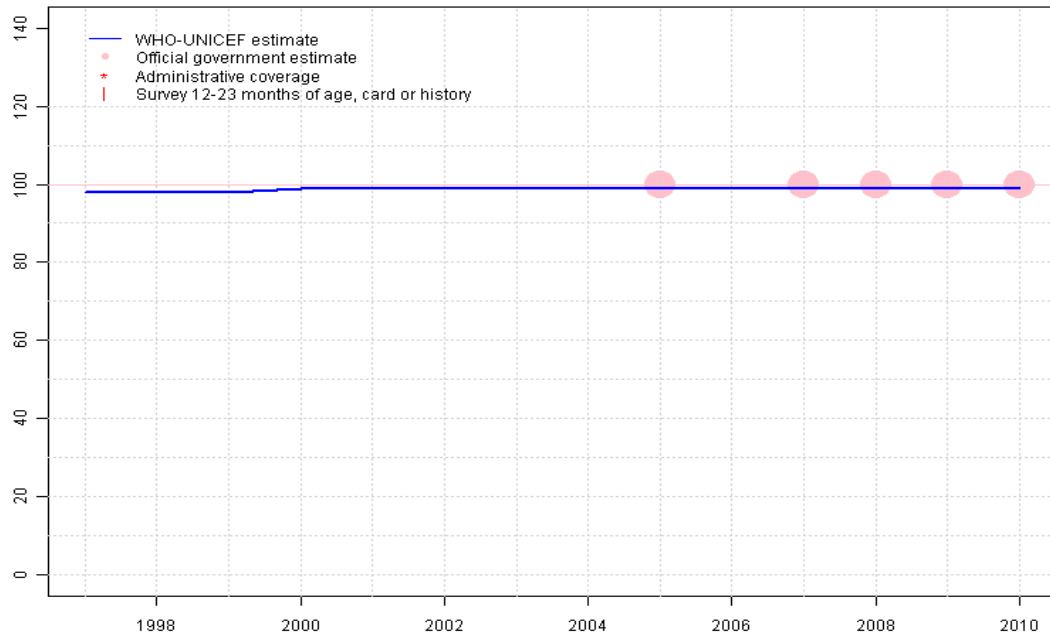
# Luxembourg - BCG



	1997	1998	1999	2000	2001	2002	2003	2004	2005	2006	2007	2008	2009	2010
Estimate	NA	NA	NA	NA	NA	NA	NA	NA	NA	NA	NA	NA	NA	NA
Official	NA	NA	NA	NA	NA	NA	NA	NA	NA	NA	NA	NA	NA	NA
Administrative	NA	NA	NA	NA	NA	NA	NA	NA	NA	NA	NA	NA	NA	NA
Survey	NA	NA	NA	NA	NA	NA	NA	NA	NA	NA	NA	NA	NA	NA

# Luxembourg - DTP1

LUX - DTP1



## Description:

1997: Legacy estimate.

1998: Estimate based on interpolation between 1997 and 2003.

1999: Estimate based on interpolation between 1997 and 2003.

2000: Estimate based on interpolation between 1997 and 2003. Current estimate of 99 percent changed from previous revision value of 98 percent.

2001: Estimate based on interpolation between 1997 and 2003. Current estimate of 99 percent changed from previous revision value of 98 percent.

2002: Estimate based on interpolation between 1997 and 2003. Current estimate of 99 percent changed from previous revision value of 98 percent.

2003: No DTP1 data. Estimate based on DTP3 coverage of 98. Current estimate of 99 percent changed from previous revision value of 98 percent.

2004: Estimate based on interpolation between 2003 and 2005. Current estimate of 99 percent changed from previous revision value of 98 percent.

2005: DTP1 coverage estimated based on DTP3 coverage of 100. Current estimate of 99 percent changed from previous revision value of 98 percent.

2006: Estimate based on interpolation between 2005 and 2007. Current estimate of 99 percent changed from previous revision value of 98 percent.

2007: DTP1 coverage estimated based on DTP3 coverage of 99. Current estimate of 99 percent changed from previous revision value of 98 percent.

2008: DTP1 coverage estimated based on DTP3 coverage of 99. Nationally reported data are based on the 2007-2008 vaccination coverage survey. Current estimate of 99 percent changed from previous revision value of 98 percent.

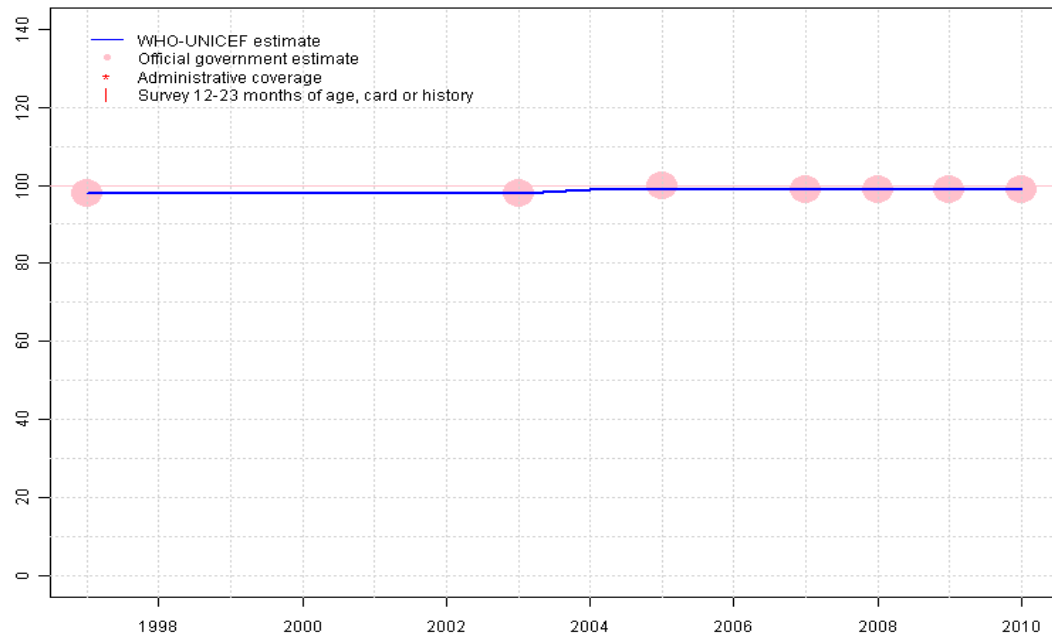
2009: DTP1 coverage estimated based on DTP3 coverage of 99. Nationally reported data are based on the 2007-2008 vaccination coverage survey. Current estimate of 99 percent changed from previous revision value of 98 percent.

2010: DTP1 coverage estimated based on DTP3 coverage of 99.

	1997	1998	1999	2000	2001	2002	2003	2004	2005	2006	2007	2008	2009	2010
Estimate	98	98	98	99	99	99	99	99	99	99	99	99	99	99
Official	NA	NA	NA	NA	NA	NA	NA	NA	100	NA	100	100	100	100
Administrative	NA	NA	NA	NA	NA	NA	NA	NA	NA	NA	NA	NA	NA	NA
Survey	NA	NA	NA	NA	NA	NA	NA	NA	NA	NA	NA	NA	NA	NA

# Luxembourg - DTP3

LUX - DTP3



## Description:

1997: Legacy estimate.

1998: Estimate based on interpolation between 1997 and 2003.

1999: Estimate based on interpolation between 1997 and 2003.

2000: Estimate based on interpolation between 1997 and 2003.

2001: Estimate based on interpolation between 1997 and 2003.

2002: Estimate based on interpolation between 1997 and 2003.

2003: Estimate based on reported data.

2004: Estimate based on interpolation between 2003 and 2005.

2005: Estimate based on reported data.

2006: Estimate based on interpolation between 2005 and 2007.

2007: Estimate based on reported data.

2008: Estimate based on reported data. Nationally reported data are based on the 2007-2008 vaccination coverage survey.

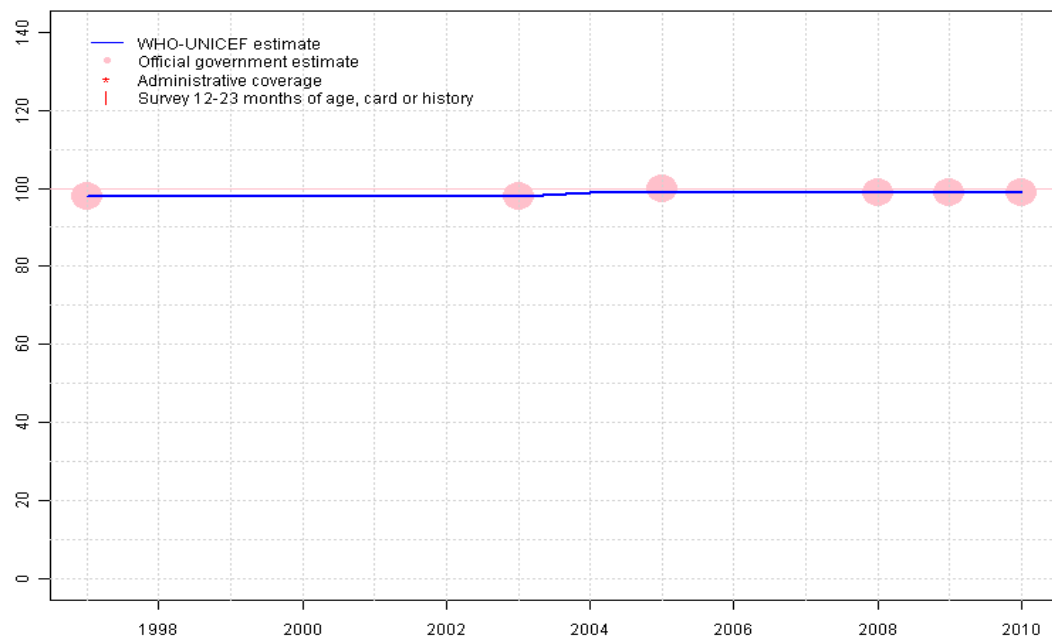
2009: Estimate based on reported data. Nationally reported data are based on the 2007-2008 vaccination coverage survey.

2010: Estimate based on reported data.

	1997	1998	1999	2000	2001	2002	2003	2004	2005	2006	2007	2008	2009	2010
Estimate	98	98	98	98	98	98	98	99	99	99	99	99	99	99
Official	98	NA	NA	NA	NA	NA	98	NA	100	NA	99	99	99	99
Administrative	NA	NA	NA	NA	NA	NA	NA	NA	NA	NA	NA	NA	NA	NA
Survey	NA	NA	NA	NA	NA	NA	NA	NA	NA	NA	NA	NA	NA	NA

# Luxembourg - Pol3

LUX - Pol3



## Description:

1997: Legacy estimate.

1998: Estimate based on interpolation between 1997 and 2003.

1999: Estimate based on interpolation between 1997 and 2003.

2000: Estimate based on interpolation between 1997 and 2003.

2001: Estimate based on interpolation between 1997 and 2003.

2002: Estimate based on interpolation between 1997 and 2003.

2003: Estimate based on reported data.

2004: Estimate based on interpolation between 2003 and 2005.

2005: Estimate based on reported data.

2006: Estimate based on interpolation between 2005 and 2008.

2007: Estimate based on interpolation between 2005 and 2008.

2008: Estimate based on reported data. Nationally reported data are based on the 2007-2008 vaccination coverage survey.

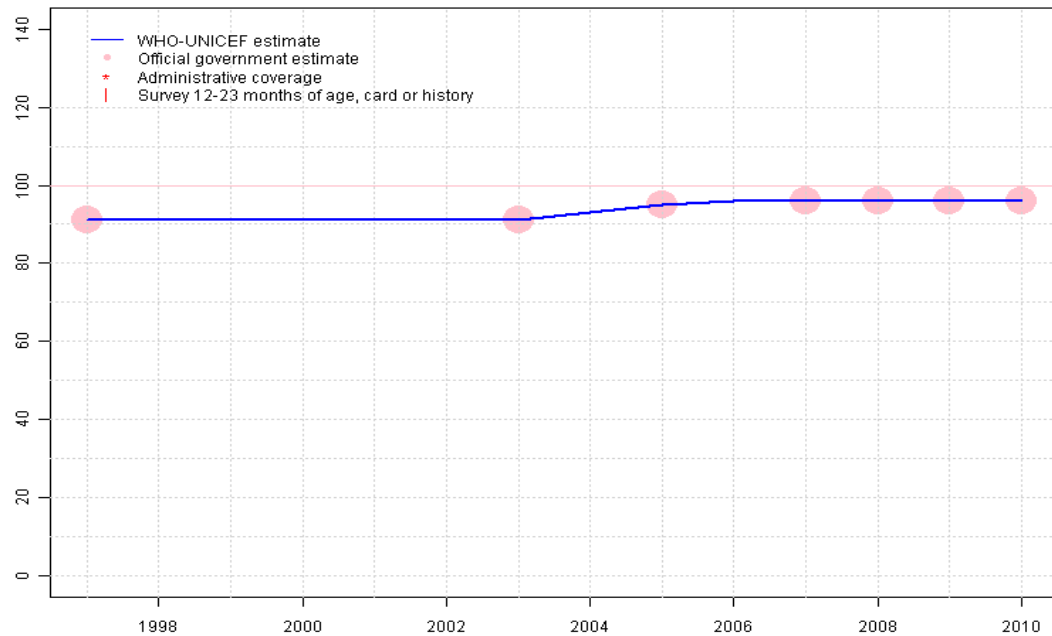
2009: Estimate based on reported data. Nationally reported data are based on the 2007-2008 vaccination coverage survey.

2010: Estimate based on reported data.

	1997	1998	1999	2000	2001	2002	2003	2004	2005	2006	2007	2008	2009	2010
Estimate	98	98	98	98	98	98	98	99	99	99	99	99	99	99
Official	98	NA	NA	NA	NA	NA	98	NA	100	NA	NA	99	99	99
Administrative	NA	NA	NA	NA	NA	NA	NA	NA	NA	NA	NA	NA	NA	NA
Survey	NA	NA	NA	NA	NA	NA	NA	NA	NA	NA	NA	NA	NA	NA

# Luxembourg - MCV

LUX - MCV



## Description:

1997: Legacy estimate.

1998: Estimate based on interpolation between 1997 and 2003.

1999: Estimate based on interpolation between 1997 and 2003.

2000: Estimate based on interpolation between 1997 and 2003.

2001: Estimate based on interpolation between 1997 and 2003.

2002: Estimate based on interpolation between 1997 and 2003.

2003: Estimate based on reported data.

2004: Estimate based on interpolation between 2003 and 2005.

2005: Estimate based on reported data.

2006: Estimate based on interpolation between 2005 and 2007.

2007: Estimate based on reported data.

2008: Estimate based on reported data. Nationally reported data are based on the 2007-2008 vaccination coverage survey.

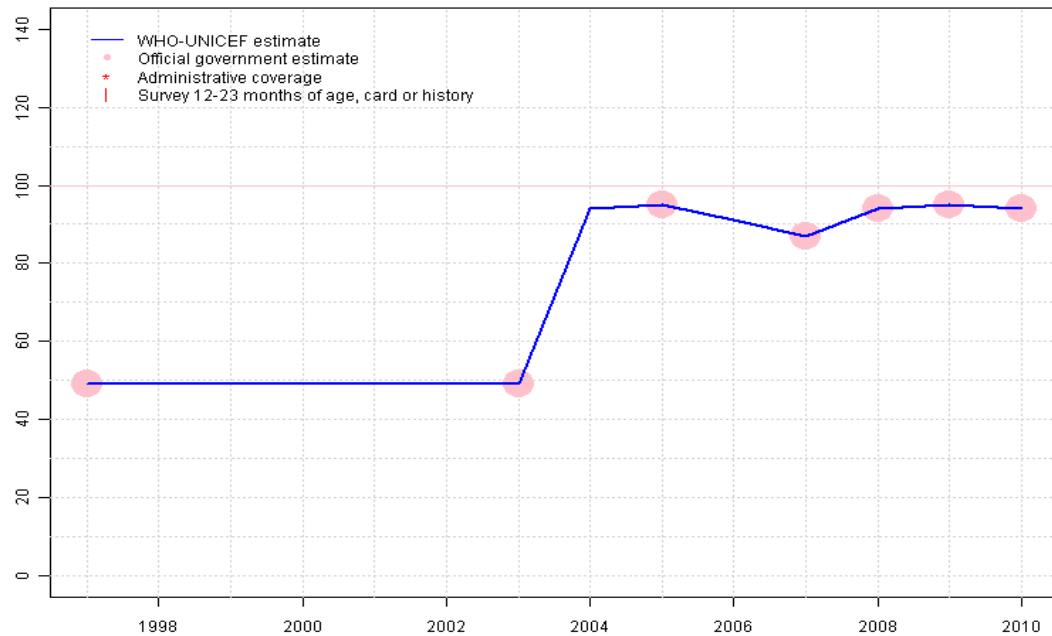
2009: Estimate based on reported data. Nationally reported data are based on the 2007-2008 vaccination coverage survey.

2010: Estimate based on reported data.

	1997	1998	1999	2000	2001	2002	2003	2004	2005	2006	2007	2008	2009	2010
Estimate	91	91	91	91	91	91	91	93	95	96	96	96	96	96
Official	91	NA	NA	NA	NA	NA	91	NA	95	NA	96	96	96	96
Administrative	NA	NA	NA	NA	NA	NA	NA	NA	NA	NA	NA	NA	NA	NA
Survey	NA	NA	NA	NA	NA	NA	NA	NA	NA	NA	NA	NA	NA	NA

# Luxembourg - HepB3

LUX - HepB3



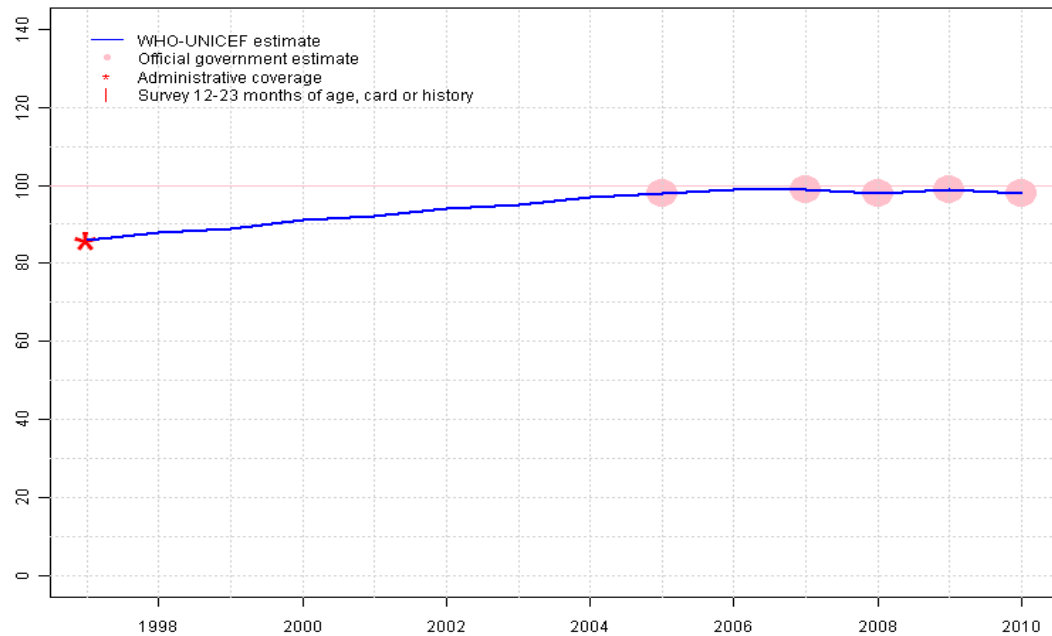
## Description:

- 1997: Legacy estimate. HepB reporting started in 1997.
- 1998: Estimate based on interpolation between 1997 and 2003.
- 1999: Estimate based on interpolation between 1997 and 2003.
- 2000: Estimate based on interpolation between 1997 and 2003.
- 2001: Estimate based on interpolation between 1997 and 2003.
- 2002: Estimate based on interpolation between 1997 and 2003.
- 2003: Estimate based on reported data.
- 2004: Estimate based on card only survey results.
- 2005: Estimate based on reported data.
- 2006: Estimate based on interpolation between 2005 and 2007.
- 2007: Estimate based on reported data.
- 2008: Estimate based on reported data. Nationally reported data are based on the 2007-2008 vaccination coverage survey.
- 2009: Estimate based on reported data. Nationally reported data are based on the 2007-2008 vaccination coverage survey.
- 2010: Estimate based on reported data.

	1997	1998	1999	2000	2001	2002	2003	2004	2005	2006	2007	2008	2009	2010
Estimate	49	49	49	49	49	49	49	94	95	91	87	94	95	94
Official	49	NA	NA	NA	NA	NA	49	NA	95	NA	87	94	95	94
Administrative	NA	NA	NA	NA	NA	NA	NA	NA	NA	NA	NA	NA	NA	NA
Survey	NA	NA	NA	NA	NA	NA	NA	NA	NA	NA	NA	NA	NA	NA

# Luxembourg - Hib3

LUX - Hib3

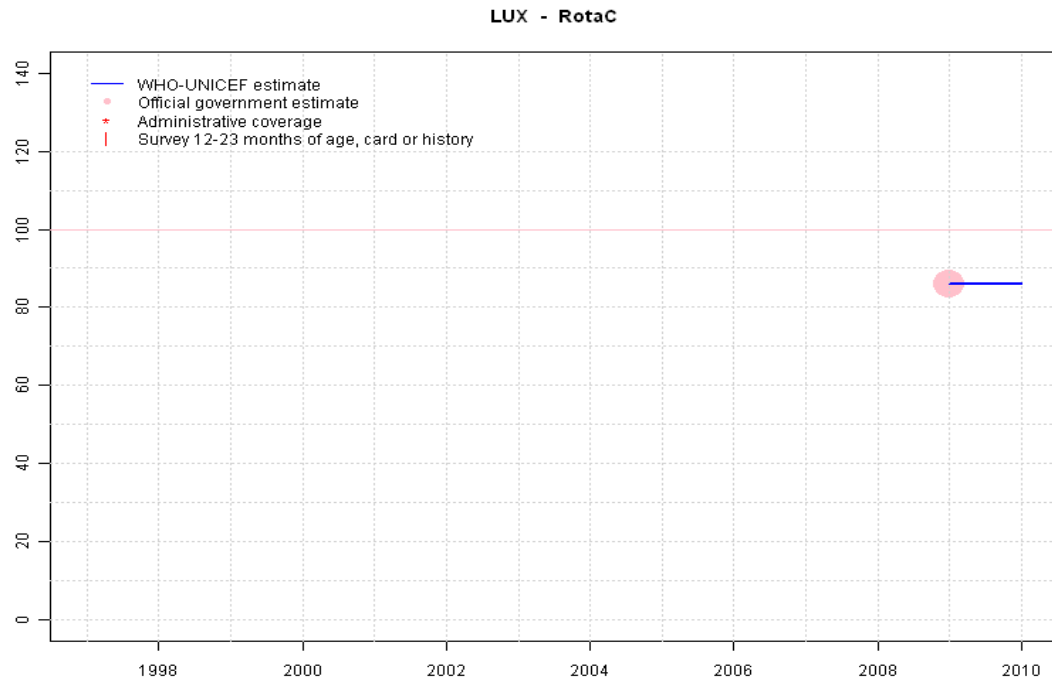


## Description:

- 1997: Legacy estimate. Hib introduced in 1994. Reporting started in 1997.
- 1998: Estimate based on interpolation between 1997 and 2005.
- 1999: Estimate based on interpolation between 1997 and 2005.
- 2000: Estimate based on interpolation between 1997 and 2005.
- 2001: Estimate based on interpolation between 1997 and 2005.
- 2002: Estimate based on interpolation between 1997 and 2005.
- 2003: Estimate based on interpolation between 1997 and 2005.
- 2004: Estimate based on interpolation between 1997 and 2005.
- 2005: Estimate based on reported data.
- 2006: Estimate based on interpolation between 2005 and 2007.
- 2007: Estimate based on reported data.
- 2008: Estimate based on reported data. Nationally reported data are based on the 2007-2008 vaccination coverage survey.
- 2009: Estimate based on reported data. Nationally reported data are based on the 2007-2008 vaccination coverage survey.
- 2010: Estimate based on reported data.

	1997	1998	1999	2000	2001	2002	2003	2004	2005	2006	2007	2008	2009	2010
Estimate	86	88	89	91	92	94	95	97	98	99	99	98	99	98
Official	NA	NA	NA	NA	NA	NA	NA	NA	98	NA	99	98	99	98
Administrative	86	NA	NA	NA	NA	NA	NA	NA	NA	NA	NA	NA	NA	NA
Survey	NA	NA	NA	NA	NA	NA	NA	NA	NA	NA	NA	NA	NA	NA

# Luxembourg - RotaC



## Description:

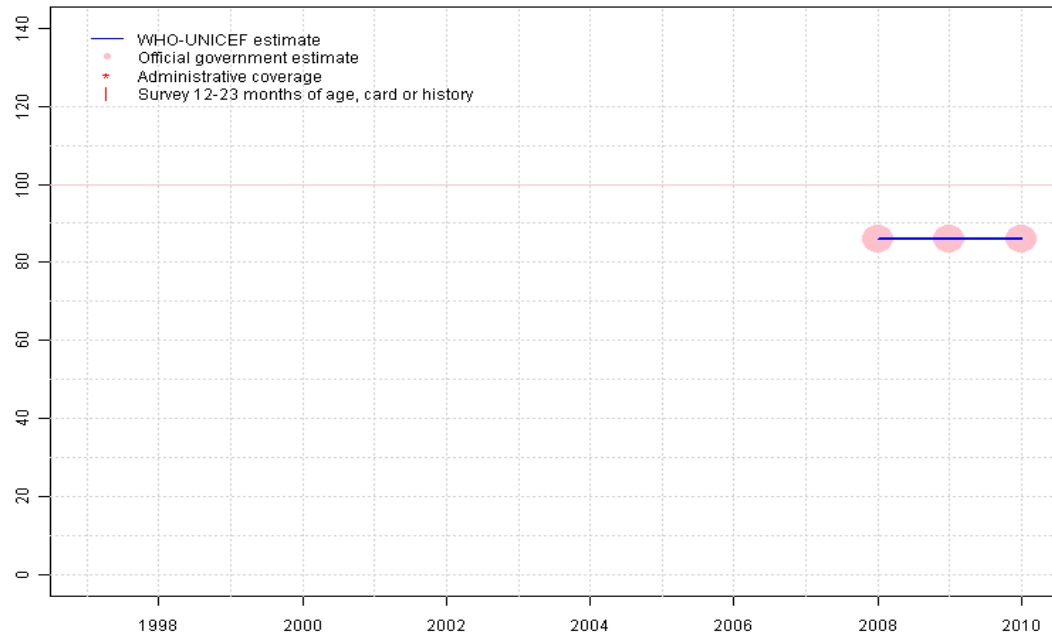
2009: Estimate based on reported data. Nationally reported data are based on the 2007-2008 vaccination coverage survey.

2010: Estimate based on extrapolation from 2009 value of 86 percent.

	1997	1998	1999	2000	2001	2002	2003	2004	2005	2006	2007	2008	2009	2010
Estimate	NA	NA	NA	NA	NA	NA	NA	NA	NA	NA	NA	NA	86	86
Official	NA	NA	NA	NA	NA	NA	NA	NA	NA	NA	NA	NA	86	NA
Administrative	NA	NA	NA	NA	NA	NA	NA	NA	NA	NA	NA	NA	NA	NA
Survey	NA	NA	NA	NA	NA	NA	NA	NA	NA	NA	NA	NA	NA	NA

# Luxembourg - PcV3

LUX - PcV3



## Description:

2008: Estimate based on reported data. Nationally reported data are based on the 2007-2008 vaccination coverage survey. PCV introduced in 2005 reporting started in 2008

2009: Estimate based on reported data. Nationally reported data are based on the 2007-2008 vaccination coverage survey.

2010: Estimate based on reported data.

	1997	1998	1999	2000	2001	2002	2003	2004	2005	2006	2007	2008	2009	2010
Estimate	NA	NA	NA	NA	NA	NA	NA	NA	NA	NA	NA	86	86	86
Official	NA	NA	NA	NA	NA	NA	NA	NA	NA	NA	NA	86	86	86
Administrative	NA	NA	NA	NA	NA	NA	NA	NA	NA	NA	NA	NA	NA	NA
Survey	NA	NA	NA	NA	NA	NA	NA	NA	NA	NA	NA	NA	NA	NA

# Luxembourg - survey details

---

2004 Enquête de couverture vaccinale au Grand-duché de Luxembourg

Vaccine	Confirmation method	Coverage	Age cohort	Sample	Cards seen
DTP3	Card	96	25-30 m	548	0

HepB3	Card	94	25-30 m	548	0
Hib3	Card	95	25-30 m	548	0
MCV	Card	96	25-30 m	548	0
Pol3	Card	96	25-30 m	548	0

Further information and estimates for 1980-1996 are available at:

[http://www.childinfo.org/immunization\\_countryreports.html](http://www.childinfo.org/immunization_countryreports.html)

[http://www.who.int/immunization\\_monitoring/routine/immunization\\_coverage/en/index4.html](http://www.who.int/immunization_monitoring/routine/immunization_coverage/en/index4.html)