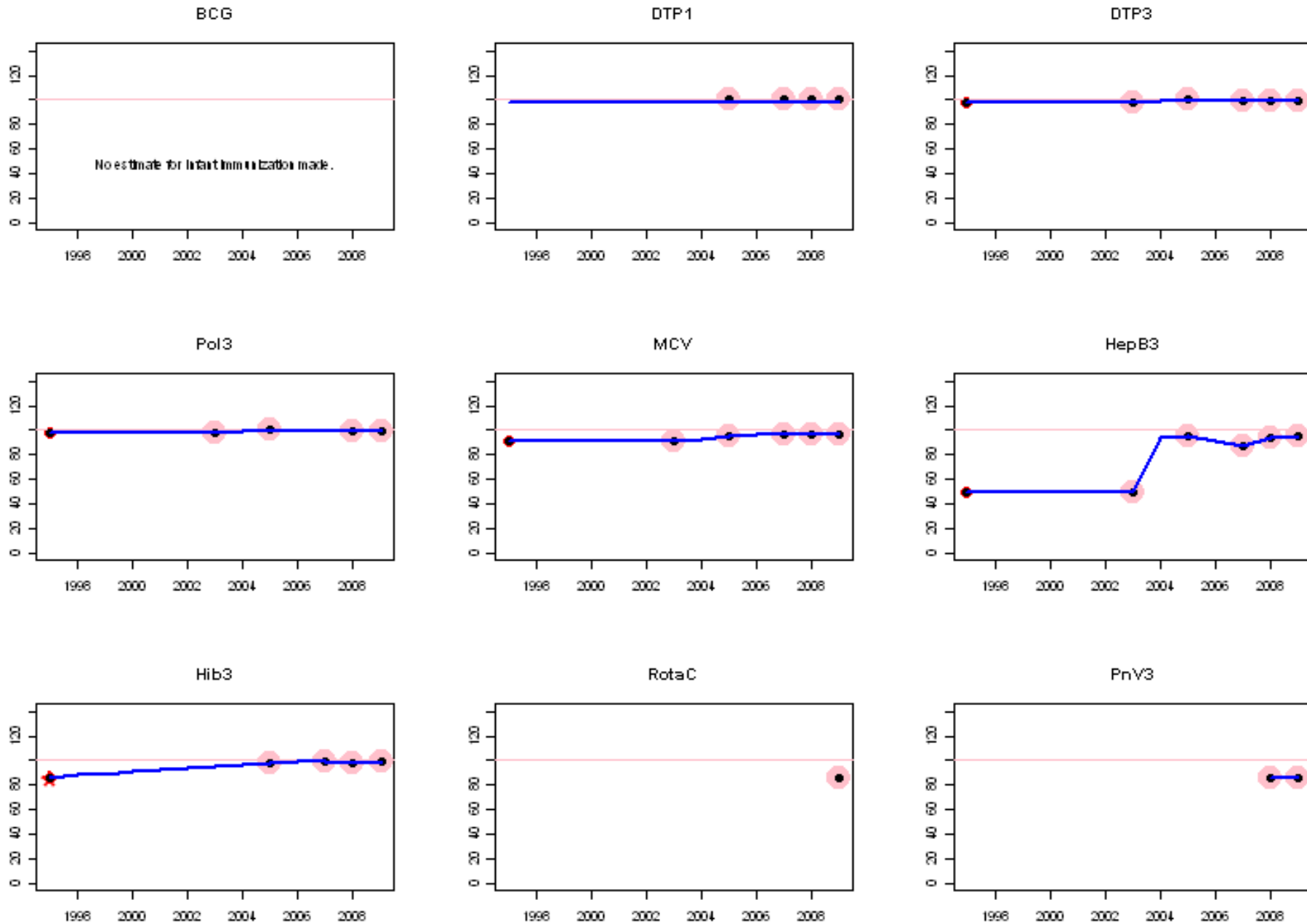
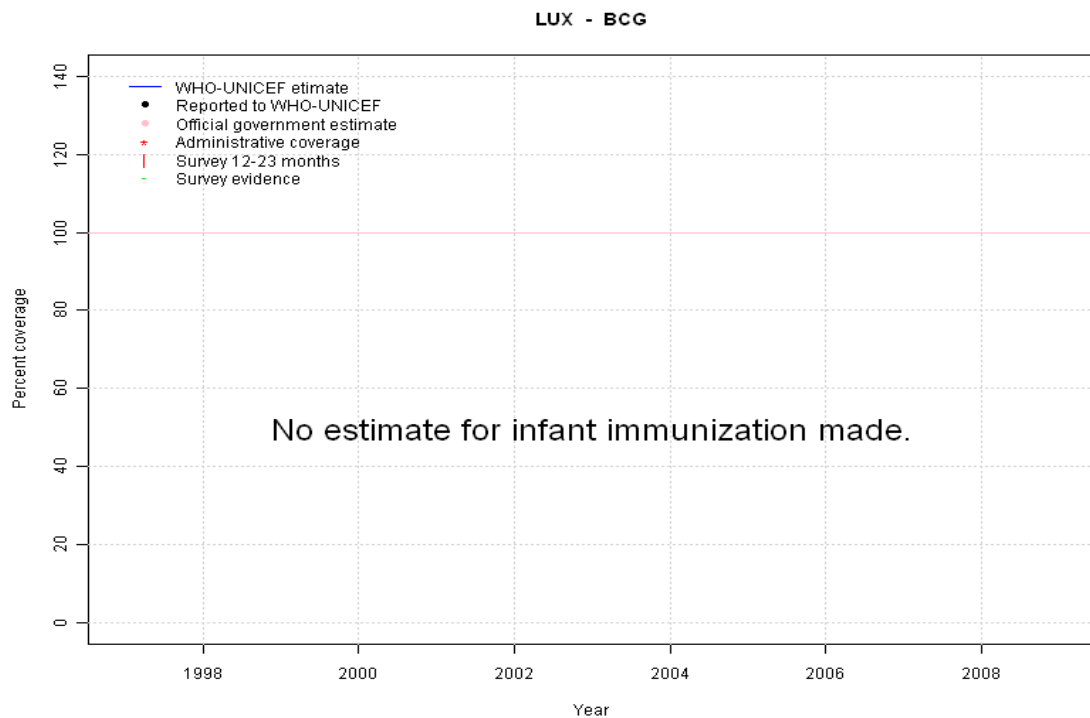


Luxembourg: WHO and UNICEF estimates of immunization coverage, 1997 - 2009

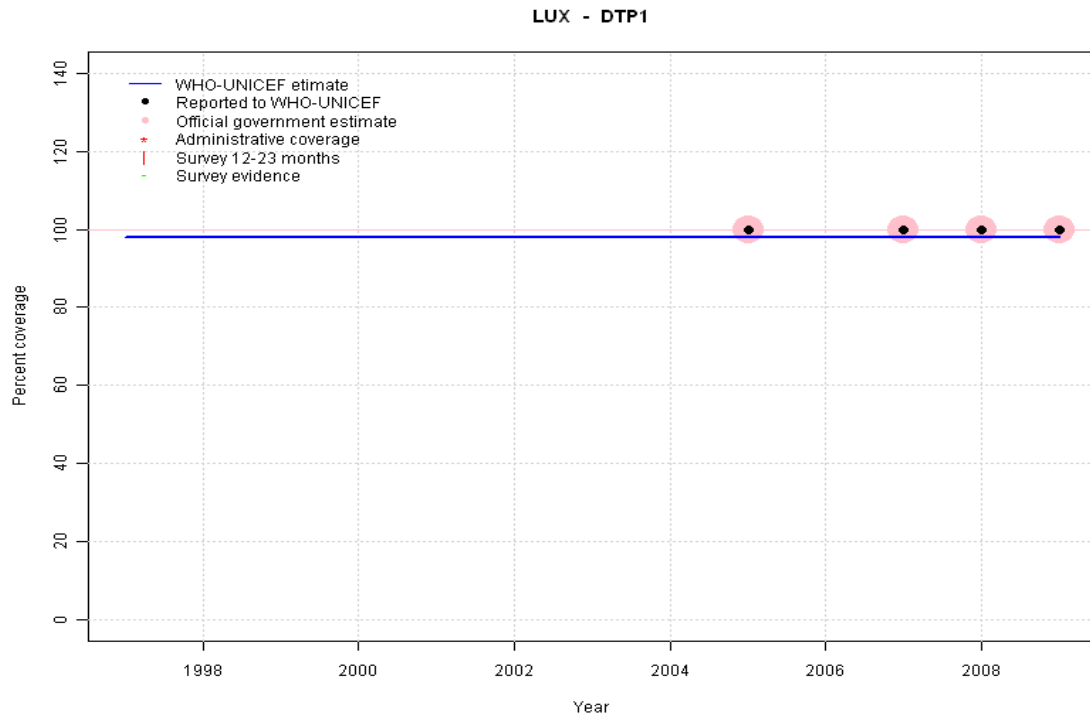


# Luxembourg - BCG



	1997	1998	1999	2000	2001	2002	2003	2004	2005	2006	2007	2008	2009
Estimate	NA	NA	NA	NA	NA	NA	NA	NA	NA	NA	NA	NA	NA
Reported	NA	NA	NA	NA	NA	NA	NA	NA	NA	NA	NA	NA	NA
Official	NA	NA	NA	NA	NA	NA	NA	NA	NA	NA	NA	NA	NA
Administrative	NA	NA	NA	NA	NA	NA	NA	NA	NA	NA	NA	NA	NA
Survey	NA	NA	NA	NA	NA	NA	NA	NA	NA	NA	NA	NA	NA

# Luxembourg - DTP1



	1997	1998	1999	2000	2001	2002	2003	2004	2005	2006	2007	2008	2009
Estimate	98	98	98	98	98	98	98	98	98	98	98	98	98
Reported	NA	NA	NA	NA	NA	NA	NA	NA	100	NA	100	100	100
Official	NA	NA	NA	NA	NA	NA	NA	NA	100	NA	100	100	100
Administrative	NA	NA	NA	NA	NA	NA	NA	NA	NA	NA	NA	NA	NA
Survey	NA	NA	NA	NA	NA	NA	NA	NA	NA	NA	NA	NA	NA

## Description:

1997: Legacy estimate.

1998: Estimate calibrated to 1997 level (98 percent) and reported coverage (99 percent).

1999: Estimate calibrated to 1997 level (98 percent) and reported coverage (99 percent).

2000: Estimate calibrated to 1997 level (98 percent) and reported coverage (99 percent).

2001: Estimate calibrated to 1997 level (98 percent) and reported coverage (99 percent).

2002: Estimate calibrated to 1997 level (98 percent) and reported coverage (99 percent).

2003: Estimate calibrated to 1997 level (98 percent) and reported coverage (99 percent).

2004: Estimated DTP3 greater than estimated DTP1; DTP1 estimate based on the relationship between DTP1 and DTP3 from 282 surveys.

2005: Estimated DTP3 greater than estimated DTP1; DTP1 estimate based on the relationship between DTP1 and DTP3 from 282 surveys.

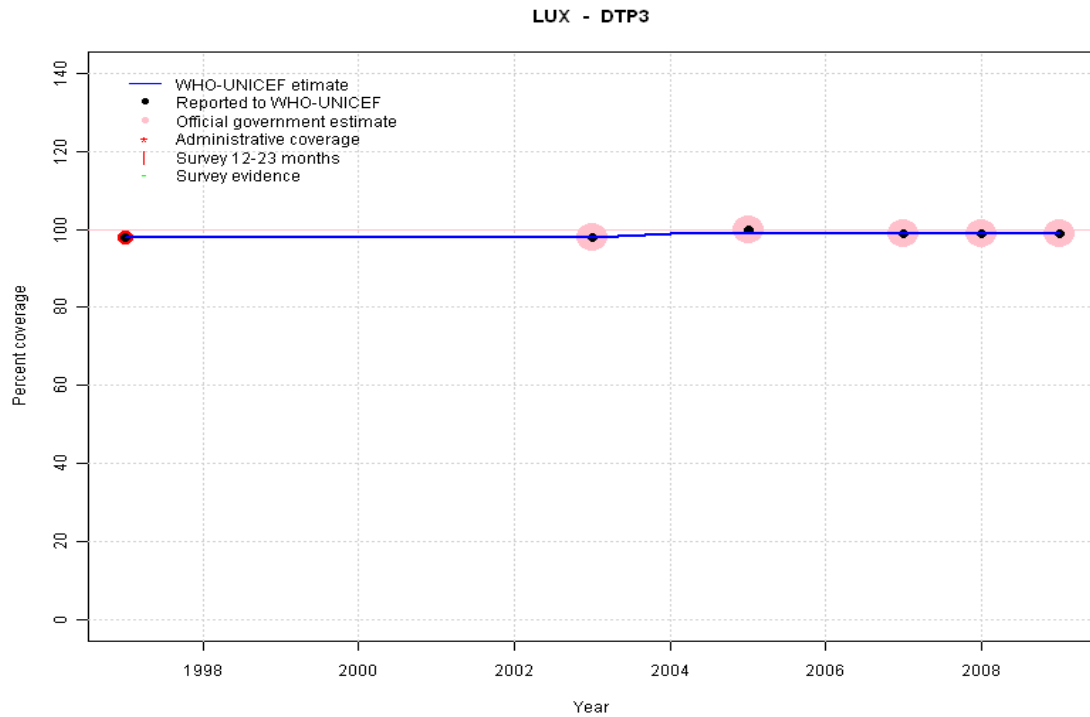
2006: Estimated DTP3 greater than estimated DTP1; DTP1 estimate based on the relationship between DTP1 and DTP3 from 282 surveys.

2007: Estimated DTP3 greater than estimated DTP1; DTP1 estimate based on the relationship between DTP1 and DTP3 from 282 surveys.

2008: Estimated DTP3 greater than estimated DTP1; DTP1 estimate based on the relationship between DTP1 and DTP3 from 282 surveys.

2009: Estimated DTP3 greater than estimated DTP1; DTP1 estimate based on the relationship between DTP1 and DTP3 from 282 surveys.

# Luxembourg - DTP3



	1997	1998	1999	2000	2001	2002	2003	2004	2005	2006	2007	2008	2009
Estimate	98	98	98	98	98	98	98	99	99	99	99	99	99
Reported	98	NA	NA	NA	NA	NA	98	NA	100	NA	99	99	99
Official	NA	NA	NA	NA	NA	NA	98	NA	100	NA	99	99	99
Administrative	NA	NA	NA	NA	NA	NA	NA	NA	NA	NA	NA	NA	NA
Survey	NA	NA	NA	NA	NA	NA	NA	NA	NA	NA	NA	NA	NA

## Description:

1997: Legacy estimate.

1998: Estimate based on trend in reported data. Missing or ignored reported value estimated by interpolation between reported values of 98 percent in 1997 and 98 percent in 2003.

1999: Estimate based on trend in reported data. Missing or ignored reported value estimated by interpolation between reported values of 98 percent in 1997 and 98 percent in 2003.

2000: Estimate based on trend in reported data. Missing or ignored reported value estimated by interpolation between reported values of 98 percent in 1997 and 98 percent in 2003.

2001: Estimate based on trend in reported data. Missing or ignored reported value estimated by interpolation between reported values of 98 percent in 1997 and 98 percent in 2003.

2002: Estimate based on trend in reported data. Missing or ignored reported value estimated by interpolation between reported values of 98 percent in 1997 and 98 percent in 2003.

2003: Estimate based on reported data.

2004: Estimate based on trend in reported data. Missing or ignored reported value estimated by interpolation between reported values of 98 percent in 2003 and 100 percent in 2005.

2005: Estimate based on reported data.

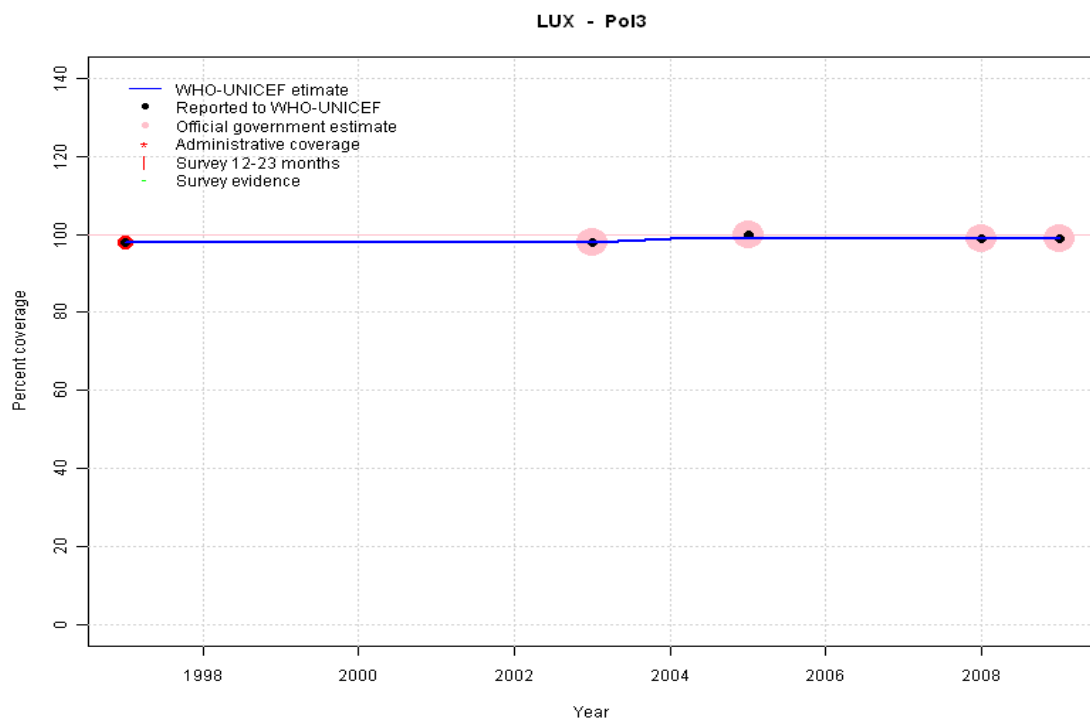
2006: Estimate based on trend in reported data. Missing or ignored reported value estimated by interpolation between reported values of 100 percent in 2005 and 99 percent in 2007.

2007: Estimate based on reported data.

2008: Estimate based on reported data. Nationally reported data are based on the 2007-2008 vaccination coverage survey.

2009: Estimate based on reported data. Nationally reported data are based on the 2007-2008 vaccination coverage survey.

# Luxembourg - Pol3



	1997	1998	1999	2000	2001	2002	2003	2004	2005	2006	2007	2008	2009
Estimate	98	98	98	98	98	98	98	99	99	99	99	99	99
Reported	98	NA	NA	NA	NA	NA	98	NA	100	NA	NA	99	99
Official	NA	NA	NA	NA	NA	NA	98	NA	100	NA	NA	99	99
Administrative	NA	NA	NA	NA	NA	NA	NA	NA	NA	NA	NA	NA	NA
Survey	NA	NA	NA	NA	NA	NA	NA	NA	NA	NA	NA	NA	NA

## Description:

1997: Legacy estimate.

1998: Estimate based on trend in reported data. Missing or ignored reported value estimated by interpolation between reported values of 98 percent in 1997 and 98 percent in 2003.

1999: Estimate based on trend in reported data. Missing or ignored reported value estimated by interpolation between reported values of 98 percent in 1997 and 98 percent in 2003.

2000: Estimate based on trend in reported data. Missing or ignored reported value estimated by interpolation between reported values of 98 percent in 1997 and 98 percent in 2003.

2001: Estimate based on trend in reported data. Missing or ignored reported value estimated by interpolation between reported values of 98 percent in 1997 and 98 percent in 2003.

2002: Estimate based on trend in reported data. Missing or ignored reported value estimated by interpolation between reported values of 98 percent in 1997 and 98 percent in 2003.

2003: Estimate based on reported data.

2004: Estimate based on trend in reported data. Missing or ignored reported value estimated by interpolation between reported values of 98 percent in 2003 and 100 percent in 2005.

2005: Estimate based on reported data.

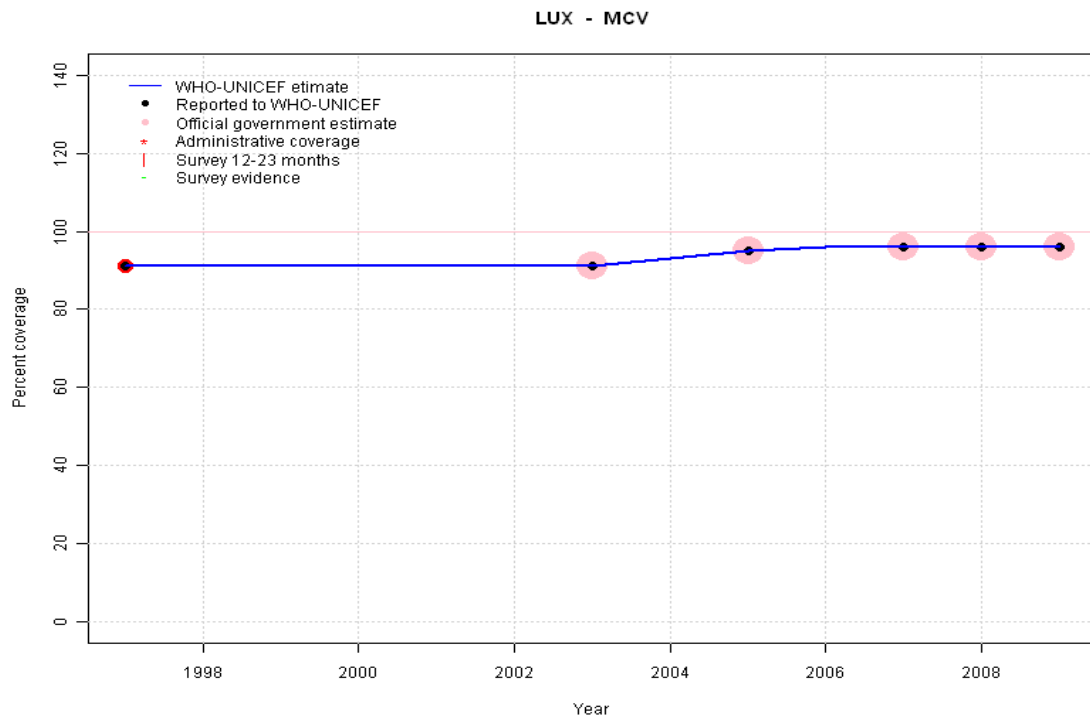
2006: Estimate based on trend in reported data. Missing or ignored reported value estimated by interpolation between reported values of 100 percent in 2005 and 99 percent in 2008.

2007: Estimate based on trend in reported data. Missing or ignored reported value estimated by interpolation between reported values of 100 percent in 2005 and 99 percent in 2008.

2008: Estimate based on reported data. Nationally reported data are based on the 2007-2008 vaccination coverage survey.

2009: Estimate based on reported data. Nationally reported data are based on the 2007-2008 vaccination coverage survey.

# Luxembourg - MCV



	1997	1998	1999	2000	2001	2002	2003	2004	2005	2006	2007	2008	2009
Estimate	91	91	91	91	91	91	91	93	95	96	96	96	96
Reported	91	NA	NA	NA	NA	NA	91	NA	95	NA	96	96	96
Official	NA	NA	NA	NA	NA	NA	91	NA	95	NA	96	96	96
Administrative	NA	NA	NA	NA	NA	NA	NA	NA	NA	NA	NA	NA	NA
Survey	NA	NA	NA	NA	NA	NA	NA	NA	NA	NA	NA	NA	NA

## Description:

1997: Legacy estimate.

1998: Estimate based on trend in reported data. Missing or ignored reported value estimated by interpolation between reported values of 91 percent in 1997 and 91 percent in 2003.

1999: Estimate based on trend in reported data. Missing or ignored reported value estimated by interpolation between reported values of 91 percent in 1997 and 91 percent in 2003.

2000: Estimate based on trend in reported data. Missing or ignored reported value estimated by interpolation between reported values of 91 percent in 1997 and 91 percent in 2003.

2001: Estimate based on trend in reported data. Missing or ignored reported value estimated by interpolation between reported values of 91 percent in 1997 and 91 percent in 2003.

2002: Estimate based on trend in reported data. Missing or ignored reported value estimated by interpolation between reported values of 91 percent in 1997 and 91 percent in 2003.

2003: Estimate based on reported data.

2004: Estimate based on trend in reported data. Missing or ignored reported value estimated by interpolation between reported values of 91 percent in 2003 and 95 percent in 2005.

2005: Estimate based on reported data.

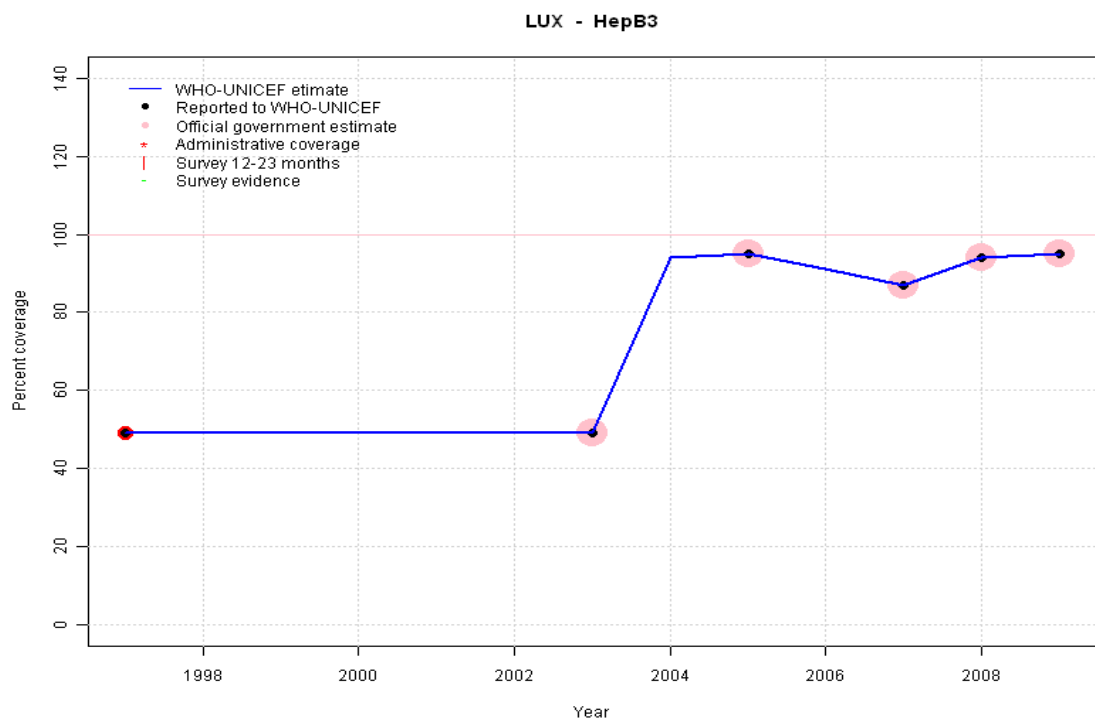
2006: Estimate based on trend in reported data. Missing or ignored reported value estimated by interpolation between reported values of 95 percent in 2005 and 96 percent in 2007.

2007: Estimate based on reported data.

2008: Estimate based on reported data. Nationally reported data are based on the 2007-2008 vaccination coverage survey.

2009: Estimate based on reported data. Nationally reported data are based on the 2007-2008 vaccination coverage survey.

# Luxembourg - HepB3

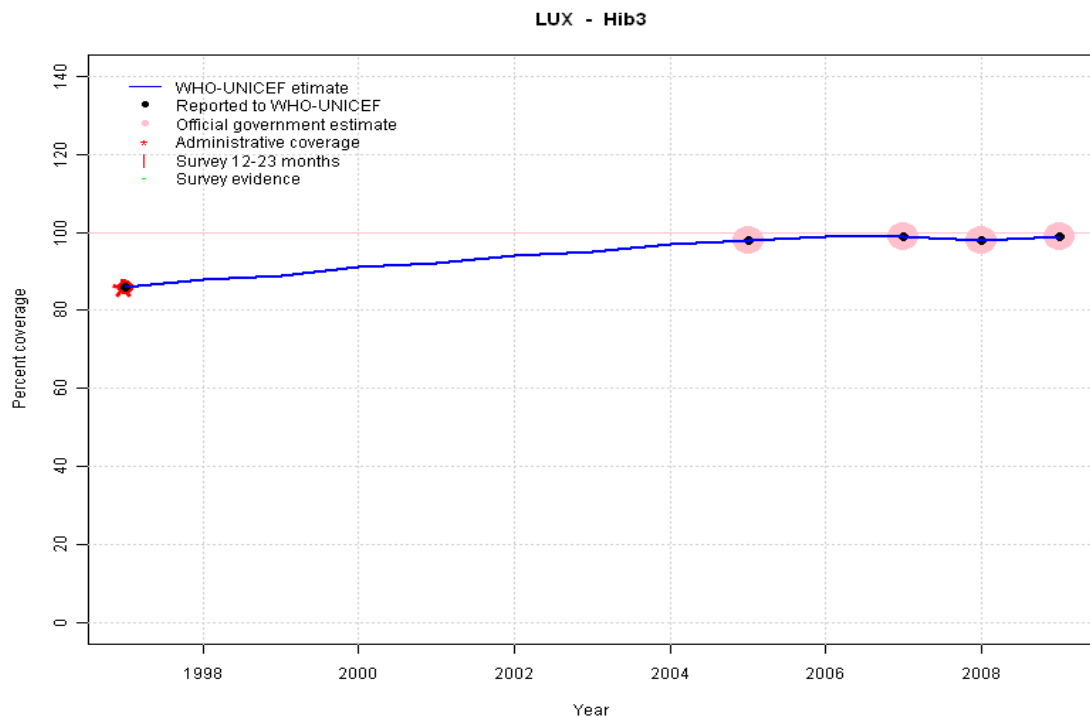


	1997	1998	1999	2000	2001	2002	2003	2004	2005	2006	2007	2008	2009
Estimate	49	49	49	49	49	49	49	94	95	91	87	94	95
Reported	49	NA	NA	NA	NA	NA	49	NA	95	NA	87	94	95
Official	NA	NA	NA	NA	NA	NA	49	NA	95	NA	87	94	95
Administrative	NA	NA	NA	NA	NA	NA	NA	NA	NA	NA	NA	NA	NA
Survey	NA	NA	NA	NA	NA	NA	NA	NA	NA	NA	NA	NA	NA

## Description:

- 1997: Legacy estimate. HepB reporting started in 1997.
- 1998: Estimate based on trend in reported data. Missing or ignored reported value estimated by interpolation between reported values of 49 percent in 1997 and 49 percent in 2003.
- 1999: Estimate based on trend in reported data. Missing or ignored reported value estimated by interpolation between reported values of 49 percent in 1997 and 49 percent in 2003.
- 2000: Estimate based on trend in reported data. Missing or ignored reported value estimated by interpolation between reported values of 49 percent in 1997 and 49 percent in 2003.
- 2001: Estimate based on trend in reported data. Missing or ignored reported value estimated by interpolation between reported values of 49 percent in 1997 and 49 percent in 2003.
- 2002: Estimate based on trend in reported data. Missing or ignored reported value estimated by interpolation between reported values of 49 percent in 1997 and 49 percent in 2003.
- 2003: Estimate based on reported data.
- 2004: Estimate assigned by working group. Estimate based on card only survey results.
- 2005: Estimate based on reported data.
- 2006: Estimate based on trend in reported data. Missing or ignored reported value estimated by interpolation between reported values of 95 percent in 2005 and 87 percent in 2007.
- 2007: Estimate based on reported data.
- 2008: Estimate based on reported data. Nationally reported data are based on the 2007-2008 vaccination coverage survey.
- 2009: Estimate based on reported data. Nationally reported data are based on the 2007-2008 vaccination coverage survey.

# Luxembourg - Hib3



	1997	1998	1999	2000	2001	2002	2003	2004	2005	2006	2007	2008	2009
Estimate	86	88	89	91	92	94	95	97	98	99	99	98	99
Reported	86	NA	NA	NA	NA	NA	NA	NA	98	NA	99	98	99
Official	NA	NA	NA	NA	NA	NA	NA	NA	98	NA	99	98	99
Administrative	86	NA	NA	NA	NA	NA	NA	NA	NA	NA	NA	NA	NA
Survey	NA	NA	NA	NA	NA	NA	NA	NA	NA	NA	NA	NA	NA

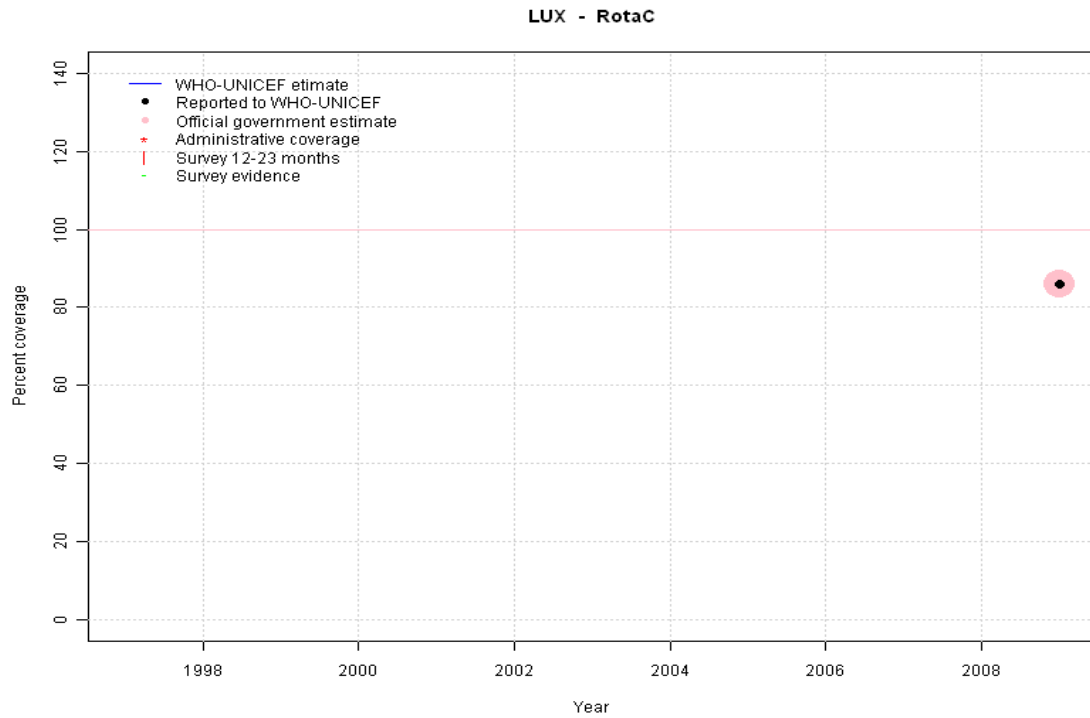
## Description:

- 1997: Legacy estimate. Hib introduced in 1994. Reporting started in 1997.
- 1998: Estimate based on trend in reported data. Missing or ignored reported value estimated by interpolation between reported values of 86 percent in 1997 and 98 percent in 2005.
- 1999: Estimate based on trend in reported data. Missing or ignored reported value estimated by interpolation between reported values of 86 percent in 1997 and 98 percent in 2005.
- 2000: Estimate based on trend in reported data. Missing or ignored reported value estimated by interpolation between reported values of 86 percent in 1997 and 98 percent in 2005.
- 2001: Estimate based on trend in reported data. Missing or ignored reported value estimated by interpolation between reported values of 86 percent in 1997 and 98 percent in 2005.
- 2002: Estimate based on trend in reported data. Missing or ignored reported value estimated by interpolation between reported values of 86 percent in 1997 and 98 percent in 2005.
- 2003: Estimate based on trend in reported data. Missing or ignored reported value estimated by interpolation between reported values of 86 percent in 1997 and 98 percent in 2005.
- 2004: Estimate based on trend in reported data. Missing or ignored reported value estimated by interpolation between reported values of 86 percent in 1997 and 98 percent in 2005.
- 2005: Estimate based on reported data.
- 2006: Estimate based on trend in reported data. Missing or ignored reported value estimated by interpolation between reported values of 98 percent in 2005 and 99 percent in 2007.
- 2007: Estimate based on reported data.
- 2008: Estimate based on reported data. Nationally reported data are based on the 2007-2008 vaccination coverage survey.
- 2009: Estimate based on reported data. Nationally reported data are based on the 2007-2008 vaccination coverage survey.

# Luxembourg - RotaC

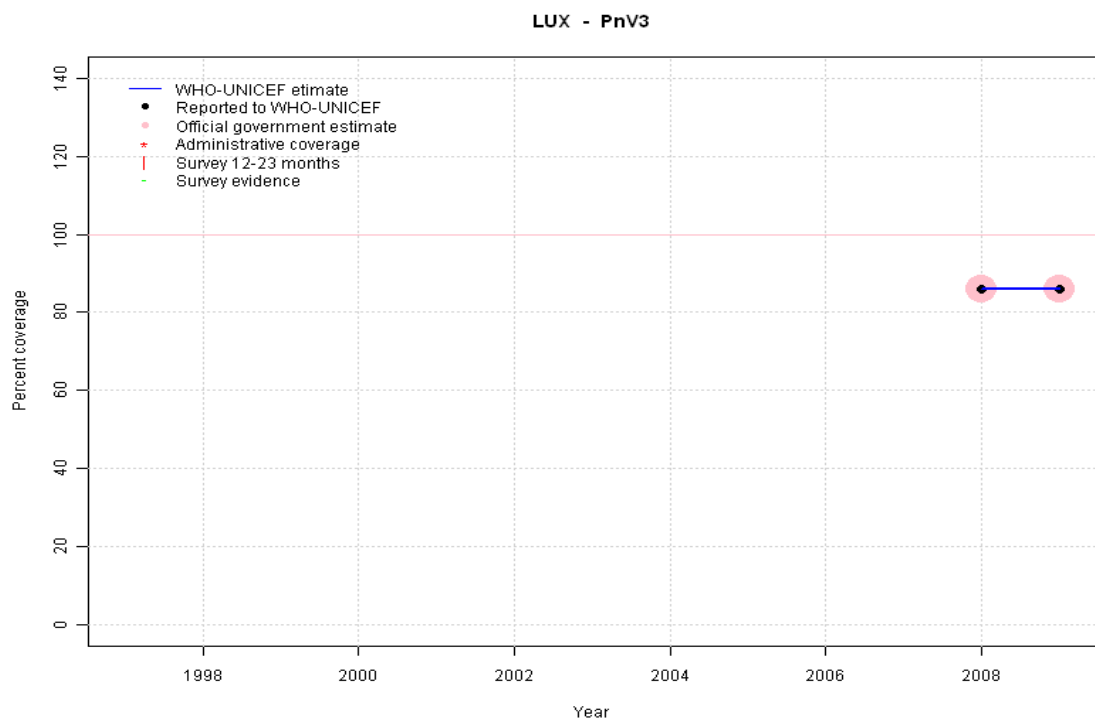
## Description:

2009: Estimate based on reported data. Nationally reported data are based on the 2007-2008 vaccination coverage survey.



	1997	1998	1999	2000	2001	2002	2003	2004	2005	2006	2007	2008	2009
Estimate	NA	NA	NA	NA	NA	NA	NA	NA	NA	NA	NA	NA	86
Reported	NA	NA	NA	NA	NA	NA	NA	NA	NA	NA	NA	NA	86
Official	NA	NA	NA	NA	NA	NA	NA	NA	NA	NA	NA	NA	86
Administrative	NA	NA	NA	NA	NA	NA	NA	NA	NA	NA	NA	NA	NA
Survey	NA	NA	NA	NA	NA	NA	NA	NA	NA	NA	NA	NA	NA

# Luxembourg - PnV3



## Description:

2008: Estimate based on reported data. PCV introduced in 2005 reporting started in 2008, Nationally reported data are based on the 2007-2008 vaccination coverage survey.

2009: Estimate based on reported data. Nationally reported data are based on the 2007-2008 vaccination coverage survey.

	1997	1998	1999	2000	2001	2002	2003	2004	2005	2006	2007	2008	2009
Estimate	NA	NA	NA	NA	NA	NA	NA	NA	NA	NA	NA	86	86
Reported	NA	NA	NA	NA	NA	NA	NA	NA	NA	NA	NA	86	86
Official	NA	NA	NA	NA	NA	NA	NA	NA	NA	NA	NA	86	86
Administrative	NA	NA	NA	NA	NA	NA	NA	NA	NA	NA	NA	NA	NA
Survey	NA	NA	NA	NA	NA	NA	NA	NA	NA	NA	NA	NA	NA

# Luxembourg - survey details

---

2004 Enquête de couverture vaccinale au Grand-duché de Luxembourg

Vaccine	Confirmation method	Coverage	Age cohort	Sample	Cards seen
DTP3	Card	96	25-30 m	548	0

HepB3	Card	94	25-30 m	548	0
Hib3	Card	95	25-30 m	548	0
MCV	Card	96	25-30 m	548	0
Pol3	Card	96	25-30 m	548	0

Further information and estimates for 1980-1996 are available at:

[http://www.childinfo.org/immunization\\_countryreports.html](http://www.childinfo.org/immunization_countryreports.html)

[http://www.who.int/immunization\\_monitoring/routine/immunization\\_coverage/en/index4.html](http://www.who.int/immunization_monitoring/routine/immunization_coverage/en/index4.html)