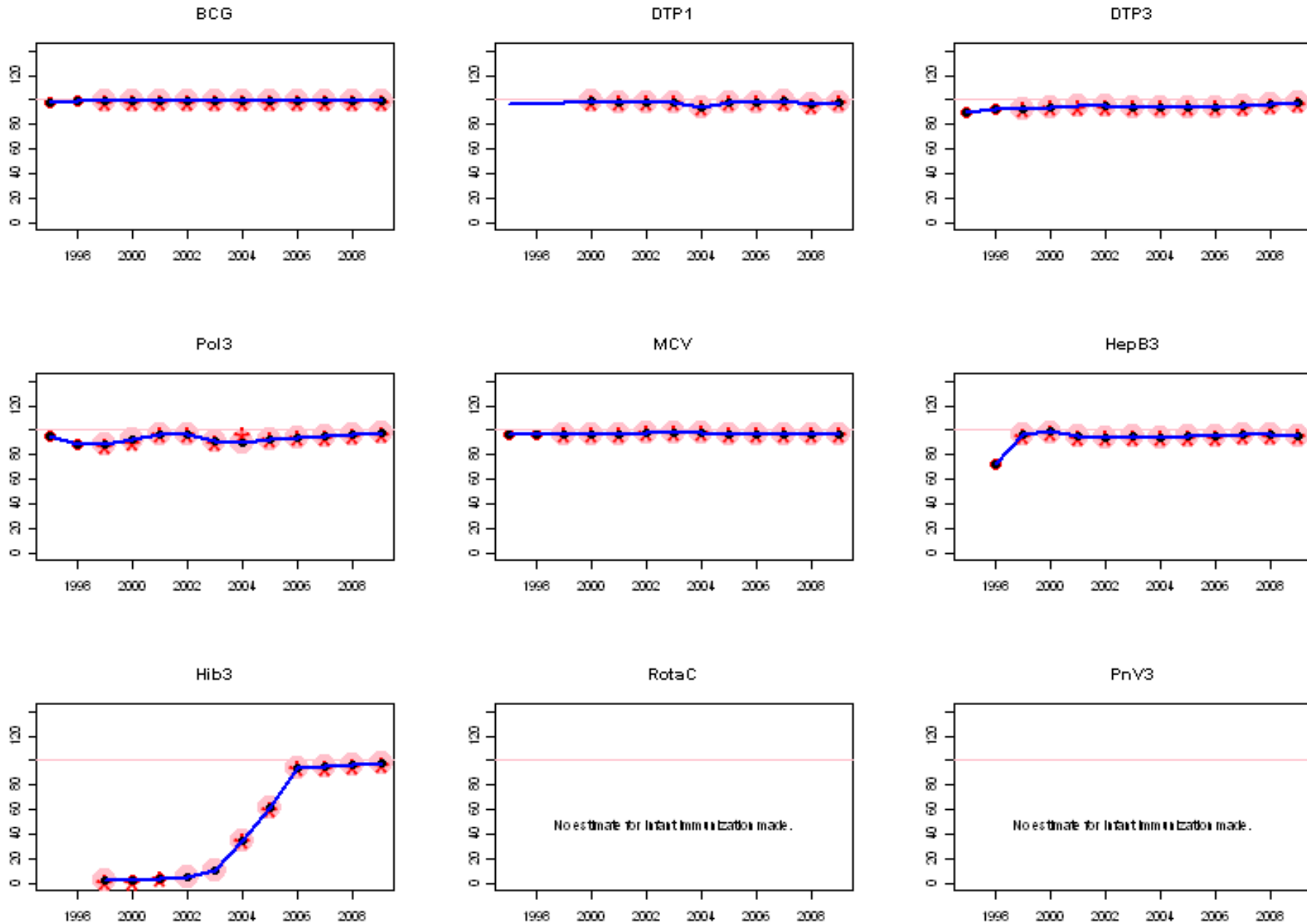
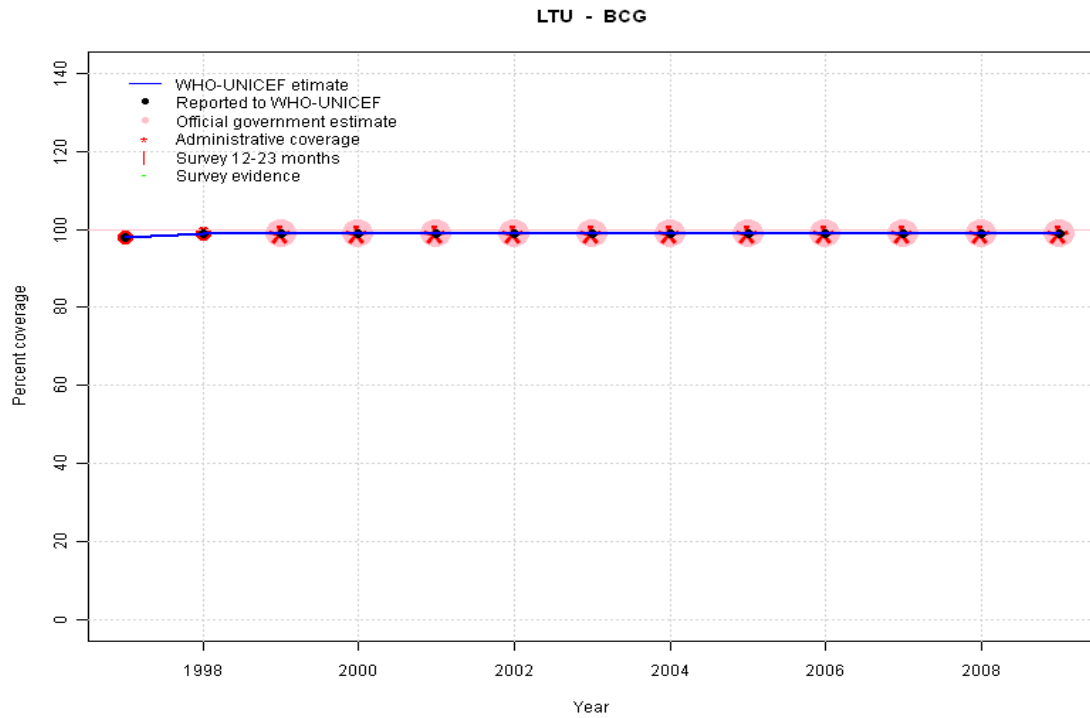


Lithuania: WHO and UNICEF estimates of immunization coverage, 1997 - 2009



# Lithuania - BCG

## Description:

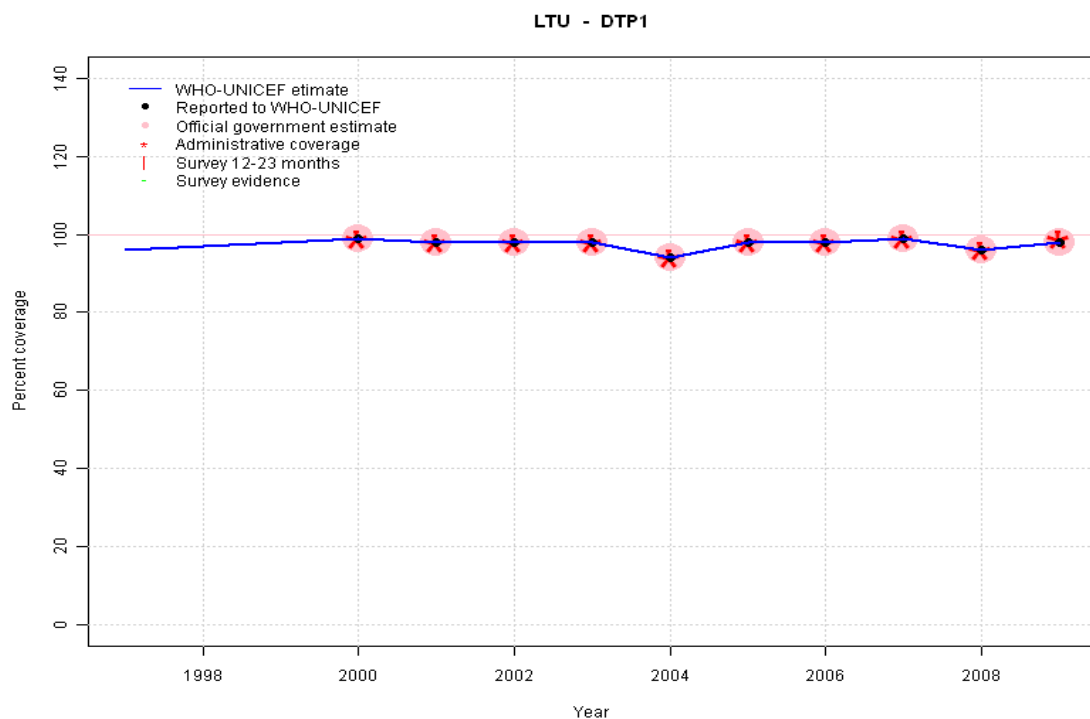


1997: Legacy estimate.  
 1998: Estimate based on reported data.  
 1999: Estimate based on reported data.  
 2000: Estimate based on reported data.  
 2001: Estimate based on reported data.  
 2002: Estimate based on reported data.  
 2003: Estimate based on reported data.  
 2004: Estimate based on reported data.  
 2005: Estimate based on reported data.  
 2006: Estimate based on reported data.  
 2007: Estimate based on reported data.  
 2008: Estimate based on reported data.  
 2009: Estimate based on reported data.

	1997	1998	1999	2000	2001	2002	2003	2004	2005	2006	2007	2008	2009
Estimate	98	99	99	99	99	99	99	99	99	99	99	99	99
Reported	98	99	99	99	99	99	99	99	99	99	99	99	99
Official	NA	NA	99	99	99	99	99	99	99	99	99	99	99
Administrative	NA	NA	99	99	99	99	99	99	99	99	99	99	99
Survey	NA	NA	NA	NA	NA	NA	NA	NA	NA	NA	NA	NA	NA

# Lithuania - DTP1

## Description:

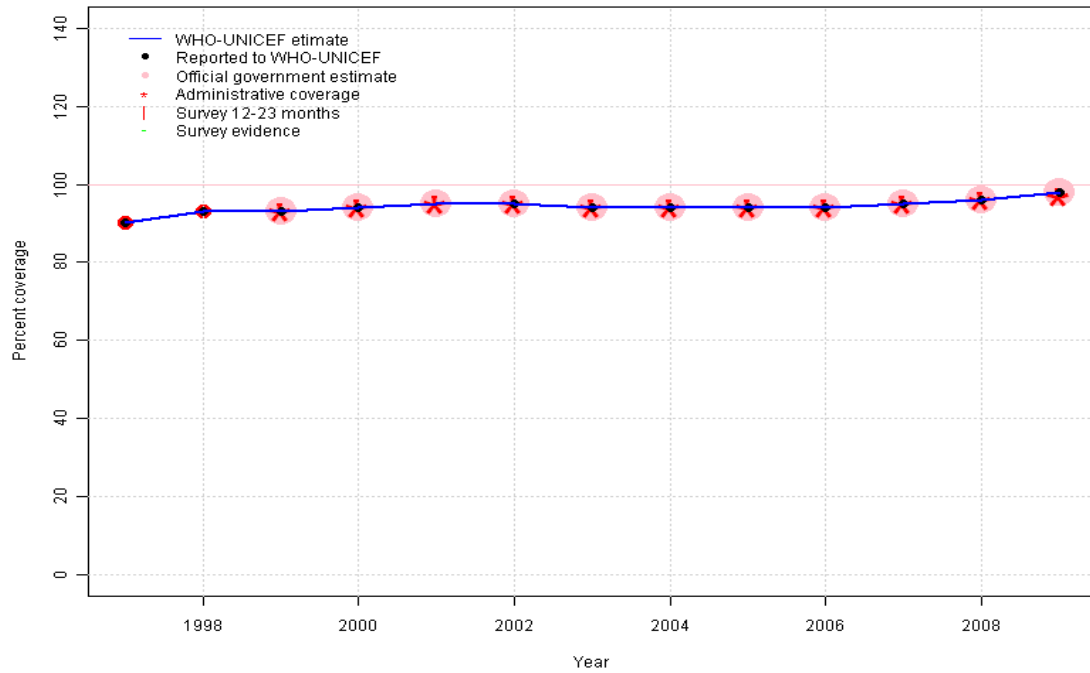


- 1997: Legacy estimate.
- 1998: Estimate interpolated between 1997 and 2000 estimates.
- 1999: Estimate interpolated between 1997 and 2000 estimates.
- 2000: Estimate is based on the reported data.
- 2001: Estimate based on reported data.
- 2002: Estimate based on reported data.
- 2003: Estimate based on reported data.
- 2004: Estimate based on reported data.
- 2005: Estimate based on reported data.
- 2006: Estimate based on reported data.
- 2007: Estimate based on reported data.
- 2008: Estimate based on reported data.
- 2009: Estimate based on reported data.

	1997	1998	1999	2000	2001	2002	2003	2004	2005	2006	2007	2008	2009
Estimate	96	97	98	99	98	98	98	94	98	98	99	96	98
Reported	NA	NA	NA	99	98	98	98	94	98	98	99	96	98
Official	NA	NA	NA	99	98	98	98	94	98	98	99	96	98
Administrative	NA	NA	NA	99	98	98	98	94	98	98	99	96	99
Survey	NA	NA	NA	NA	NA	NA	NA	NA	NA	NA	NA	NA	NA

# Lithuania - DTP3

LTU - DTP3



## Description:

1997: Legacy estimate.

1998: Estimate based on reported data.

1999: Estimate based on reported data.

2000: Estimate based on reported data.

2001: Estimate based on trend in reported data. Missing or ignored reported value estimated by interpolation between reported values of 94 percent in 2000 and 95 percent in 2002.

2002: Estimate based on reported data.

2003: Estimate based on reported data.

2004: Estimate based on reported data.

2005: Estimate based on reported data.

2006: Estimate based on reported data.

2007: Estimate based on reported data.

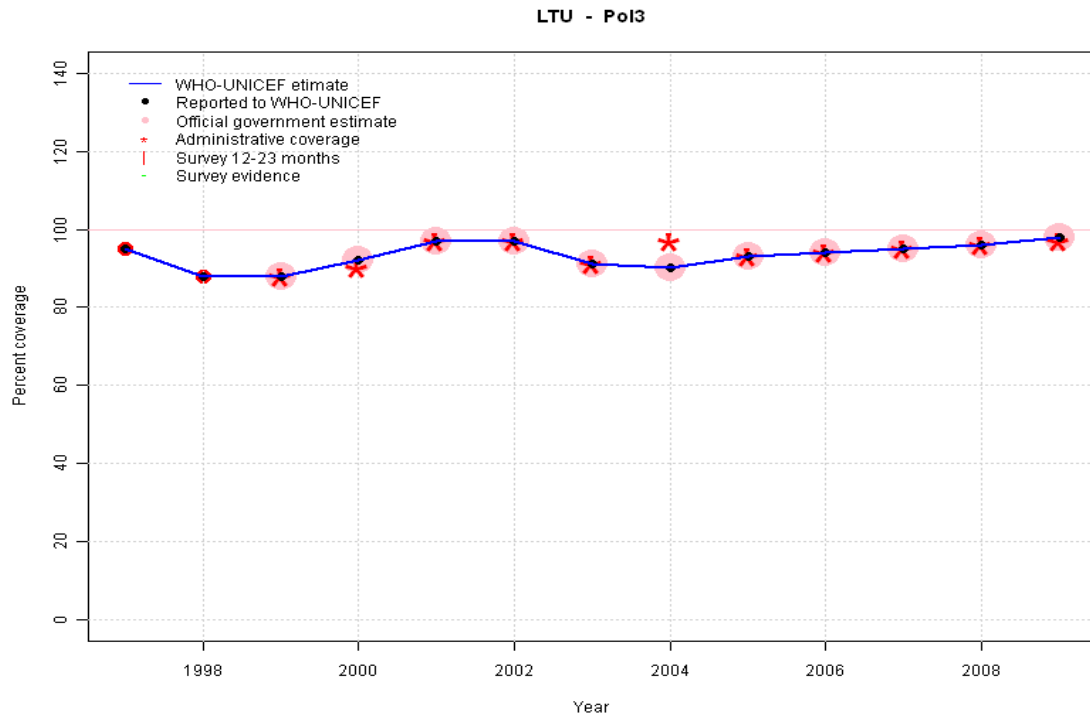
2008: Estimate based on reported data.

2009: Estimate based on reported data.

	1997	1998	1999	2000	2001	2002	2003	2004	2005	2006	2007	2008	2009
Estimate	90	93	93	94	95	95	94	94	94	94	95	96	98
Reported	90	93	93	94	NA	95	94	94	94	94	95	96	98
Official	NA	NA	93	94	95	95	94	94	94	94	95	96	98
Administrative	NA	NA	93	94	95	95	94	94	94	94	95	96	97
Survey	NA	NA	NA	NA	NA	NA	NA	NA	NA	NA	NA	NA	NA

# Lithuania - Pol3

## Description:

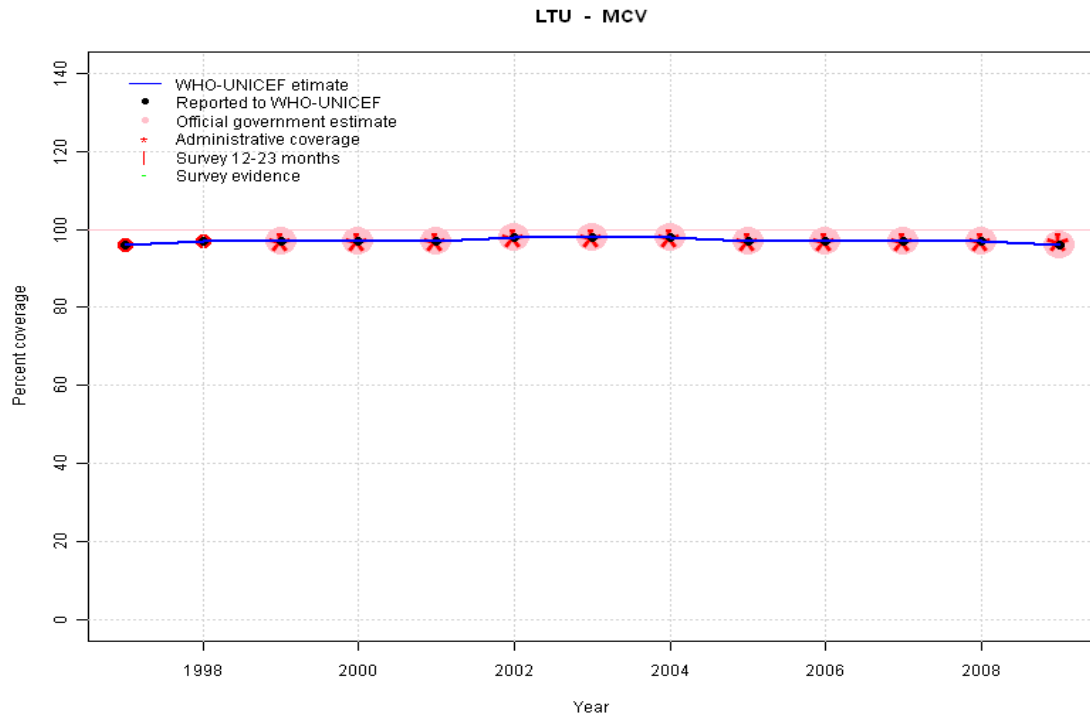


1997: Legacy estimate.  
 1998: Estimate based on reported data.  
 1999: Estimate based on reported data.  
 2000: Estimate based on reported data.  
 2001: Estimate based on reported data.  
 2002: Estimate based on reported data.  
 2003: Estimate based on reported data.  
 2004: Estimate based on reported data.  
 2005: Estimate based on reported data.  
 2006: Estimate based on reported data.  
 2007: Estimate based on reported data.  
 2008: Estimate based on reported data.  
 2009: Estimate based on reported data.

	1997	1998	1999	2000	2001	2002	2003	2004	2005	2006	2007	2008	2009
Estimate	95	88	88	92	97	97	91	90	93	94	95	96	98
Reported	95	88	88	92	97	97	91	90	93	94	95	96	98
Official	NA	NA	88	92	97	97	91	90	93	94	95	96	98
Administrative	NA	NA	88	90	97	97	91	97	93	94	95	96	97
Survey	NA	NA	NA	NA	NA	NA	NA	NA	NA	NA	NA	NA	NA

# Lithuania - MCV

## Description:

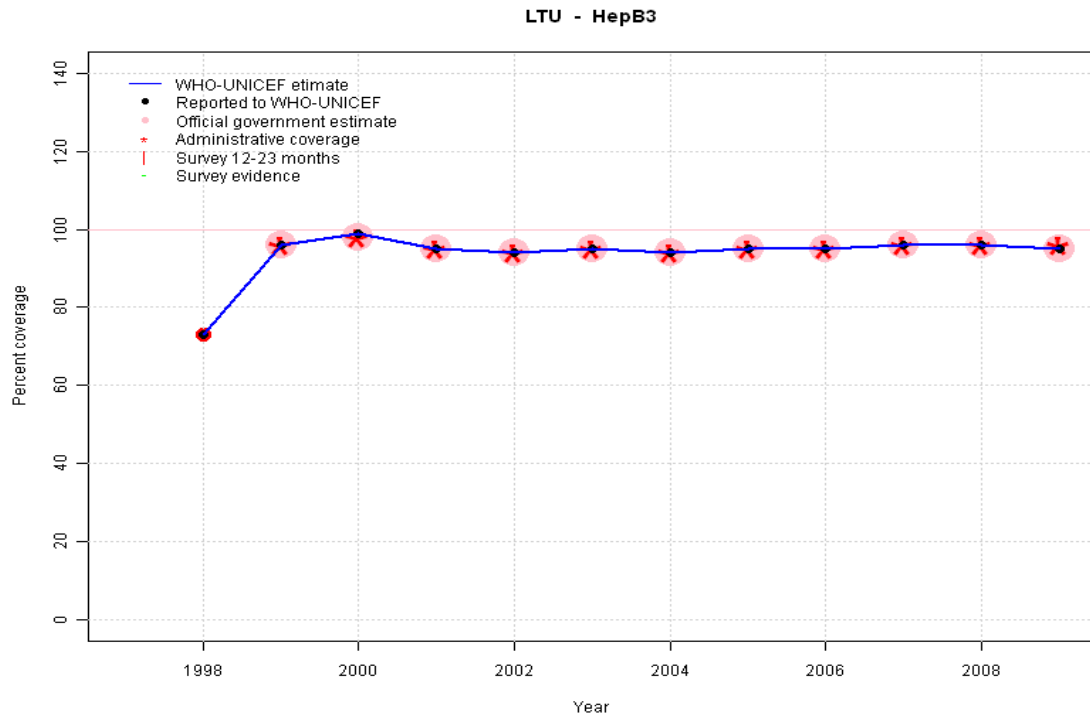


1997: Legacy estimate.  
 1998: Estimate based on reported data.  
 1999: Estimate based on reported data.  
 2000: Estimate based on reported data.  
 2001: Estimate based on reported data.  
 2002: Estimate based on reported data.  
 2003: Estimate based on reported data.  
 2004: Estimate based on reported data.  
 2005: Estimate based on reported data.  
 2006: Estimate based on reported data.  
 2007: Estimate based on reported data.  
 2008: Estimate based on reported data.  
 2009: Estimate based on reported data.

	1997	1998	1999	2000	2001	2002	2003	2004	2005	2006	2007	2008	2009
Estimate	96	97	97	97	97	98	98	98	97	97	97	97	96
Reported	96	97	97	97	97	98	98	98	97	97	97	97	96
Official	NA	NA	97	97	97	98	98	98	97	97	97	97	96
Administrative	NA	NA	97	97	97	98	98	98	97	97	97	97	97
Survey	NA	NA	NA	NA	NA	NA	NA	NA	NA	NA	NA	NA	NA

# Lithuania - HepB3

## Description:



1998: Estimate based on reported data. HepB introduced in 1998 Vaccine presentation is HepB .

1999: Estimate based on reported data.

2000: Estimate based on reported data.

2001: Estimate based on reported data.

2002: Estimate based on reported data.

2003: Estimate based on reported data.

2004: Estimate based on reported data.

2005: Estimate based on reported data.

2006: Estimate based on reported data.

2007: Estimate based on reported data.

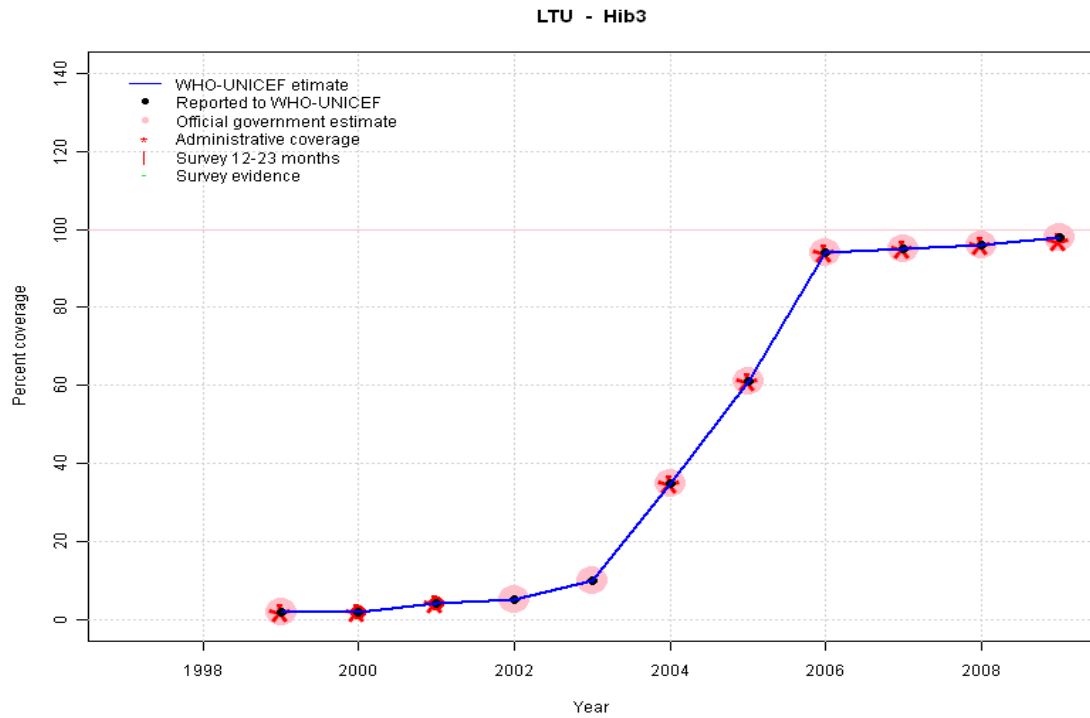
2008: Estimate based on reported data.

2009: Estimate based on reported data.

	1997	1998	1999	2000	2001	2002	2003	2004	2005	2006	2007	2008	2009
Estimate	NA	73	96	99	95	94	95	94	95	95	96	96	95
Reported	NA	73	96	99	95	94	95	94	95	95	96	96	95
Official	NA	NA	96	98	95	94	95	94	95	95	96	96	95
Administrative	NA	NA	96	98	95	94	95	94	95	95	96	96	96
Survey	NA	NA	NA	NA	NA	NA	NA	NA	NA	NA	NA	NA	NA

# Lithuania - Hib3

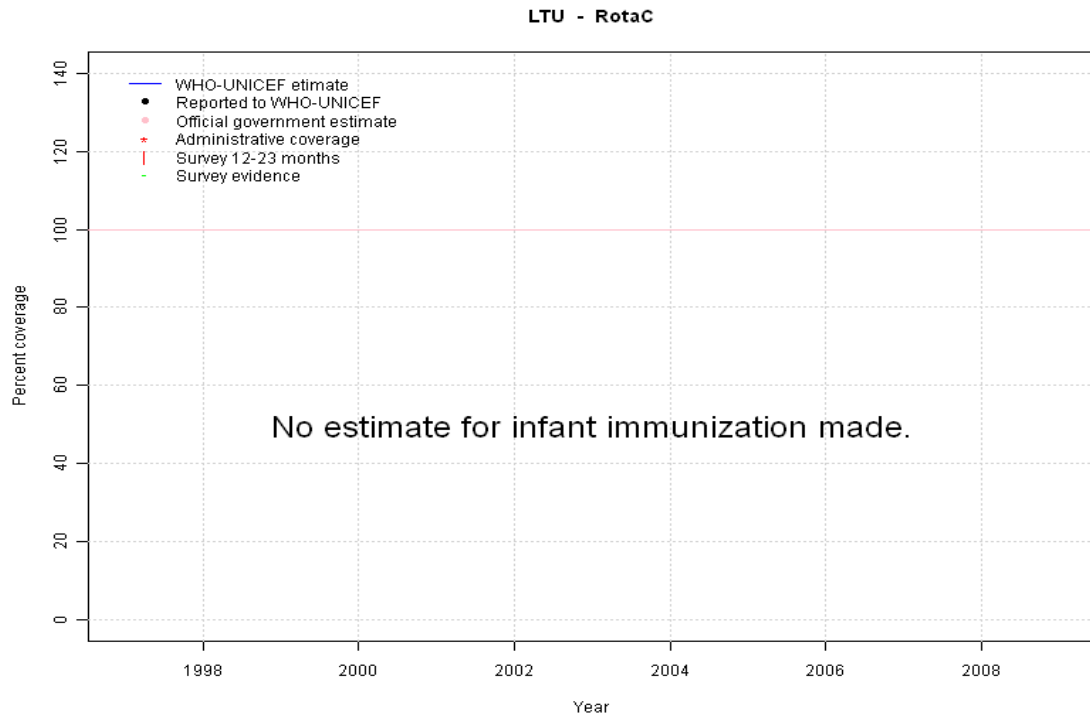
## Description:



- 1999: Estimate based on reported data. Hib introduced nationally in 1999  
ing started in 1999
- 2000: Estimate based on reported data.
- 2001: Estimate based on reported data.
- 2002: Estimate based on reported data.
- 2003: Estimate based on reported data.
- 2004: Estimate based on reported data.
- 2005: Estimate based on reported data.
- 2006: Estimate based on reported data.
- 2007: Estimate based on reported data.
- 2008: Estimate based on reported data.
- 2009: Estimate based on reported data.

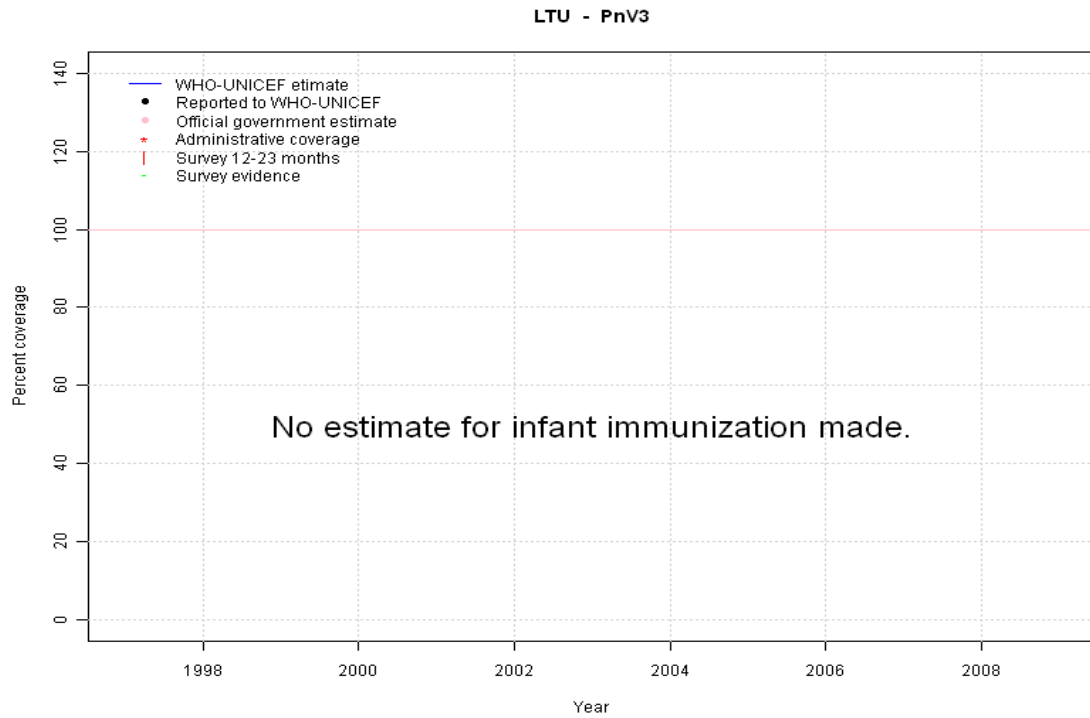
	1997	1998	1999	2000	2001	2002	2003	2004	2005	2006	2007	2008	2009
Estimate	NA	NA	2	2	4	5	10	35	61	94	95	96	98
Reported	NA	NA	2	2	4	5	10	35	61	94	95	96	98
Official	NA	NA	2	NA	NA	5	10	35	61	94	95	96	98
Administrative	NA	NA	2	2	4	NA	NA	35	61	94	95	96	97
Survey	NA	NA	NA	NA	NA	NA	NA	NA	NA	NA	NA	NA	NA

# Lithuania - RotaC



	1997	1998	1999	2000	2001	2002	2003	2004	2005	2006	2007	2008	2009
Estimate	NA	NA	NA	NA	NA	NA	NA	NA	NA	NA	NA	NA	NA
Reported	NA	NA	NA	NA	NA	NA	NA	NA	NA	NA	NA	NA	NA
Official	NA	NA	NA	NA	NA	NA	NA	NA	NA	NA	NA	NA	NA
Administrative	NA	NA	NA	NA	NA	NA	NA	NA	NA	NA	NA	NA	NA
Survey	NA	NA	NA	NA	NA	NA	NA	NA	NA	NA	NA	NA	NA

# Lithuania - PnV3



	1997	1998	1999	2000	2001	2002	2003	2004	2005	2006	2007	2008	2009
Estimate	NA	NA	NA	NA	NA	NA	NA	NA	NA	NA	NA	NA	NA
Reported	NA	NA	NA	NA	NA	NA	NA	NA	NA	NA	NA	NA	NA
Official	NA	NA	NA	NA	NA	NA	NA	NA	NA	NA	NA	NA	NA
Administrative	NA	NA	NA	NA	NA	NA	NA	NA	NA	NA	NA	NA	NA
Survey	NA	NA	NA	NA	NA	NA	NA	NA	NA	NA	NA	NA	NA

Further information and estimates for 1980-1996 are available at:

[http://www.childinfo.org/immunization\\_countryreports.html](http://www.childinfo.org/immunization_countryreports.html)

[http://www.who.int/immunization\\_monitoring/routine/immunization\\_coverage/en/index4.html](http://www.who.int/immunization_monitoring/routine/immunization_coverage/en/index4.html)