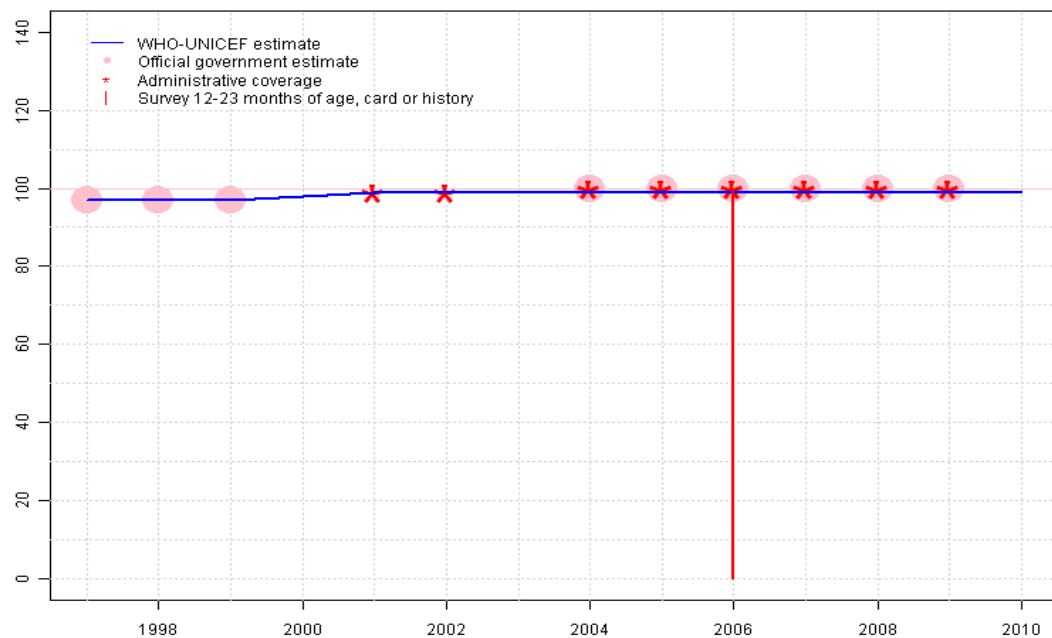


Libyan Arab Jamahiriya - BCG

LBY - BCG



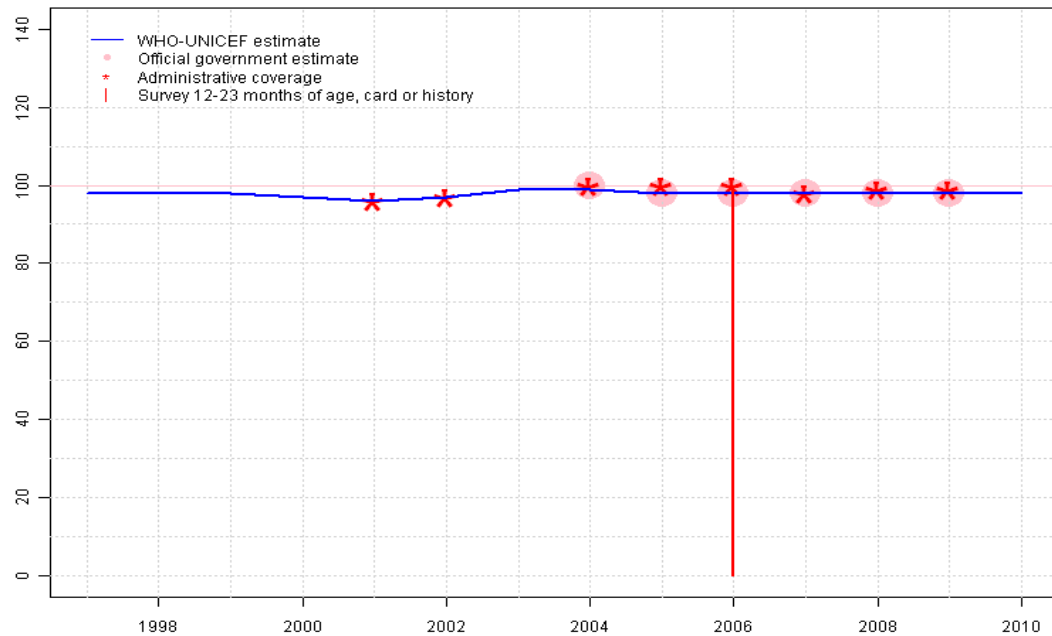
Description:

- 1997: Legacy estimate.
- 1998: Estimate based on reported data.
- 1999: Estimate based on reported data.
- 2000: Estimate based on interpolation between 1999 and 2001.
- 2001: Estimate based on reported data.
- 2002: Estimate based on reported data.
- 2003: Estimate based on interpolation between 2002 and 2004.
- 2004: Estimate based on reported data.
- 2005: Estimate based on reported data.
- 2006: Estimate based on reported data. 100 percent survey results supports reported data of 100 percent.
- 2007: Estimate based on reported data.
- 2008: Estimate based on reported data.
- 2009: Estimate based on reported data.
- 2010: Estimate based on extrapolation from 2009 value of 99 percent.

	1997	1998	1999	2000	2001	2002	2003	2004	2005	2006	2007	2008	2009	2010
Estimate	97	97	97	98	99	99	99	99	99	99	99	99	99	99
Official	97	97	97	NA	NA	NA	NA	100	100	100	100	100	100	NA
Administrative	NA	NA	NA	NA	99	99	NA	100	100	100	100	100	100	NA
Survey	NA	NA	NA	NA	NA	NA	NA	NA	NA	100	NA	NA	NA	NA

Libyan Arab Jamahiriya - DTP1

LBY - DTP1



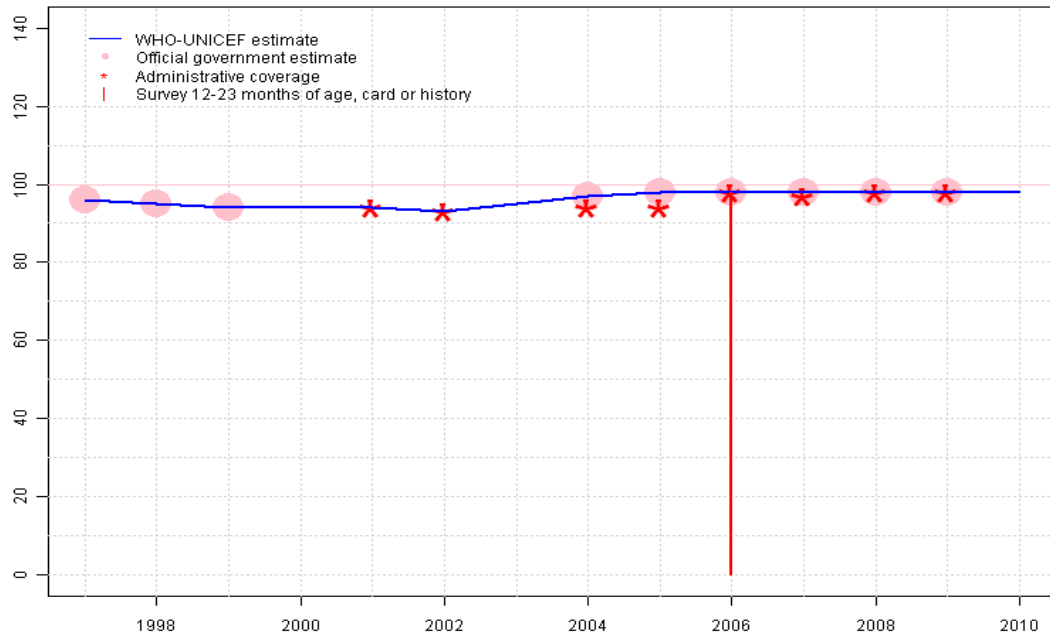
Description:

- 1997: Legacy estimate.
- 1998: No DTP1 data. Estimate based on DTP3 coverage of 95.
- 1999: No DTP1 data. Estimate based on DTP3 coverage of 94.
- 2000: Estimate based on interpolation between 1999 and 2001. Current estimate of 97 percent changed from previous revision value of 98 percent.
- 2001: Estimate based on reported data. Current estimate of 96 percent changed from previous revision value of 98 percent.
- 2002: Estimate based on reported data. Current estimate of 97 percent changed from previous revision value of 98 percent.
- 2003: Estimate based on interpolation between 2002 and 2004. Current estimate of 99 percent changed from previous revision value of 98 percent.
- 2004: Estimate based on reported data. Current estimate of 99 percent changed from previous revision value of 98 percent.
- 2005: Estimate based on reported data.
- 2006: Estimate based on reported data. 100 percent survey results supports reported data of 98 percent.
- 2007: Estimate based on reported data.
- 2008: Estimate based on reported data.
- 2009: Estimate based on reported data.
- 2010: Estimate based on extrapolation from 2009 value of 98 percent.

	1997	1998	1999	2000	2001	2002	2003	2004	2005	2006	2007	2008	2009	2010
Estimate	98	98	98	97	96	97	99	99	98	98	98	98	98	98
Official	NA	NA	NA	NA	NA	NA	NA	100	98	98	98	98	98	NA
Administrative	NA	NA	NA	NA	96	97	NA	100	100	100	98	99	99	NA
Survey	NA	NA	NA	NA	NA	NA	NA	NA	NA	100	NA	NA	NA	NA

Libyan Arab Jamahiriya - DTP3

LBY - DTP3



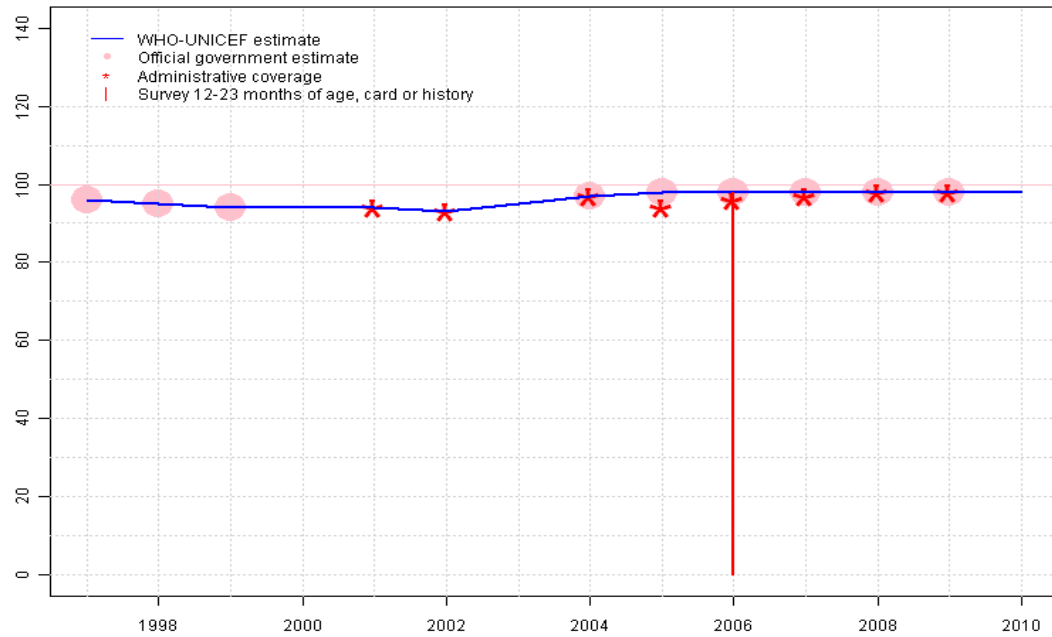
Description:

- 1997: Legacy estimate.
- 1998: Estimate based on reported data.
- 1999: Estimate based on reported data.
- 2000: Estimate based on interpolation between 1999 and 2001.
- 2001: Estimate based on reported data.
- 2002: Estimate based on reported data.
- 2003: Estimate based on interpolation between 2002 and 2004.
- 2004: Estimate based on reported data.
- 2005: Estimate based on reported data.
- 2006: Estimate based on reported data. 98 percent survey results supports reported data of 98 percent.
- 2007: Estimate based on reported data.
- 2008: Estimate based on reported data.
- 2009: Estimate based on reported data.
- 2010: Estimate based on extrapolation from 2009 value of 98 percent.

	1997	1998	1999	2000	2001	2002	2003	2004	2005	2006	2007	2008	2009	2010
Estimate	96	95	94	94	94	93	95	97	98	98	98	98	98	98
Official	96	95	94	NA	NA	NA	NA	97	98	98	98	98	98	NA
Administrative	NA	NA	NA	NA	94	93	NA	94	94	98	97	98	98	NA
Survey	NA	NA	NA	NA	NA	NA	NA	NA	NA	98	NA	NA	NA	NA

Libyan Arab Jamahiriya - Pol3

LBY - Pol3



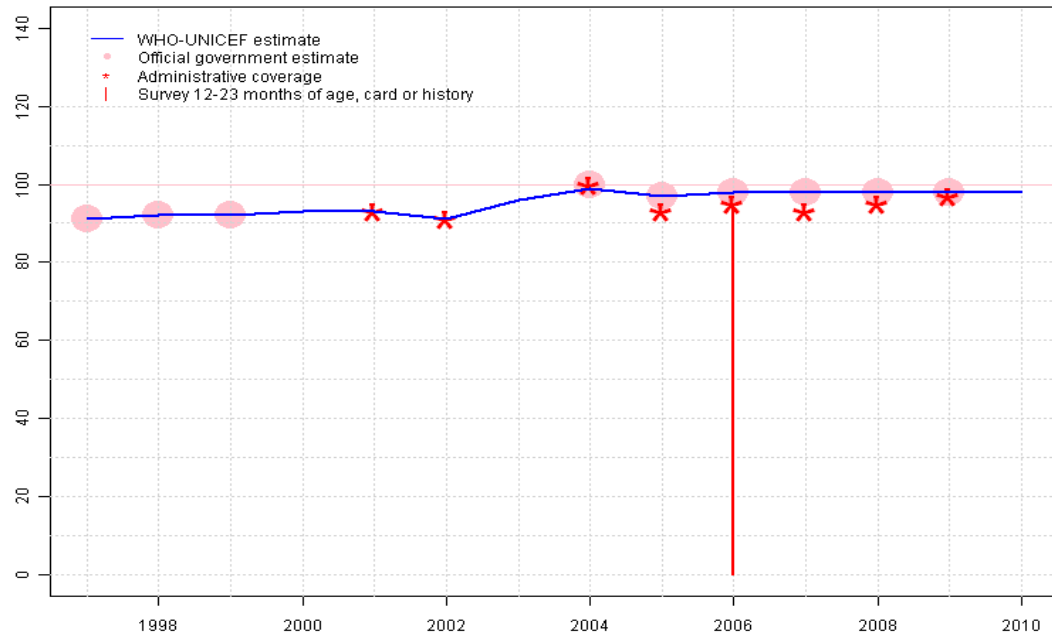
Description:

- 1997: Legacy estimate.
- 1998: Estimate based on reported data.
- 1999: Estimate based on reported data.
- 2000: Estimate based on interpolation between 1999 and 2001.
- 2001: Estimate based on reported data.
- 2002: Estimate based on reported data.
- 2003: Estimate based on interpolation between 2002 and 2004.
- 2004: Estimate based on reported data.
- 2005: Estimate based on reported data.
- 2006: Estimate based on reported data. 98 percent survey results supports reported data of 98 percent.
- 2007: Estimate based on reported data.
- 2008: Estimate based on reported data.
- 2009: Estimate based on reported data.
- 2010: Estimate based on extrapolation from 2009 value of 98 percent.

	1997	1998	1999	2000	2001	2002	2003	2004	2005	2006	2007	2008	2009	2010
Estimate	96	95	94	94	94	93	95	97	98	98	98	98	98	98
Official	96	95	94	NA	NA	NA	NA	97	98	98	98	98	98	NA
Administrative	NA	NA	NA	NA	94	93	NA	97	94	96	97	98	98	NA
Survey	NA	NA	NA	NA	NA	NA	NA	NA	NA	98	NA	NA	NA	NA

Libyan Arab Jamahiriya - MCV

LBY - MCV



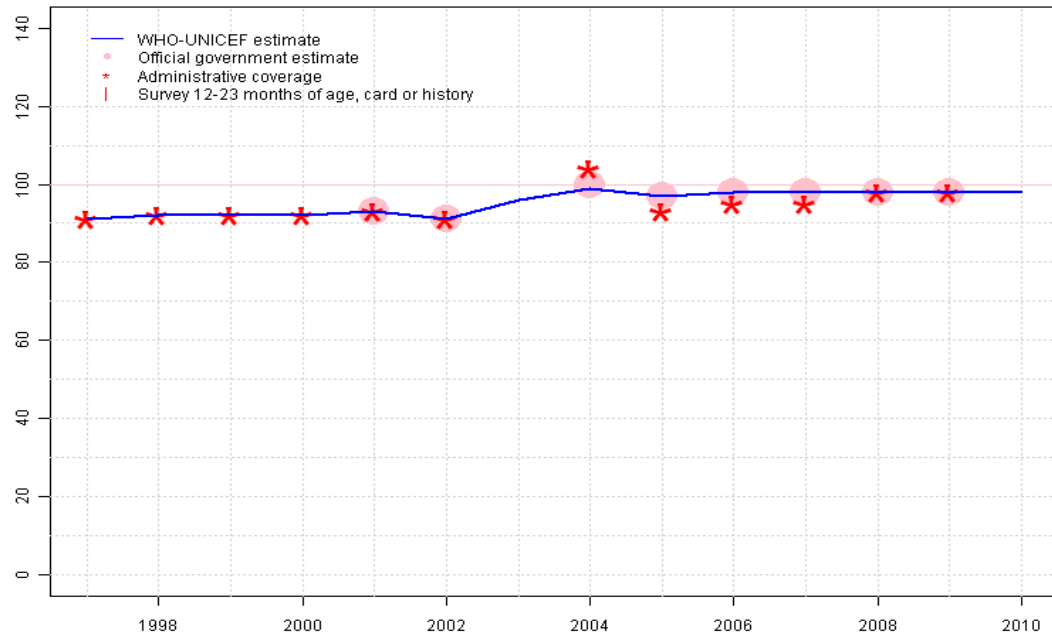
Description:

- 1997: Legacy estimate.
- 1998: Estimate based on reported data.
- 1999: Estimate based on reported data.
- 2000: Estimate based on interpolation between 1999 and 2001.
- 2001: Estimate based on reported data.
- 2002: Estimate based on reported data.
- 2003: Estimate based on interpolation between 2002 and 2004.
- 2004: Estimate based on reported data.
- 2005: Estimate based on reported data.
- 2006: Estimate based on reported data. 94 percent survey results supports reported data of 98 percent.
- 2007: Estimate based on reported data.
- 2008: Estimate based on reported data.
- 2009: Estimate based on reported data.
- 2010: Estimate based on extrapolation from 2009 value of 98 percent.

	1997	1998	1999	2000	2001	2002	2003	2004	2005	2006	2007	2008	2009	2010
Estimate	91	92	92	93	93	91	96	99	97	98	98	98	98	98
Official	91	92	92	NA	NA	NA	NA	100	97	98	98	98	98	NA
Administrative	NA	NA	NA	NA	93	91	NA	100	93	95	93	95	97	NA
Survey	NA	NA	NA	NA	NA	NA	NA	NA	NA	94	NA	NA	NA	NA

Libyan Arab Jamahiriya - HepB3

LBY - HepB3



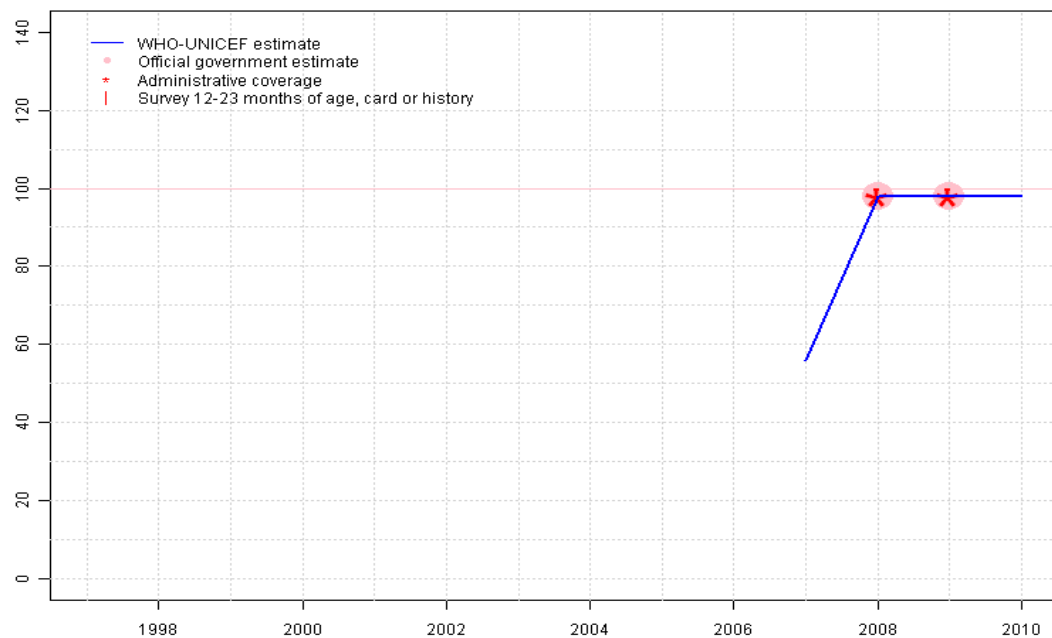
Description:

- 1997: Legacy estimate.
- 1998: Estimate based on reported data.
- 1999: Estimate based on reported data.
- 2000: Estimate based on reported data.
- 2001: Estimate based on reported data.
- 2002: Estimate based on reported data.
- 2003: Estimate based on interpolation between 2002 and 2004.
- 2004: Estimate based on reported data.
- 2005: Estimate based on reported data.
- 2006: Estimate based on reported data.
- 2007: Estimate based on reported data.
- 2008: Estimate based on reported data.
- 2009: Estimate based on reported data.
- 2010: Estimate based on extrapolation from 2009 value of 98 percent.

	1997	1998	1999	2000	2001	2002	2003	2004	2005	2006	2007	2008	2009	2010
Estimate	91	92	92	92	93	91	96	99	97	98	98	98	98	98
Official	NA	NA	NA	NA	93	91	NA	100	97	98	98	98	98	NA
Administrative	91	92	92	92	93	91	NA	104	93	95	95	98	98	NA
Survey	NA	NA	NA	NA	NA	NA	NA	NA	NA	NA	NA	NA	NA	NA

Libyan Arab Jamahiriya - Hib3

LBY - Hib3

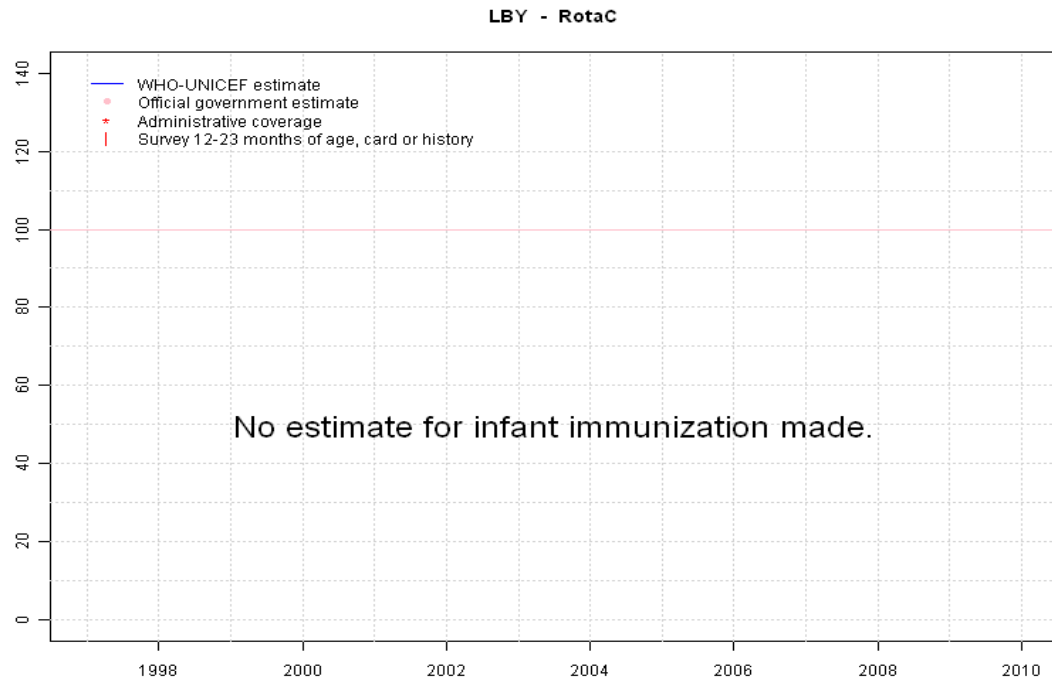


Description:

2007: Hib vaccine introduced in 2007. 94 percent coverage was achieved in 60 percent of the country. Hib introduced in 2007 Vaccine presentation is DTP-HepB-Hib.
 2008: Estimate based on reported data.
 2009: Estimate based on reported data.
 2010: Estimate based on extrapolation from 2009 value of 98 percent.

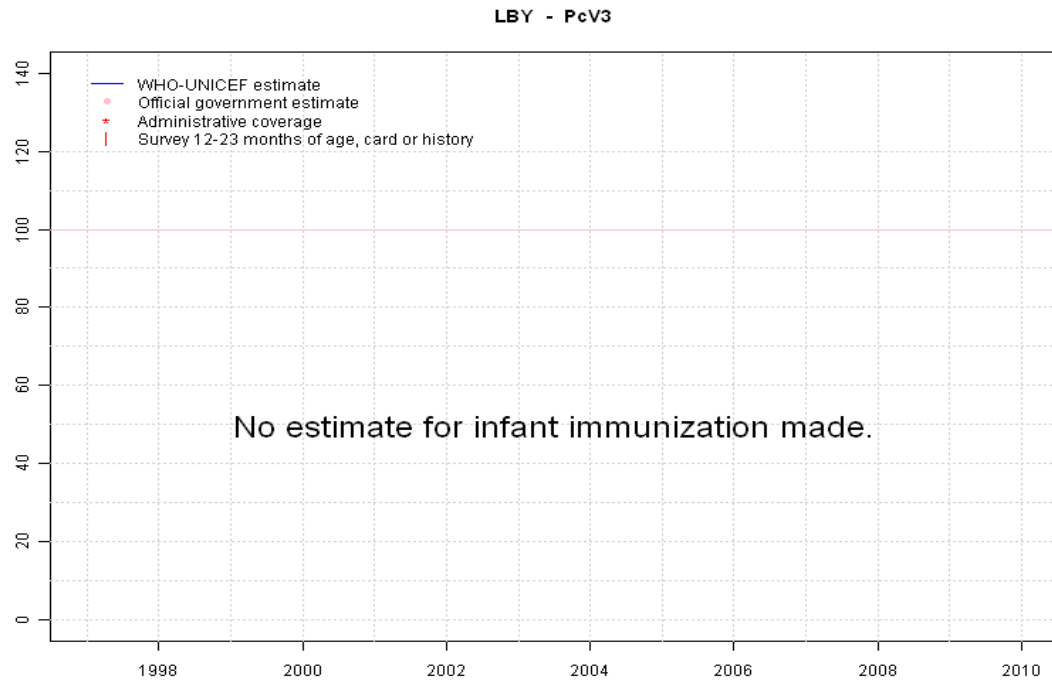
	1997	1998	1999	2000	2001	2002	2003	2004	2005	2006	2007	2008	2009	2010
Estimate	NA	NA	NA	NA	NA	NA	NA	NA	NA	NA	56	98	98	98
Official	NA	NA	NA	NA	NA	NA	NA	NA	NA	NA	NA	98	98	NA
Administrative	NA	NA	NA	NA	NA	NA	NA	NA	NA	NA	NA	98	98	NA
Survey	NA	NA	NA	NA	NA	NA	NA	NA	NA	NA	NA	NA	NA	NA

Libyan Arab Jamahiriya - RotaC



	1997	1998	1999	2000	2001	2002	2003	2004	2005	2006	2007	2008	2009	2010
Estimate	NA	NA	NA	NA	NA	NA	NA	NA	NA	NA	NA	NA	NA	NA
Official	NA	NA	NA	NA	NA	NA	NA	NA	NA	NA	NA	NA	NA	NA
Administrative	NA	NA	NA	NA	NA	NA	NA	NA	NA	NA	NA	NA	NA	NA
Survey	NA	NA	NA	NA	NA	NA	NA	NA	NA	NA	NA	NA	NA	NA

Libyan Arab Jamahiriya - PcV3



	1997	1998	1999	2000	2001	2002	2003	2004	2005	2006	2007	2008	2009	2010
Estimate	NA	NA	NA	NA	NA	NA	NA	NA	NA	NA	NA	NA	NA	NA
Official	NA	NA	NA	NA	NA	NA	NA	NA	NA	NA	NA	NA	NA	NA
Administrative	NA	NA	NA	NA	NA	NA	NA	NA	NA	NA	NA	NA	NA	NA
Survey	NA	NA	NA	NA	NA	NA	NA	NA	NA	NA	NA	NA	NA	NA

Libyan Arab Jamahiriya - survey details

2006 Libyan Arab Republic 2007 Family Health Survey

Vaccine	Confirmation method	Coverage	Age cohort	Sample	Cards seen
BCG	Card or History	100	12-23 m	11920	81
DTP1	Card or History	100	12-23 m	11920	81

DTP3	Card or History	98	12-23 m	11920	81
MCV	Card or History	94	12-23 m	11920	81
Pol1	Card or History	100	12-23 m	11920	81
Pol3	Card or History	98	12-23 m	11920	81

Further information and estimates for 1980-1996 are available at:

http://www.childinfo.org/immunization_countryreports.html

http://www.who.int/immunization_monitoring/routine/immunization_coverage/en/index4.html