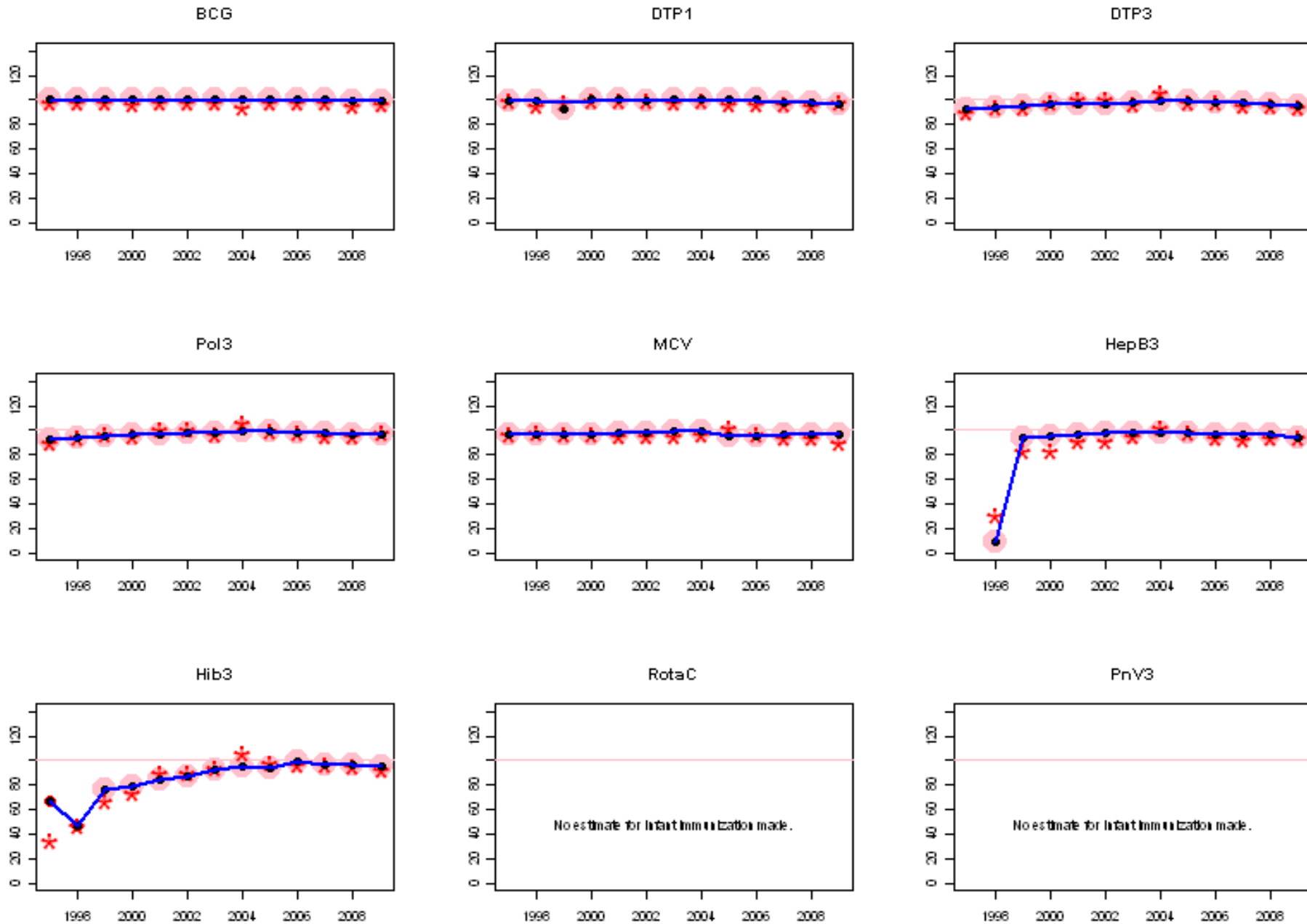
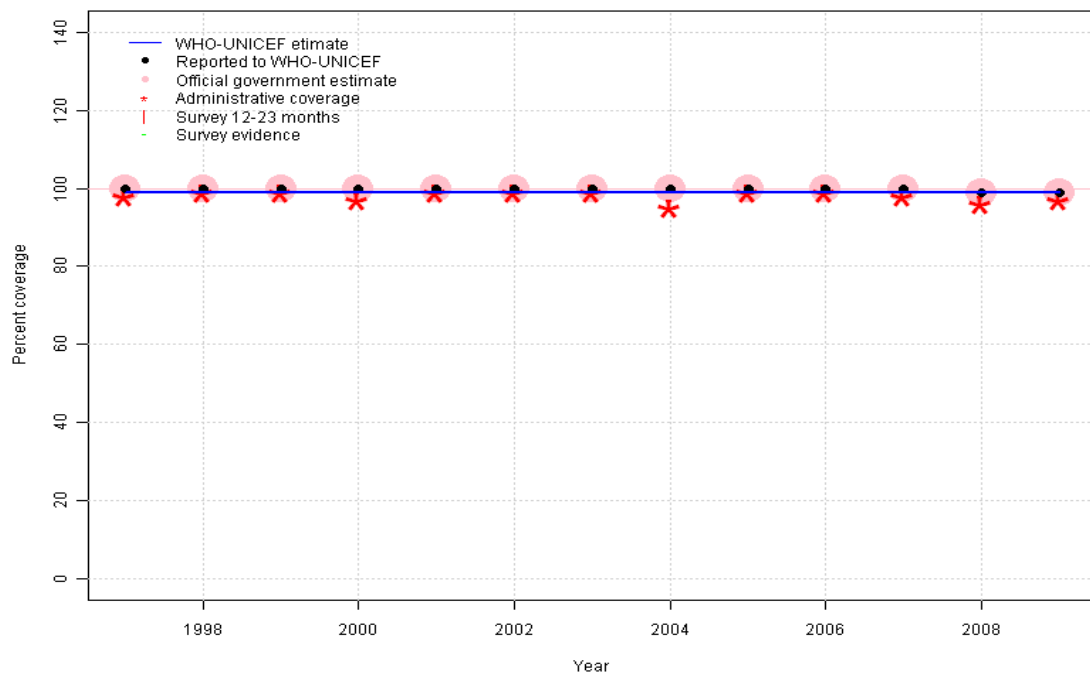


Latvia: WHO and UNICEF estimates of immunization coverage, 1997 - 2009



# Latvia - BCG

LVA - BCG



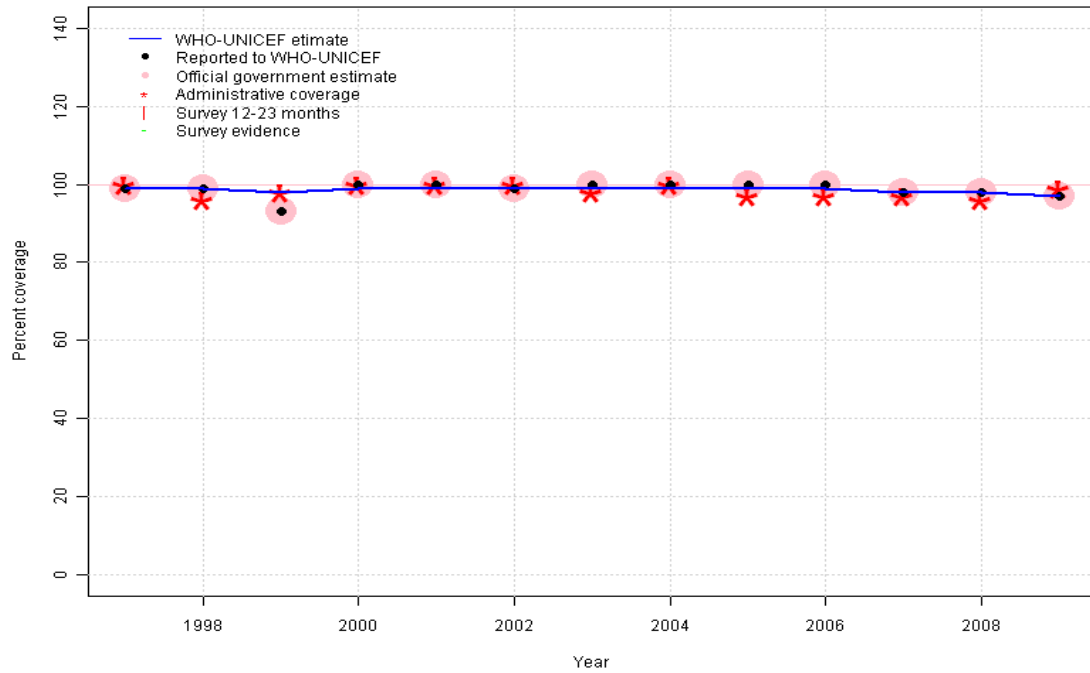
## Description:

- 1997: Legacy estimate.
- 1998: Estimate based on reported data.
- 1999: Estimate based on reported data.
- 2000: Estimate based on reported data.
- 2001: Estimate based on reported data.
- 2002: Estimate based on reported data.
- 2003: Estimate based on reported data.
- 2004: Estimate based on reported data.
- 2005: Estimate based on reported data.
- 2006: Estimate based on reported data.
- 2007: Estimate based on reported data.
- 2008: Estimate based on reported data.
- 2009: Estimate based on reported data.

|                | 1997 | 1998 | 1999 | 2000 | 2001 | 2002 | 2003 | 2004 | 2005 | 2006 | 2007 | 2008 | 2009 |
|----------------|------|------|------|------|------|------|------|------|------|------|------|------|------|
| Estimate       | 99   | 99   | 99   | 99   | 99   | 99   | 99   | 99   | 99   | 99   | 99   | 99   | 99   |
| Reported       | 100  | 100  | 100  | 100  | 100  | 100  | 100  | 100  | 100  | 100  | 100  | 99   | 99   |
| Official       | 100  | 100  | 100  | 100  | 100  | 100  | 100  | 100  | 100  | 100  | 100  | 99   | 99   |
| Administrative | 98   | 99   | 99   | 97   | 99   | 99   | 99   | 95   | 99   | 99   | 98   | 96   | 97   |
| Survey         | NA   | NA   | NA   | NA   | NA   | NA   | NA   | NA   | NA   | NA   | NA   | NA   | NA   |

# Latvia - DTP1

LVA - DTP1



## Description:

1997: Legacy estimate.

1998: Estimate based on reported data.

1999: Estimated DTP3 greater than estimated DTP1; DTP1 estimate based on the relationship between DTP1 and DTP3 from 282 surveys.

2000: Estimate based on reported data.

2001: Estimate based on reported data.

2002: Estimate based on reported data.

2003: Estimate based on reported data.

2004: Estimate based on reported data.

2005: Estimate based on reported data.

2006: Estimate based on reported data.

2007: Estimate based on reported data.

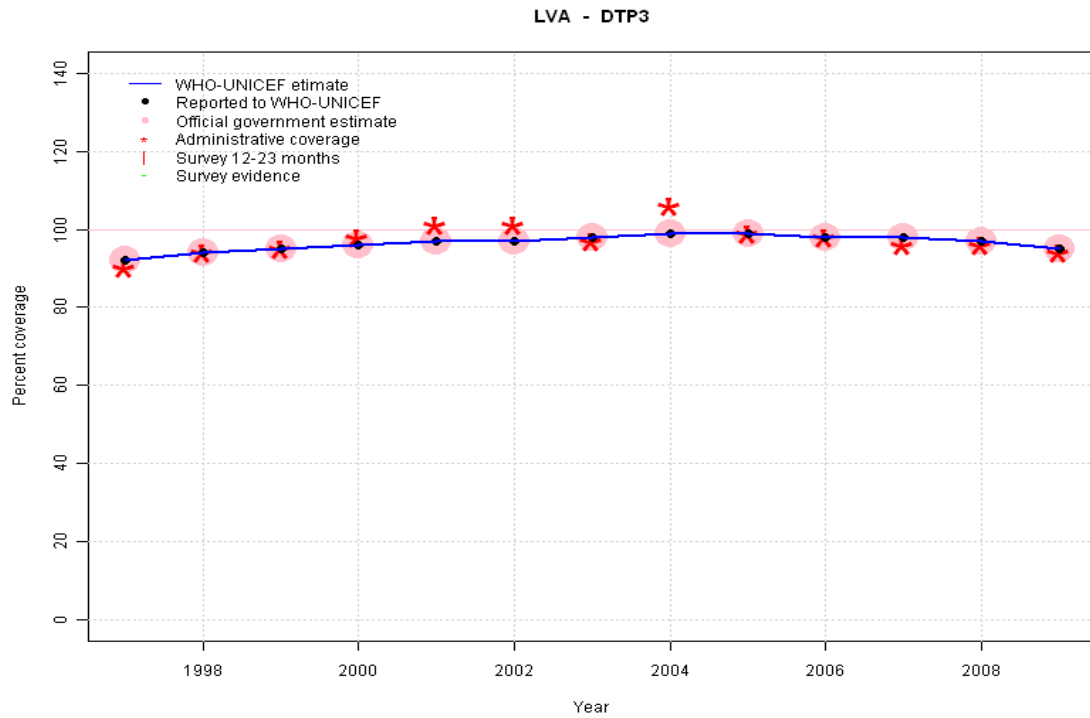
2008: Estimate based on reported data.

2009: Estimate based on reported data.

|                | 1997 | 1998 | 1999 | 2000 | 2001 | 2002 | 2003 | 2004 | 2005 | 2006 | 2007 | 2008 | 2009 |
|----------------|------|------|------|------|------|------|------|------|------|------|------|------|------|
| Estimate       | 99   | 99   | 98   | 99   | 99   | 99   | 99   | 99   | 99   | 99   | 98   | 98   | 97   |
| Reported       | 99   | 99   | 93   | 100  | 100  | 99   | 100  | 100  | 100  | 100  | 98   | 98   | 97   |
| Official       | 99   | 99   | 93   | 100  | 100  | 99   | 100  | 100  | 100  | 100  | 98   | 98   | 97   |
| Administrative | 100  | 96   | 98   | 100  | 100  | 100  | 98   | 100  | 97   | 97   | 97   | 96   | 99   |
| Survey         | NA   | NA   | NA   | NA   | NA   | NA   | NA   | NA   | NA   | NA   | NA   | NA   | NA   |

# Latvia - DTP3

## Description:

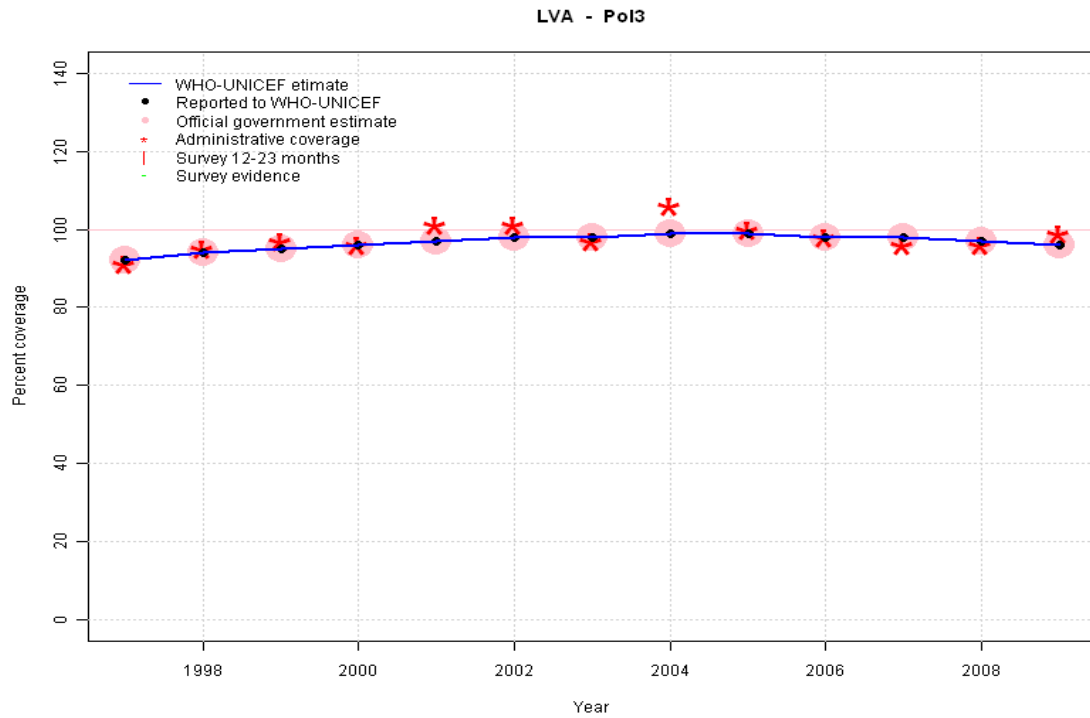


- 1997: Legacy estimate.
- 1998: Estimate based on reported data.
- 1999: Estimate based on reported data.
- 2000: Estimate based on reported data.
- 2001: Estimate based on reported data.
- 2002: Estimate based on reported data.
- 2003: Estimate based on reported data.
- 2004: Estimate based on reported data.
- 2005: Estimate based on reported data.
- 2006: Estimate based on reported data.
- 2007: Estimate based on reported data.
- 2008: Estimate based on reported data.
- 2009: Estimate based on reported data.

|                | 1997 | 1998 | 1999 | 2000 | 2001 | 2002 | 2003 | 2004 | 2005 | 2006 | 2007 | 2008 | 2009 |
|----------------|------|------|------|------|------|------|------|------|------|------|------|------|------|
| Estimate       | 92   | 94   | 95   | 96   | 97   | 97   | 98   | 99   | 99   | 98   | 98   | 97   | 95   |
| Reported       | 92   | 94   | 95   | 96   | 97   | 97   | 98   | 99   | 99   | 98   | 98   | 97   | 95   |
| Official       | 92   | 94   | 95   | 96   | 97   | 97   | 98   | 99   | 99   | 98   | 98   | 97   | 95   |
| Administrative | 90   | 94   | 95   | 98   | 101  | 101  | 97   | 106  | 99   | 98   | 96   | 96   | 94   |
| Survey         | NA   | NA   | NA   | NA   | NA   | NA   | NA   | NA   | NA   | NA   | NA   | NA   | NA   |

# Latvia - Pol3

## Description:

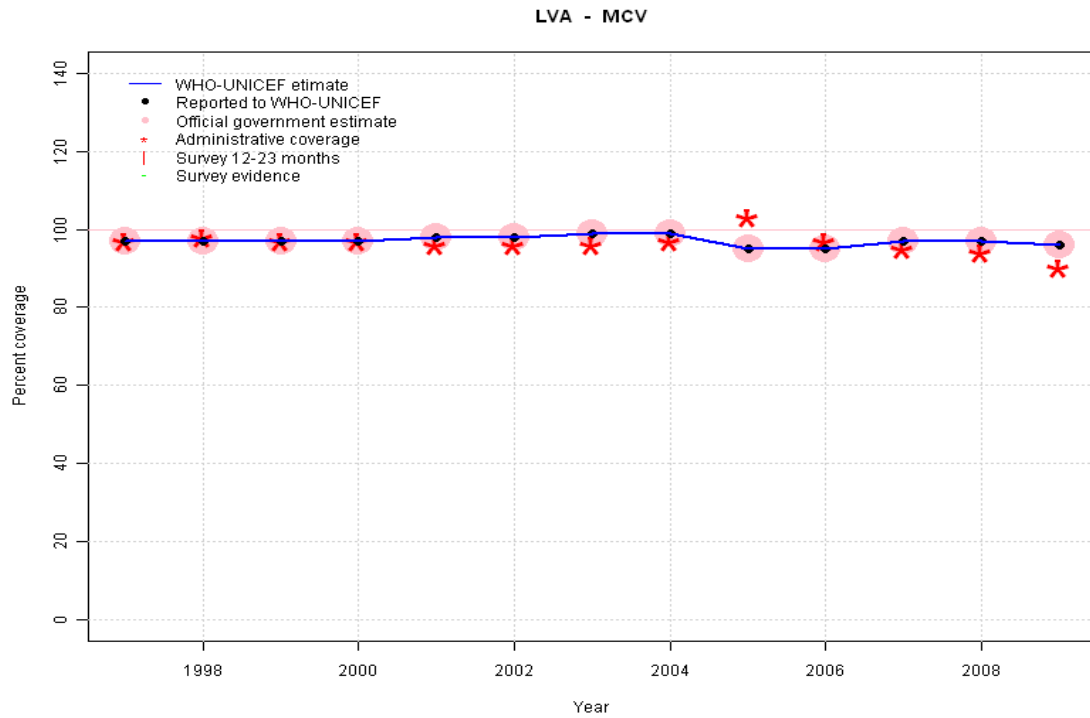


1997: Legacy estimate.  
 1998: Estimate based on reported data.  
 1999: Estimate based on reported data.  
 2000: Estimate based on reported data.  
 2001: Estimate based on reported data.  
 2002: Estimate based on reported data.  
 2003: Estimate based on reported data.  
 2004: Estimate based on reported data.  
 2005: Estimate based on reported data.  
 2006: Estimate based on reported data.  
 2007: Estimate based on reported data.  
 2008: Estimate based on reported data.  
 2009: Estimate based on reported data.

|                | 1997 | 1998 | 1999 | 2000 | 2001 | 2002 | 2003 | 2004 | 2005 | 2006 | 2007 | 2008 | 2009 |
|----------------|------|------|------|------|------|------|------|------|------|------|------|------|------|
| Estimate       | 92   | 94   | 95   | 96   | 97   | 98   | 98   | 99   | 99   | 98   | 98   | 97   | 96   |
| Reported       | 92   | 94   | 95   | 96   | 97   | 98   | 98   | 99   | 99   | 98   | 98   | 97   | 96   |
| Official       | 92   | 94   | 95   | 96   | 97   | 98   | 98   | 99   | 99   | 98   | 98   | 97   | 96   |
| Administrative | 91   | 95   | 97   | 96   | 101  | 101  | 97   | 106  | 100  | 98   | 96   | 96   | 99   |
| Survey         | NA   | NA   | NA   | NA   | NA   | NA   | NA   | NA   | NA   | NA   | NA   | NA   | NA   |

# Latvia - MCV

## Description:



1997: Legacy estimate.  
 1998: Estimate based on reported data.  
 1999: Estimate based on reported data.  
 2000: Estimate based on reported data.  
 2001: Estimate based on reported data.  
 2002: Estimate based on reported data.  
 2003: Estimate based on reported data.  
 2004: Estimate based on reported data.  
 2005: Estimate based on reported data.  
 2006: Estimate based on reported data.  
 2007: Estimate based on reported data.  
 2008: Estimate based on reported data.  
 2009: Estimate based on reported data.

|                | 1997 | 1998 | 1999 | 2000 | 2001 | 2002 | 2003 | 2004 | 2005 | 2006 | 2007 | 2008 | 2009 |
|----------------|------|------|------|------|------|------|------|------|------|------|------|------|------|
| Estimate       | 97   | 97   | 97   | 97   | 98   | 98   | 99   | 99   | 95   | 95   | 97   | 97   | 96   |
| Reported       | 97   | 97   | 97   | 97   | 98   | 98   | 99   | 99   | 95   | 95   | 97   | 97   | 96   |
| Official       | 97   | 97   | 97   | 97   | 98   | 98   | 99   | 99   | 95   | 95   | 97   | 97   | 96   |
| Administrative | 97   | 98   | 97   | 97   | 96   | 96   | 96   | 97   | 103  | 97   | 95   | 94   | 90   |
| Survey         | NA   | NA   | NA   | NA   | NA   | NA   | NA   | NA   | NA   | NA   | NA   | NA   | NA   |

# Latvia - HepB3

## Description:

1998: Estimate based on reported data. HepB introduced in 1997. Reporting started in 1998. Vaccine presentation is HepB .

1999: Estimate based on reported data.

2000: Estimate based on reported data.

2001: Estimate based on reported data.

2002: Estimate based on reported data.

2003: Estimate based on reported data.

2004: Estimate based on reported data.

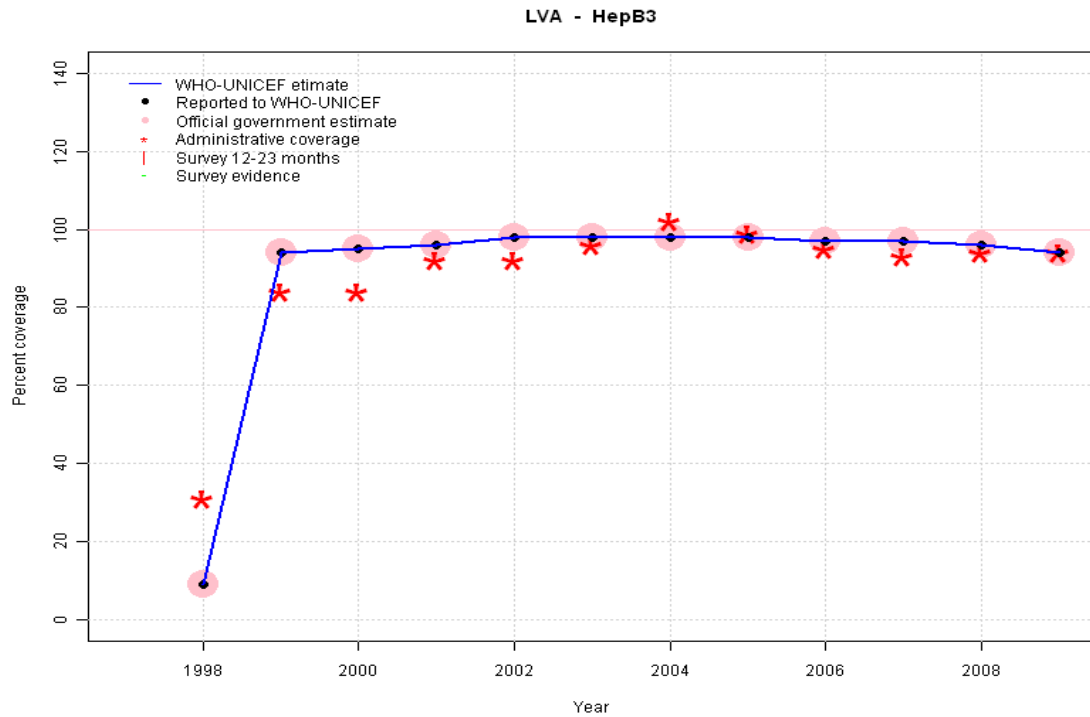
2005: Estimate based on reported data.

2006: Estimate based on reported data.

2007: Estimate based on reported data.

2008: Estimate based on reported data.

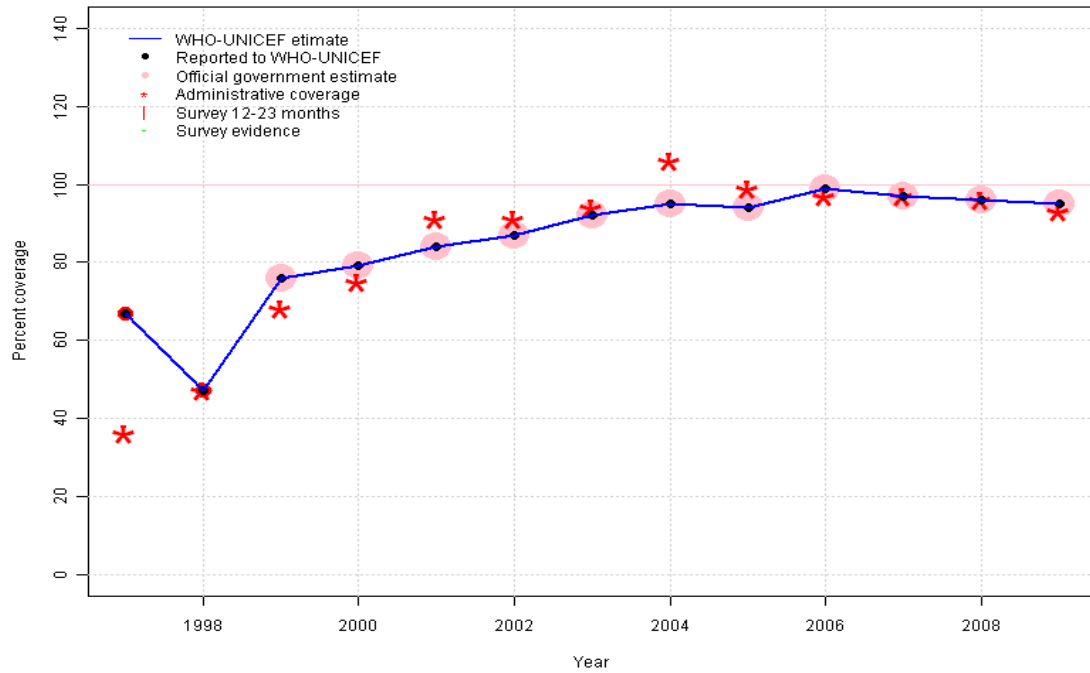
2009: Estimate based on reported data.



|                | 1997 | 1998 | 1999 | 2000 | 2001 | 2002 | 2003 | 2004 | 2005 | 2006 | 2007 | 2008 | 2009 |
|----------------|------|------|------|------|------|------|------|------|------|------|------|------|------|
| Estimate       | NA   | 9    | 94   | 95   | 96   | 98   | 98   | 98   | 98   | 97   | 97   | 96   | 94   |
| Reported       | NA   | 9    | 94   | 95   | 96   | 98   | 98   | 98   | 98   | 97   | 97   | 96   | 94   |
| Official       | NA   | 9    | 94   | 95   | 96   | 98   | 98   | 98   | 98   | 97   | 97   | 96   | 94   |
| Administrative | NA   | 31   | 84   | 84   | 92   | 92   | 96   | 102  | 99   | 95   | 93   | 94   | 94   |
| Survey         | NA   | NA   | NA   | NA   | NA   | NA   | NA   | NA   | NA   | NA   | NA   | NA   | NA   |

# Latvia - Hib3

LVA - Hib3



## Description:

1997: Legacy estimate.

1998: Estimate based on reported data. Decline associated with supply problems during introduction.

1999: Estimate based on reported data.

2000: Estimate based on reported data.

2001: Estimate based on reported data.

2002: Estimate based on reported data.

2003: Estimate based on reported data.

2004: Estimate based on reported data.

2005: Estimate based on reported data.

2006: Estimate based on reported data.

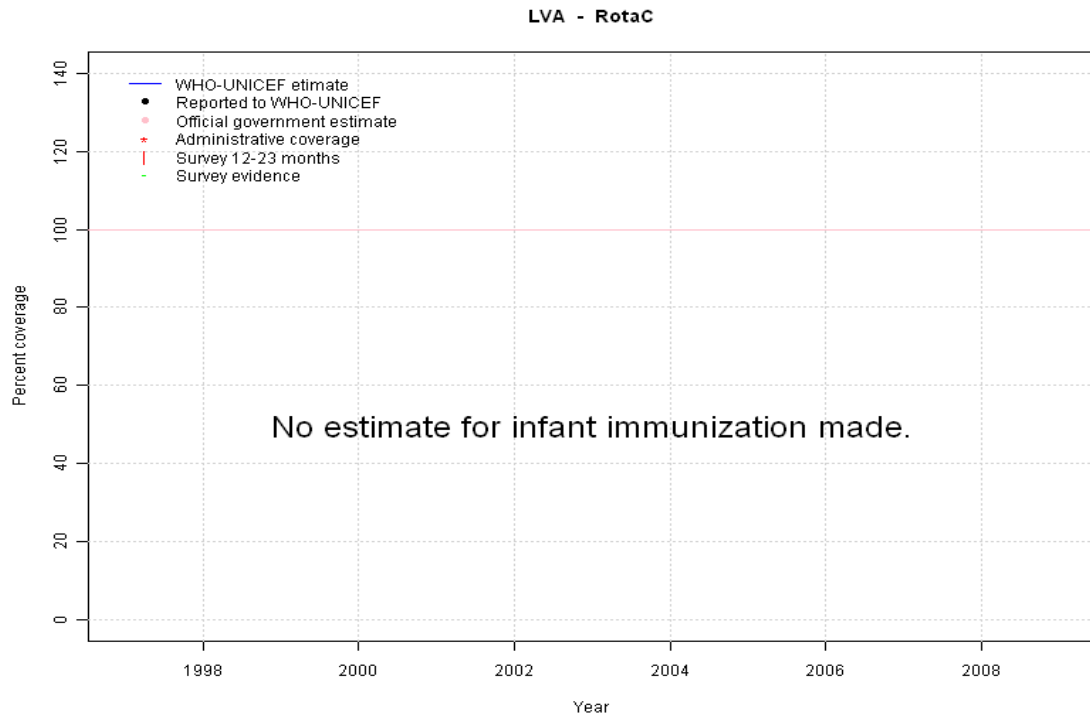
2007: Estimate based on reported data.

2008: Estimate based on reported data.

2009: Estimate based on reported data.

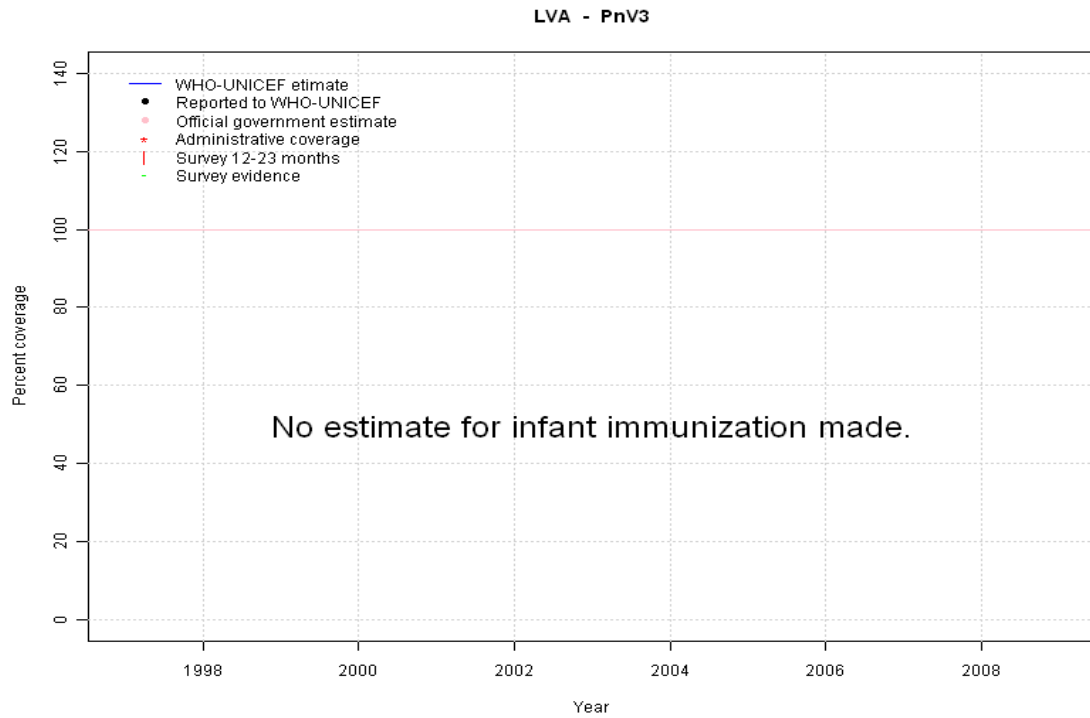
|                | 1997 | 1998 | 1999 | 2000 | 2001 | 2002 | 2003 | 2004 | 2005 | 2006 | 2007 | 2008 | 2009 |
|----------------|------|------|------|------|------|------|------|------|------|------|------|------|------|
| Estimate       | 67   | 47   | 76   | 79   | 84   | 87   | 92   | 95   | 94   | 99   | 97   | 96   | 95   |
| Reported       | 67   | 47   | 76   | 79   | 84   | 87   | 92   | 95   | 94   | 99   | 97   | 96   | 95   |
| Official       | NA   | NA   | 76   | 79   | 84   | 87   | 92   | 95   | 94   | 99   | 97   | 96   | 95   |
| Administrative | 36   | 47   | 68   | 75   | 91   | 91   | 94   | 106  | 99   | 97   | 97   | 96   | 93   |
| Survey         | NA   | NA   | NA   | NA   | NA   | NA   | NA   | NA   | NA   | NA   | NA   | NA   | NA   |

# Latvia - RotaC



|                | 1997 | 1998 | 1999 | 2000 | 2001 | 2002 | 2003 | 2004 | 2005 | 2006 | 2007 | 2008 | 2009 |
|----------------|------|------|------|------|------|------|------|------|------|------|------|------|------|
| Estimate       | NA   | NA   | NA   | NA   | NA   | NA   | NA   | NA   | NA   | NA   | NA   | NA   | NA   |
| Reported       | NA   | NA   | NA   | NA   | NA   | NA   | NA   | NA   | NA   | NA   | NA   | NA   | NA   |
| Official       | NA   | NA   | NA   | NA   | NA   | NA   | NA   | NA   | NA   | NA   | NA   | NA   | NA   |
| Administrative | NA   | NA   | NA   | NA   | NA   | NA   | NA   | NA   | NA   | NA   | NA   | NA   | NA   |
| Survey         | NA   | NA   | NA   | NA   | NA   | NA   | NA   | NA   | NA   | NA   | NA   | NA   | NA   |

# Latvia - PnV3



|                | 1997 | 1998 | 1999 | 2000 | 2001 | 2002 | 2003 | 2004 | 2005 | 2006 | 2007 | 2008 | 2009 |
|----------------|------|------|------|------|------|------|------|------|------|------|------|------|------|
| Estimate       | NA   | NA   | NA   | NA   | NA   | NA   | NA   | NA   | NA   | NA   | NA   | NA   | NA   |
| Reported       | NA   | NA   | NA   | NA   | NA   | NA   | NA   | NA   | NA   | NA   | NA   | NA   | NA   |
| Official       | NA   | NA   | NA   | NA   | NA   | NA   | NA   | NA   | NA   | NA   | NA   | NA   | NA   |
| Administrative | NA   | NA   | NA   | NA   | NA   | NA   | NA   | NA   | NA   | NA   | NA   | NA   | NA   |
| Survey         | NA   | NA   | NA   | NA   | NA   | NA   | NA   | NA   | NA   | NA   | NA   | NA   | NA   |

Further information and estimates for 1980-1996 are available at:

[http://www.childinfo.org/immunization\\_countryreports.html](http://www.childinfo.org/immunization_countryreports.html)

[http://www.who.int/immunization\\_monitoring/routine/immunization\\_coverage/en/index4.html](http://www.who.int/immunization_monitoring/routine/immunization_coverage/en/index4.html)