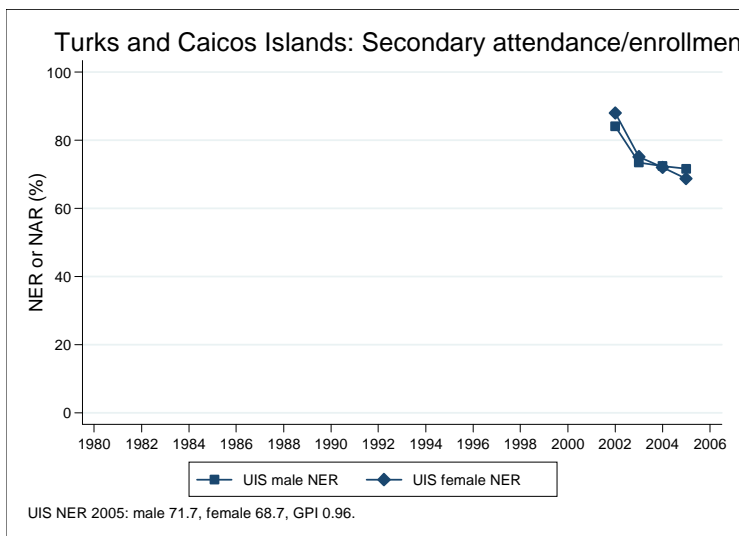
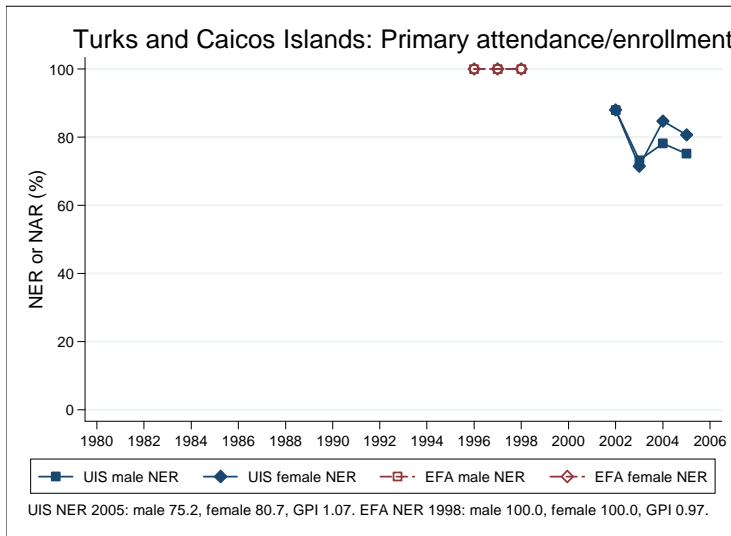
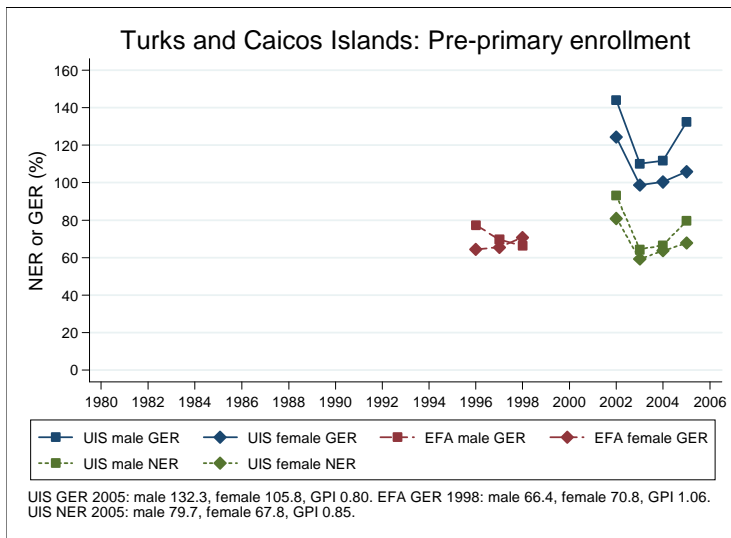
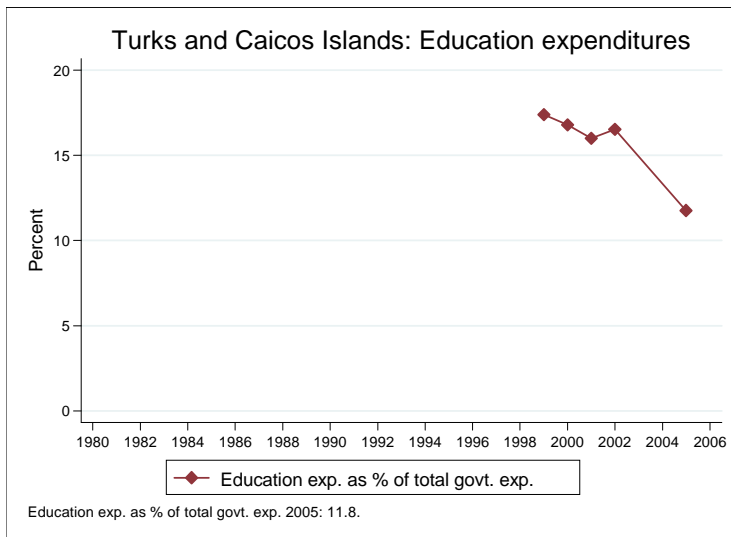
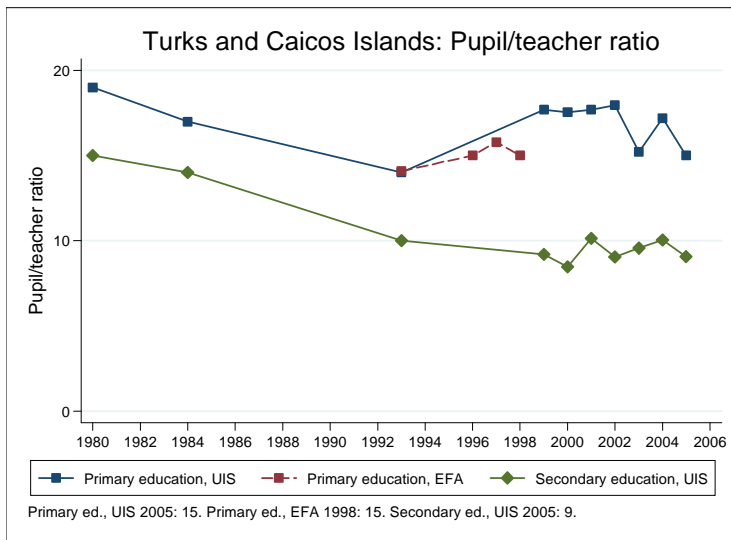
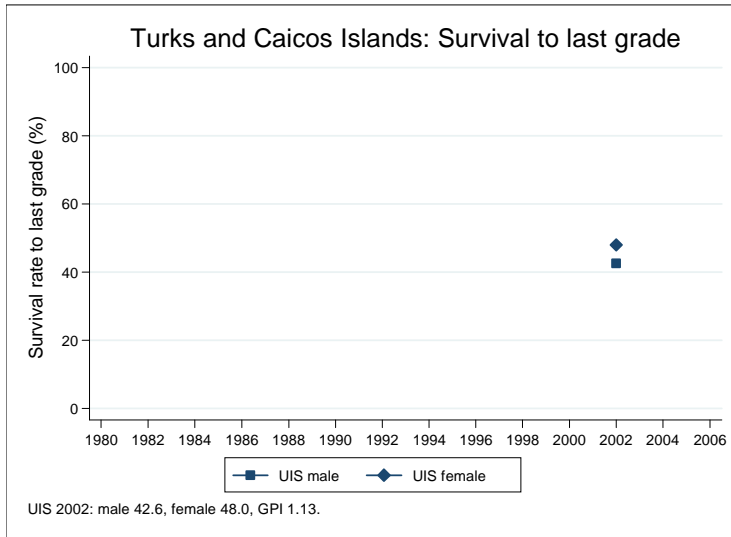


## Education statistics: Turks and Caicos Islands

UNICEF, Division of Policy and Practice, Statistics and Monitoring Section, www.childinfo.org, May 2008





## Administrative data: UNESCO Institute for Statistics

### Turks and Caicos Islands

<b>Population (1,000)</b>			
	<b>Total</b>	<b>Male</b>	<b>Female</b>
Preschool age, 2005	1	0	0
Primary school age, 2005	2	1	1
Secondary school age, 2005	2	1	1
Total population, all ages			
<b>Official school age (years)</b>			
	<b>Entrance age</b>	<b>Graduation age</b>	<b>Duration</b>
Preschool, 2005	4	5	2
Primary school, 2005	6	11	6
Secondary school, 2005	12	16	5
Compulsory education, 2005	4	16	13
<b>Net enrolment ratio (%)</b>			
	<b>Total</b>	<b>Male</b>	<b>Female</b>
Preschool NER, 2005	73.4	79.7	67.8
Primary school NER, 2005	78.0	75.2	80.7
Secondary school NER, 2005	70.2	71.7	68.7
<b>Gross enrolment ratio (%)</b>			
	<b>Total</b>	<b>Male</b>	<b>Female</b>
Preschool GER, 2005	118.4	132.3	105.8
Primary school GER, 2005	89.8	88.0	91.6
Secondary school GER, 2005	86.0	88.7	83.2
<b>Entrance and transition (%)</b>			
	<b>Total</b>	<b>Male</b>	<b>Female</b>
Primary net intake rate, 2005	54.2	57.3	51.4
Primary gross intake rate, 2005	83.3	83.0	83.6
Primary entrants with ECCE, 2005	100.3	100.6	100.0
Transition rate primary-secondary, 2004	87.5	83.8	92.0
<b>Repetition and completion</b>			
	<b>Total</b>	<b>Male</b>	<b>Female</b>
Primary repetition rate (%), 2005	2.9	3.2	2.6
Secondary repetition rate (%), 2005	1.9	1.4	2.4
Survival rate to grade 5 (%), 2002	45.9	41.8	51.4
Survival rate to last primary grade (%), 2002	44.8	42.6	48.0
Primary completion rate (%), 2005	91.7	92.9	90.6
School life expectancy (years), 2005	9.7	9.8	9.7
<b>Teaching staff</b>			
	<b>Pupil/teacher ratio</b>	<b>% trained teachers</b>	<b>% female teachers</b>
Preschool, 2005	12.4	75.9	95.4
Primary school, 2005	15.0	82.4	89.2
Secondary school, 2005	9.1	100.0	61.8
<b>Public expenditure per student as % of GDP per capita</b>			
Primary school			
Secondary school			
<b>Total public expenditure on education</b>			
As % of GDP			
As % of total government expenditure, 2005	11.8		

#### Data sources:

*Population:* United Nations Population Division, *World Population Prospects: The 2006 Revision*, March 2007.

*Education:* UNESCO Institute for Statistics, Data Centre, <http://stats.uis.unesco.org/unesco/ReportFolders/ReportFolders.aspx>, January 2008.