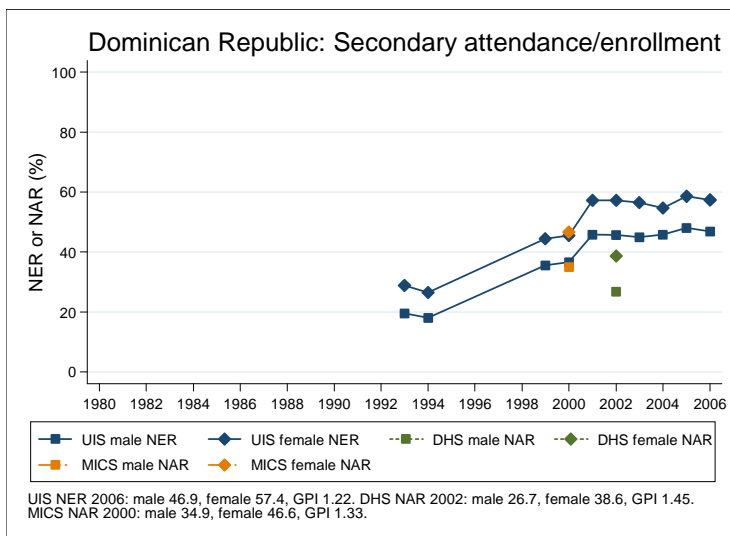
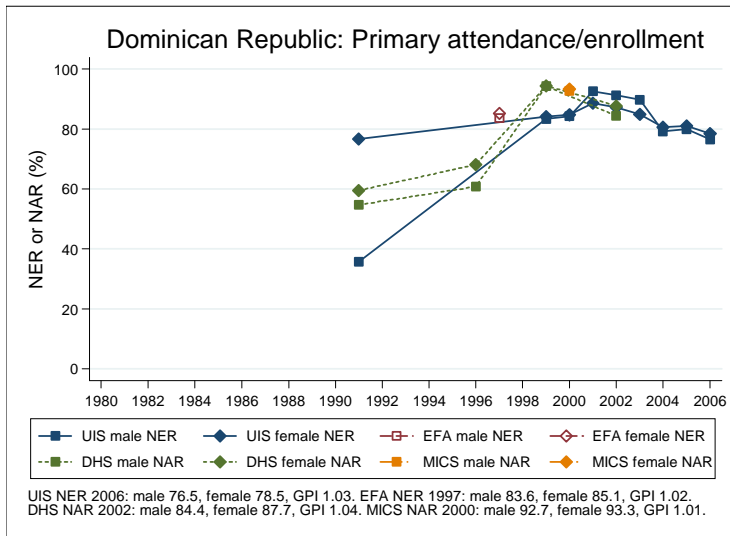
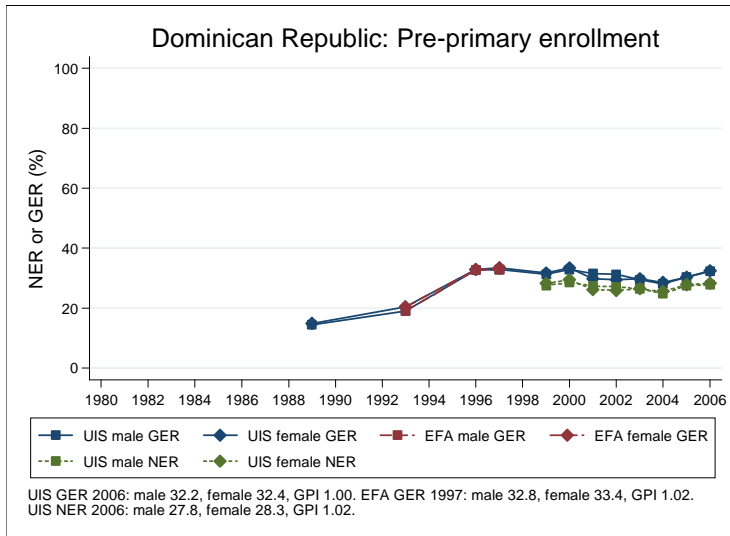
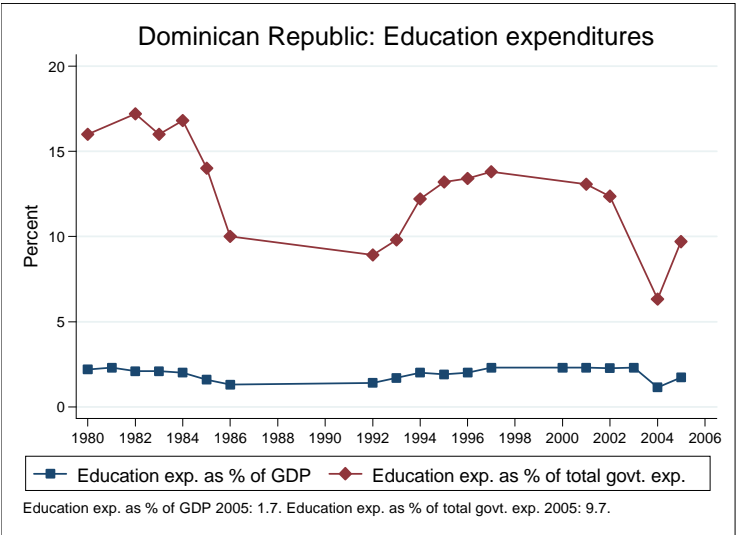
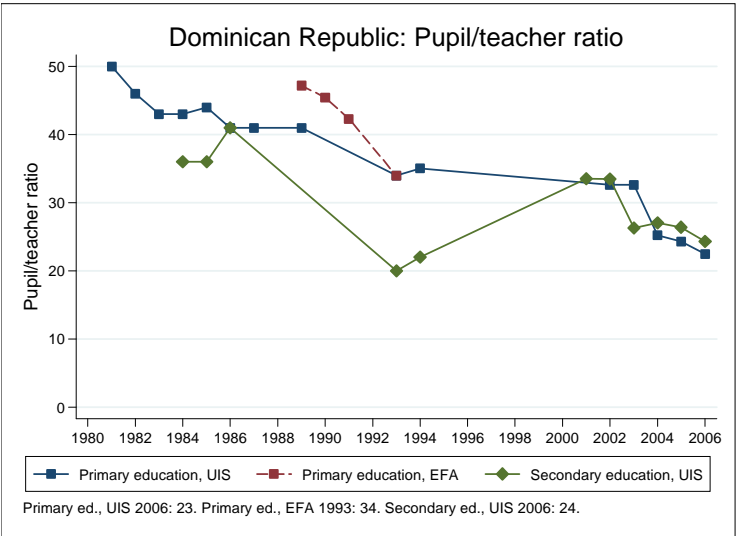
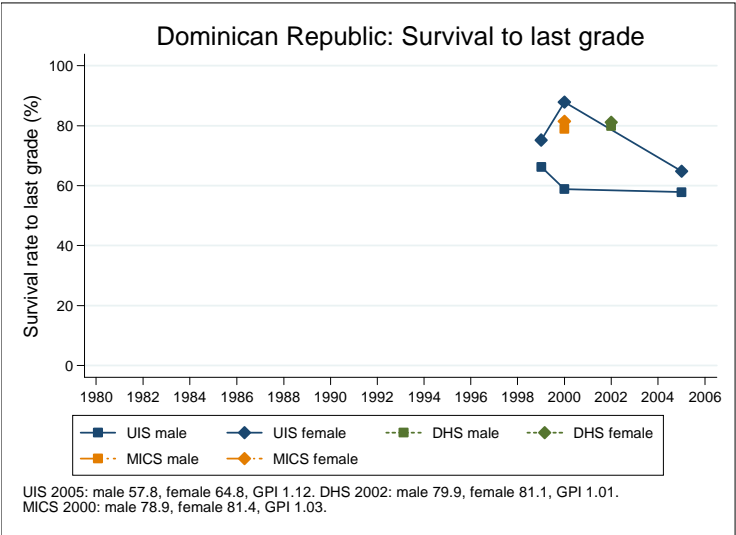


Education statistics: Dominican Republic

UNICEF, Division of Policy and Practice, Statistics and Monitoring Section, www.childinfo.org, May 2008





Administrative data: UNESCO Institute for Statistics

Dominican Republic

Population (1,000)	Total	Male	Female
Preschool age, 2006	655	334	321
Primary school age, 2006	1257	640	618
Secondary school age, 2006	1150	581	569
Total population, all ages, 2007	9760	4894	4866
Official school age (years)	Entrance age	Graduation age	Duration
Preschool, 2006	3	5	3
Primary school, 2006	6	11	6
Secondary school, 2006	12	17	6
Compulsory education, 2006	5	13	9
Net enrolment ratio (%)	Total	Male	Female
Preschool NER, 2006	28.1	27.8	28.3
Primary school NER, 2006	77.5	76.5	78.5
Secondary school NER, 2006	52.1	46.9	57.4
Gross enrolment ratio (%)	Total	Male	Female
Preschool GER, 2006	32.3	32.2	32.4
Primary school GER, 2006	98.2	100.6	95.6
Secondary school GER, 2006	69.1	62.8	75.4
Entrance and transition (%)	Total	Male	Female
Primary net intake rate, 2006	50.7	51.2	50.2
Primary gross intake rate, 2006	99.9	103.5	96.1
Primary entrants with ECCE			
Transition rate primary-secondary, 2005	83.9	80.8	87.0
Repetition and completion	Total	Male	Female
Primary repetition rate (%), 2006	7.8	9.9	5.5
Secondary repetition rate (%), 2006	2.8	3.8	1.9
Survival rate to grade 5 (%), 2005	68.4	65.8	71.4
Survival rate to last primary grade (%), 2005	61.1	57.8	64.8
Primary completion rate (%), 2006	83.2	79.9	86.6
School life expectancy (years), 2006	10.2	10.0	10.4
Teaching staff	Pupil/teacher ratio	% trained teachers	% female teachers
Preschool, 2006	25.8	76.1	94.4
Primary school, 2006	22.5	88.3	76.0
Secondary school, 2006	24.3	79.9	62.0
Public expenditure per student as % of GDP per capita			
Primary school, 2005	8.2		
Secondary school, 2005	5.9		
Total public expenditure on education			
As % of GDP, 2005	1.7		
As % of total government expenditure, 2005	9.7		

Data sources:

Population: United Nations Population Division, *World Population Prospects: The 2006 Revision*, March 2007.

Education: UNESCO Institute for Statistics, Data Centre, <http://stats.uis.unesco.org/unesco/ReportFolders/ReportFolders.aspx>, January 2008.

Survey data: Dominican Republic 2002 DHS

Dominican Republic

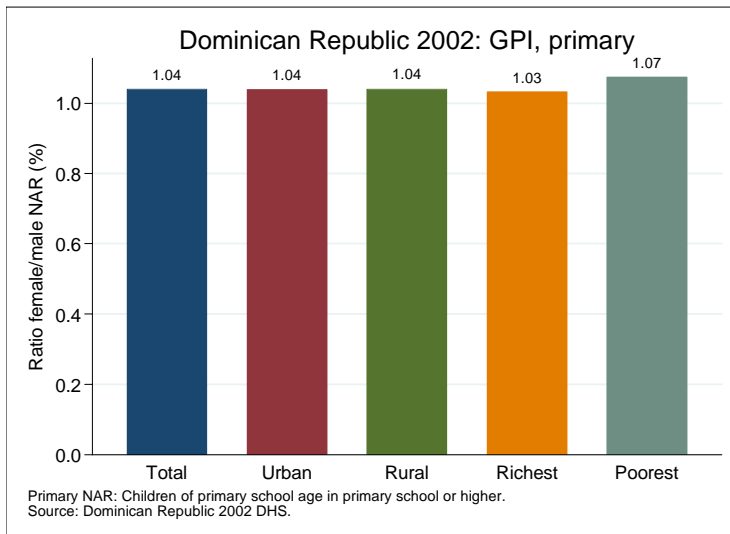
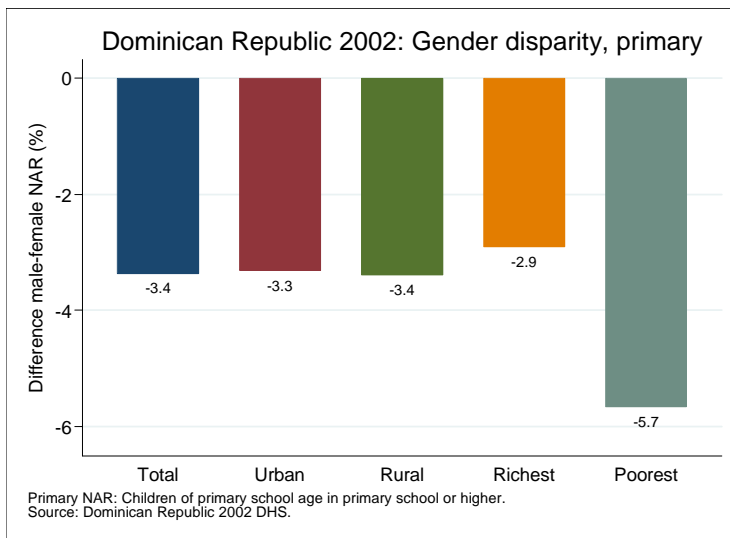
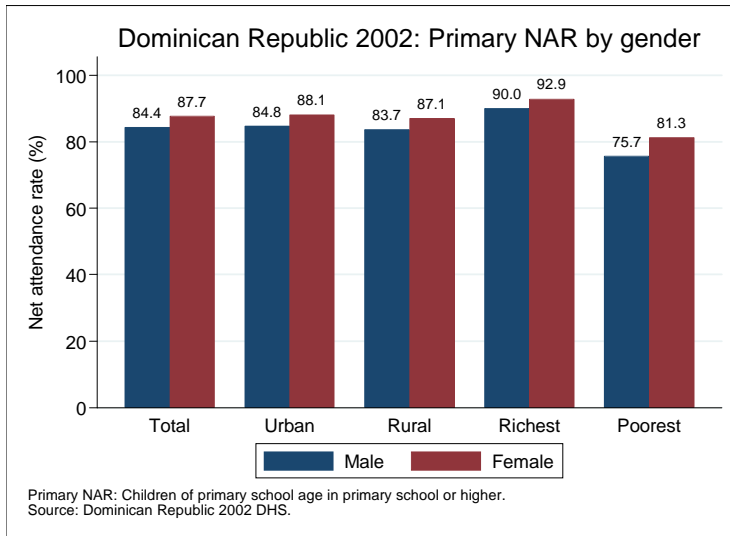
Net attendance rate (%)	Total	Male	Female	Urban	Rural	Richest	Poorest
Primary school NAR	86.1	84.4	87.7	86.5	85.3	91.5	78.4
Secondary school NAR	32.5	26.7	38.6	36.5	24.9	59.5	11.0
Gross attendance rate (%)	Total	Male	Female	Urban	Rural	Richest	Poorest
Primary school GAR	116.5	119.0	114.0	116.9	116.0	112.7	112.5
Secondary school GAR	69.9	62.5	77.9	77.1	56.4	103.2	31.2
Primary age in school (%)	Total	Male	Female	Urban	Rural	Richest	Poorest
Primary school	85.6	83.8	87.4	86.0	85.0	90.4	78.4
Secondary school	0.4	0.5	0.3	0.5	0.3	1.1	0.1
Preschool	6.9	7.7	6.2	6.9	7.0	5.0	8.5
Non-formal education							
Secondary age in school (%)	Total	Male	Female	Urban	Rural	Richest	Poorest
Secondary school	32.0	26.3	38.1	35.9	24.8	58.1	11.0
Higher education	0.4	0.4	0.5	0.6	0.1	1.4	0.0
Primary school	55.0	60.7	48.9	52.3	60.1	35.2	64.6
Preschool	0.0	0.0	0.0	0.0	0.0	0.0	0.1
Non-formal education							
Entrance and transition (%)	Total	Male	Female	Urban	Rural	Richest	Poorest
Primary net intake rate	33.1	31.5	34.8	32.8	33.5	38.9	25.5
Primary gross intake rate	124.9	129.8	119.7	124.9	124.9	102.8	138.4
Primary entrants with ECCE	88.3	87.9	88.8	89.8	86.0	97.8	77.7
Transition rate prim.-sec.	91.9	91.5	92.2	92.5	90.3	97.7	82.4
Repetition and completion (%)	Total	Male	Female	Urban	Rural	Richest	Poorest
Primary repetition rate	4.9	5.7	4.1	4.2	6.1	2.3	8.7
Primary dropout rate	3.1	3.1	3.1	2.9	3.4	1.3	5.1
Secondary repetition rate	2.9	3.4	2.5	3.0	2.6	2.1	1.6
Secondary dropout rate	12.9	13.2	12.6	13.1	12.2	8.8	16.7
Survival rate to grade 5	91.2	90.3	92.0	92.0	90.0	95.5	83.7
Survival rate to last prim. grade	80.5	79.9	81.1	82.0	77.8	91.0	67.5

Primary school NAR: children of primary school age in primary school or higher.

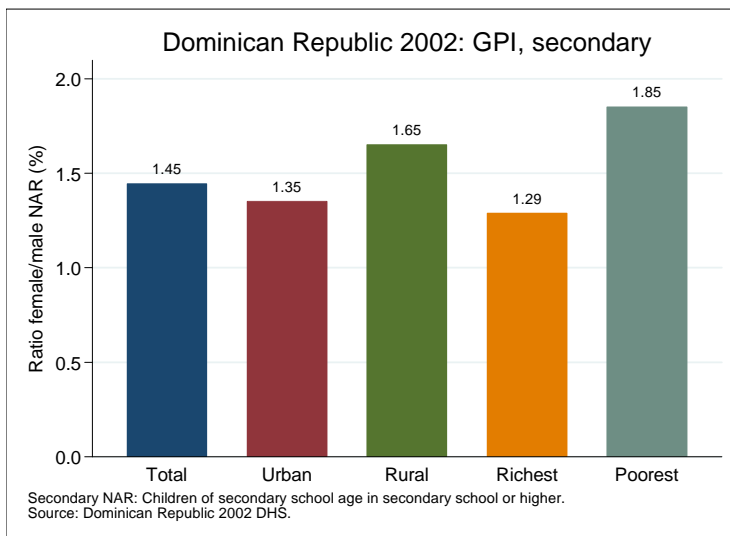
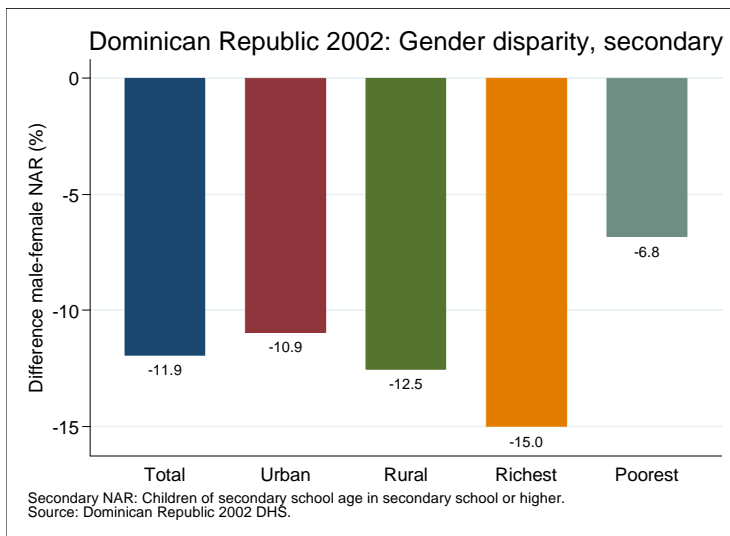
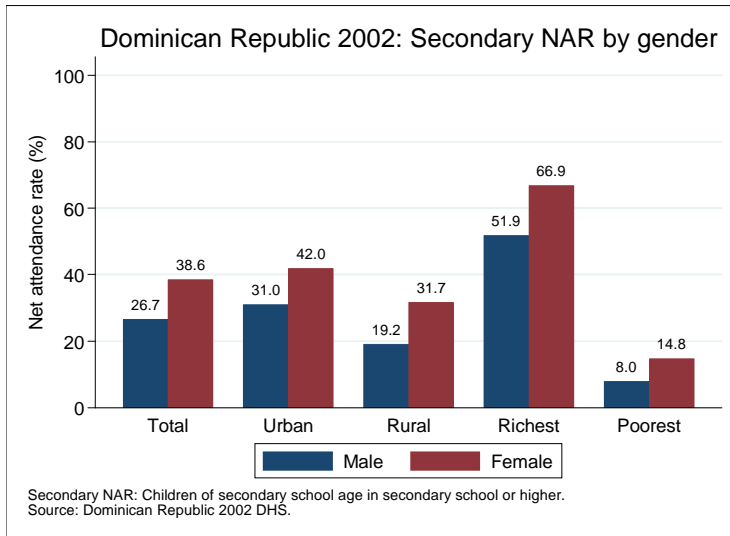
Secondary school NAR: children of secondary school age in secondary school or higher.

Data source: Dominican Republic 2002 DHS.

Gender disparity in primary school (survey data)



Gender disparity in secondary school (survey data)



Projections to 2015

