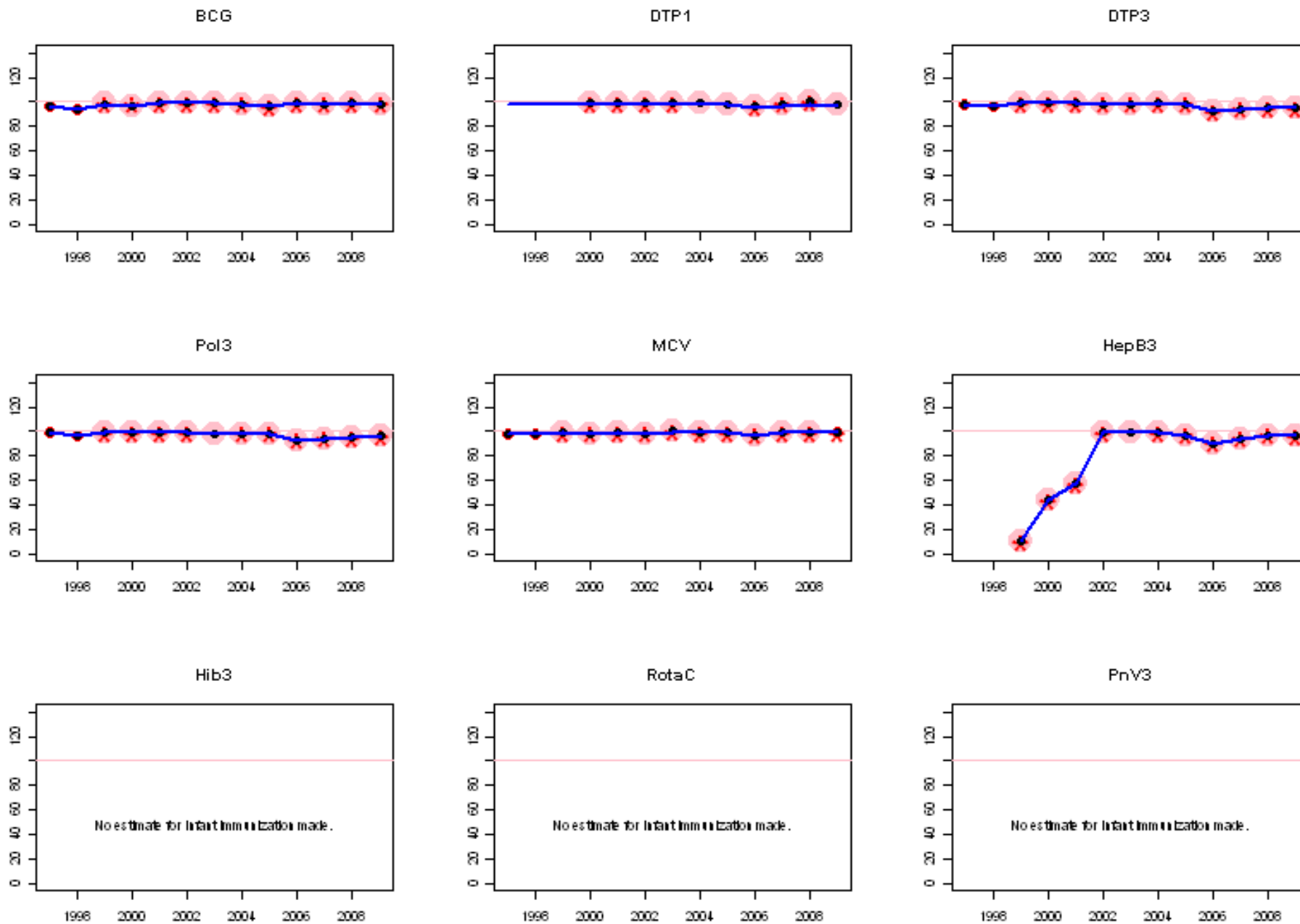
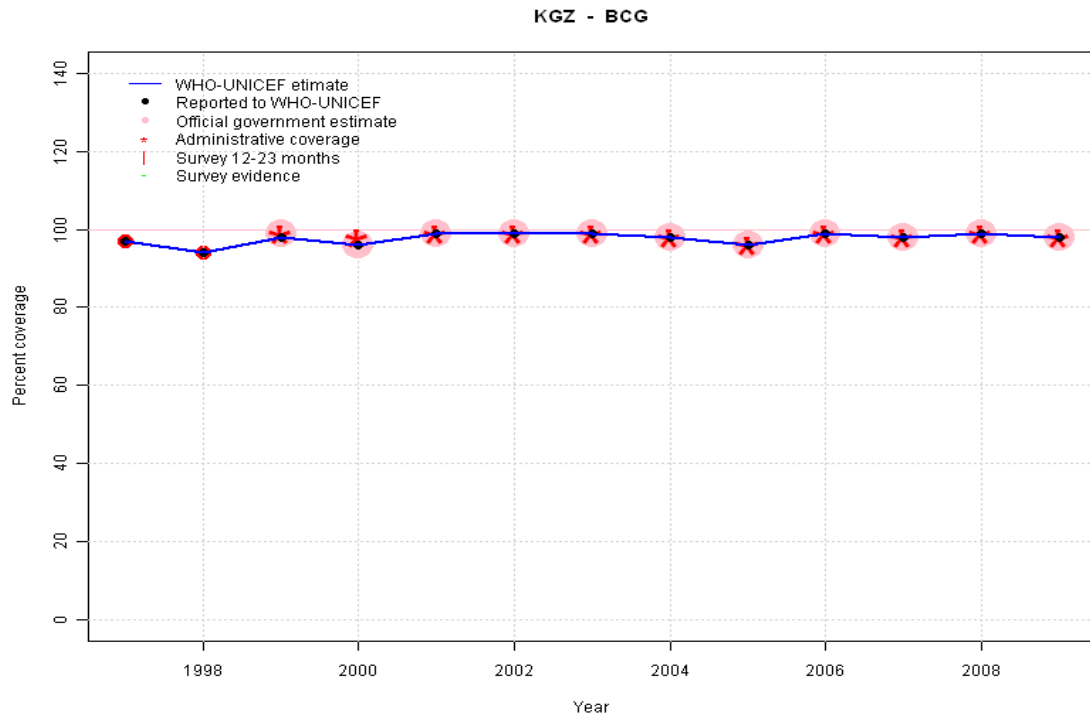


Kyrgyzstan: WHO and UNICEF estimates of immunization coverage, 1997 - 2009



Kyrgyzstan - BCG

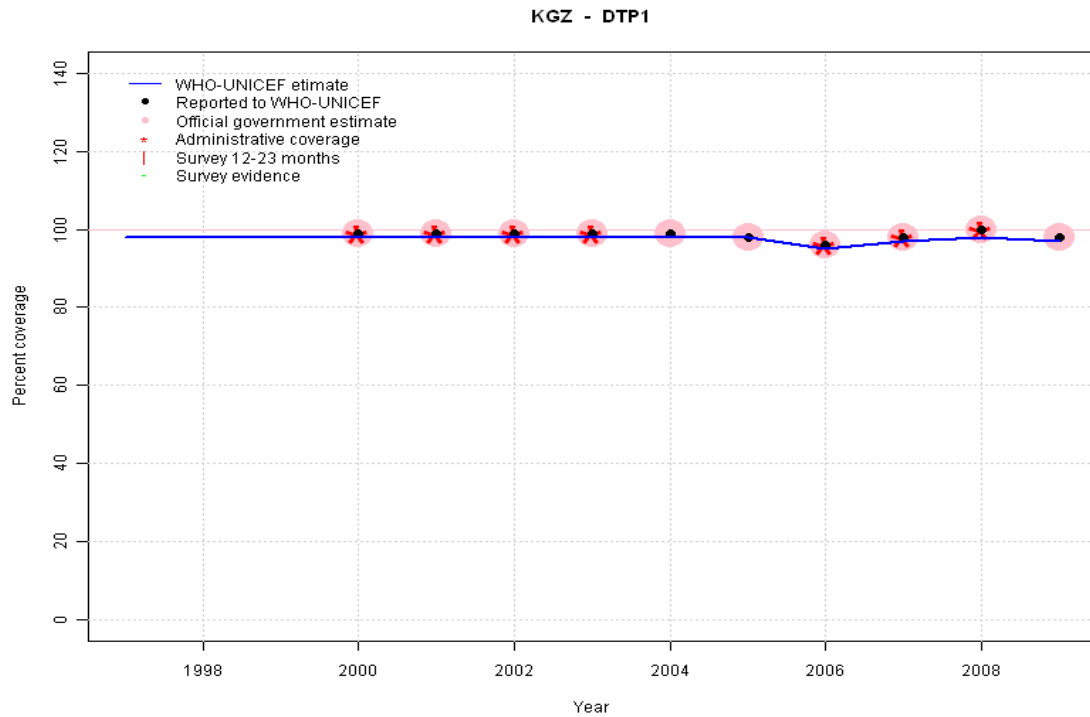
Description:



1997: Legacy estimate.
 1998: Estimate based on reported data.
 1999: Estimate based on reported data.
 2000: Estimate based on reported data.
 2001: Estimate based on reported data.
 2002: Estimate based on reported data.
 2003: Estimate based on reported data.
 2004: Estimate based on reported data.
 2005: Estimate based on reported data.
 2006: Estimate based on reported data.
 2007: Estimate based on reported data.
 2008: Estimate based on reported data.
 2009: Estimate based on reported data.

| | 1997 | 1998 | 1999 | 2000 | 2001 | 2002 | 2003 | 2004 | 2005 | 2006 | 2007 | 2008 | 2009 |
|----------------|------|------|------|------|------|------|------|------|------|------|------|------|------|
| Estimate | 97 | 94 | 98 | 96 | 99 | 99 | 99 | 98 | 96 | 99 | 98 | 99 | 98 |
| Reported | 97 | 94 | 98 | 96 | 99 | 99 | 99 | 98 | 96 | 99 | 98 | 99 | 98 |
| Official | NA | NA | 99 | 96 | 99 | 99 | 99 | 98 | 96 | 99 | 98 | 99 | 98 |
| Administrative | NA | NA | 99 | 98 | 99 | 99 | 99 | 98 | 96 | 99 | 98 | 99 | 98 |
| Survey | NA | NA | NA | NA | NA | NA | NA | NA | NA | NA | NA | NA | NA |

Kyrgyzstan - DTP1



| | 1997 | 1998 | 1999 | 2000 | 2001 | 2002 | 2003 | 2004 | 2005 | 2006 | 2007 | 2008 | 2009 |
|----------------|------|------|------|------|------|------|------|------|------|------|------|------|------|
| Estimate | 98 | 98 | 98 | 98 | 98 | 98 | 98 | 98 | 98 | 95 | 97 | 98 | 97 |
| Reported | NA | NA | NA | 99 | 99 | 99 | 99 | 99 | 98 | 96 | 98 | 100 | 98 |
| Official | NA | NA | NA | 99 | 99 | 99 | 99 | 99 | 98 | 96 | 98 | 100 | 98 |
| Administrative | NA | NA | NA | 99 | 99 | 99 | 99 | NA | NA | 96 | 98 | 100 | NA |
| Survey | NA | NA | NA | NA | NA | NA | NA | NA | NA | NA | NA | NA | NA |

Description:

1997: Legacy estimate.

1998: Estimate calibrated to 1997 level (98 percent) and reported coverage (99 percent).

1999: Estimated DTP3 greater than estimated DTP1; DTP1 estimate based on the relationship between DTP1 and DTP3 from 282 surveys.

2000: Estimated DTP3 greater than estimated DTP1; DTP1 estimate based on the relationship between DTP1 and DTP3 from 282 surveys.

2001: Estimated DTP3 greater than estimated DTP1; DTP1 estimate based on the relationship between DTP1 and DTP3 from 282 surveys.

2002: Estimate calibrated to 1997 level (98 percent) and reported coverage (99 percent).

2003: Estimate calibrated to 1997 level (98 percent) and reported coverage (99 percent).

2004: Estimated DTP3 greater than estimated DTP1; DTP1 estimate based on the relationship between DTP1 and DTP3 from 282 surveys.

2005: Estimated DTP3 greater than estimated DTP1; DTP1 estimate based on the relationship between DTP1 and DTP3 from 282 surveys.

2006: Estimate calibrated to 1997 level (98 percent) and reported coverage (96 percent).

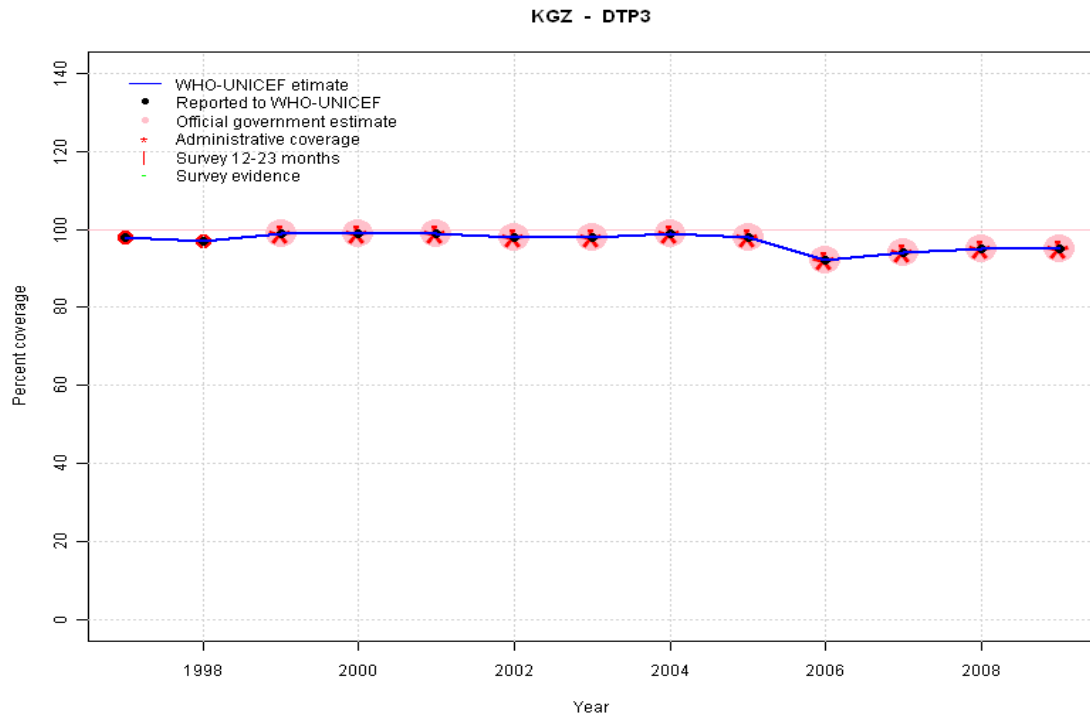
2007: Estimate calibrated to 1997 level (98 percent) and reported coverage (98 percent).

2008: Estimate calibrated to 1997 level (98 percent) and reported coverage (99 percent).

2009: Estimate calibrated to 1997 level (98 percent) and reported coverage (98 percent).

Kyrgyzstan - DTP3

Description:

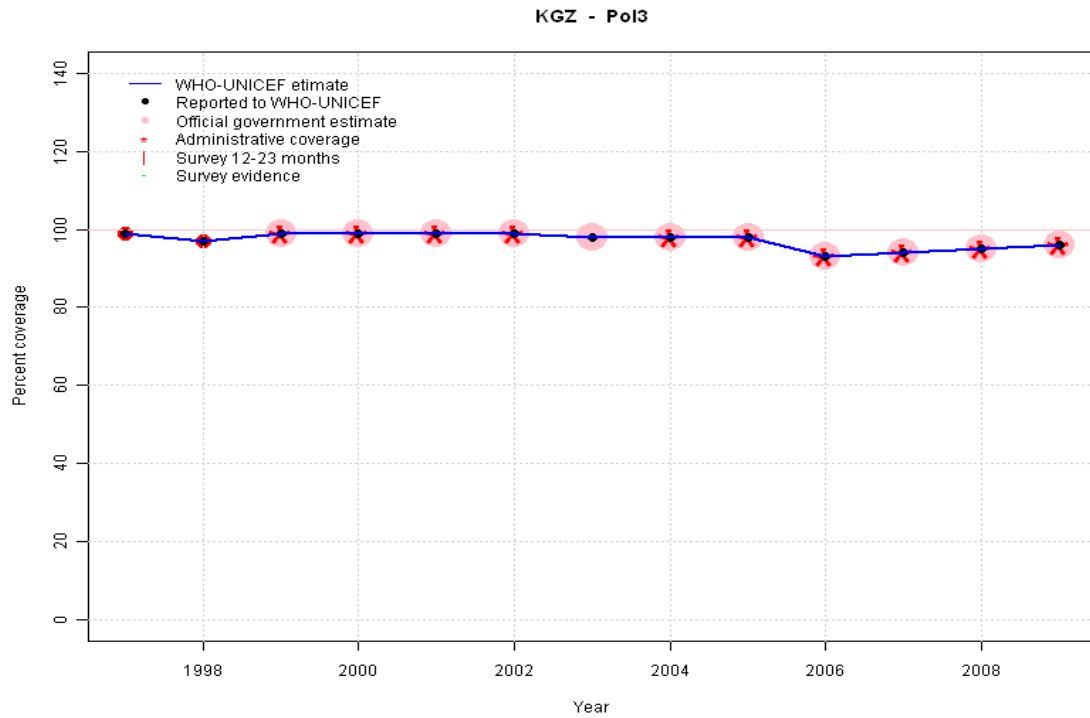


1997: Legacy estimate.
 1998: Estimate based on reported data.
 1999: Estimate based on reported data.
 2000: Estimate based on reported data.
 2001: Estimate based on reported data.
 2002: Estimate based on reported data.
 2003: Estimate based on reported data.
 2004: Estimate based on reported data.
 2005: Estimate based on reported data.
 2006: Estimate based on reported data.
 2007: Estimate based on reported data.
 2008: Estimate based on reported data.
 2009: Estimate based on reported data.

| | 1997 | 1998 | 1999 | 2000 | 2001 | 2002 | 2003 | 2004 | 2005 | 2006 | 2007 | 2008 | 2009 |
|----------------|------|------|------|------|------|------|------|------|------|------|------|------|------|
| Estimate | 98 | 97 | 99 | 99 | 99 | 98 | 98 | 99 | 98 | 92 | 94 | 95 | 95 |
| Reported | 98 | 97 | 99 | 99 | 99 | 98 | 98 | 99 | 98 | 92 | 94 | 95 | 95 |
| Official | NA | NA | 99 | 99 | 99 | 98 | 98 | 99 | 98 | 92 | 94 | 95 | 95 |
| Administrative | NA | NA | 99 | 99 | 99 | 98 | 98 | 99 | 98 | 92 | 94 | 95 | 95 |
| Survey | NA | NA | NA | NA | NA | NA | NA | NA | NA | NA | NA | NA | NA |

Kyrgyzstan - Pol3

Description:

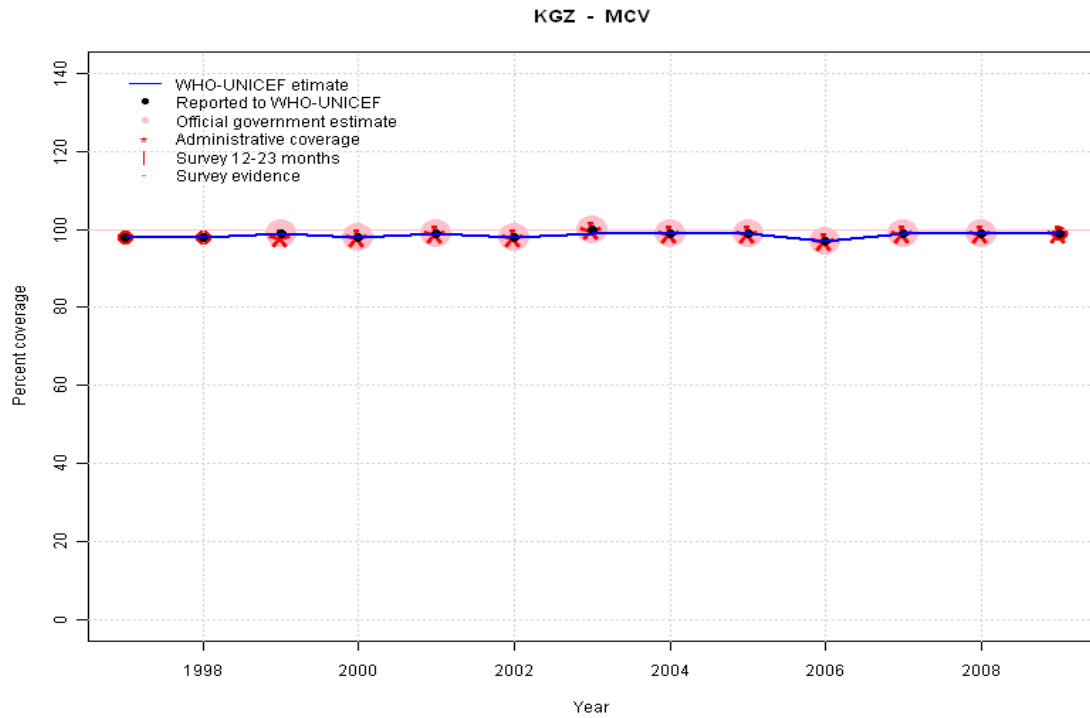


1997: Legacy estimate.
 1998: Estimate based on reported data.
 1999: Estimate based on reported data.
 2000: Estimate based on reported data.
 2001: Estimate based on reported data.
 2002: Estimate based on reported data.
 2003: Estimate based on reported data.
 2004: Estimate based on reported data.
 2005: Estimate based on reported data.
 2006: Estimate based on reported data.
 2007: Estimate based on reported data.
 2008: Estimate based on reported data.
 2009: Estimate based on reported data.

| | 1997 | 1998 | 1999 | 2000 | 2001 | 2002 | 2003 | 2004 | 2005 | 2006 | 2007 | 2008 | 2009 |
|----------------|------|------|------|------|------|------|------|------|------|------|------|------|------|
| Estimate | 99 | 97 | 99 | 99 | 99 | 99 | 98 | 98 | 98 | 93 | 94 | 95 | 96 |
| Reported | 99 | 97 | 99 | 99 | 99 | 99 | 98 | 98 | 98 | 93 | 94 | 95 | 96 |
| Official | NA | NA | 99 | 99 | 99 | 99 | 98 | 98 | 98 | 93 | 94 | 95 | 96 |
| Administrative | NA | NA | 99 | 99 | 99 | 99 | NA | 98 | 98 | 93 | 94 | 95 | 96 |
| Survey | NA | NA | NA | NA | NA | NA | NA | NA | NA | NA | NA | NA | NA |

Kyrgyzstan - MCV

Description:

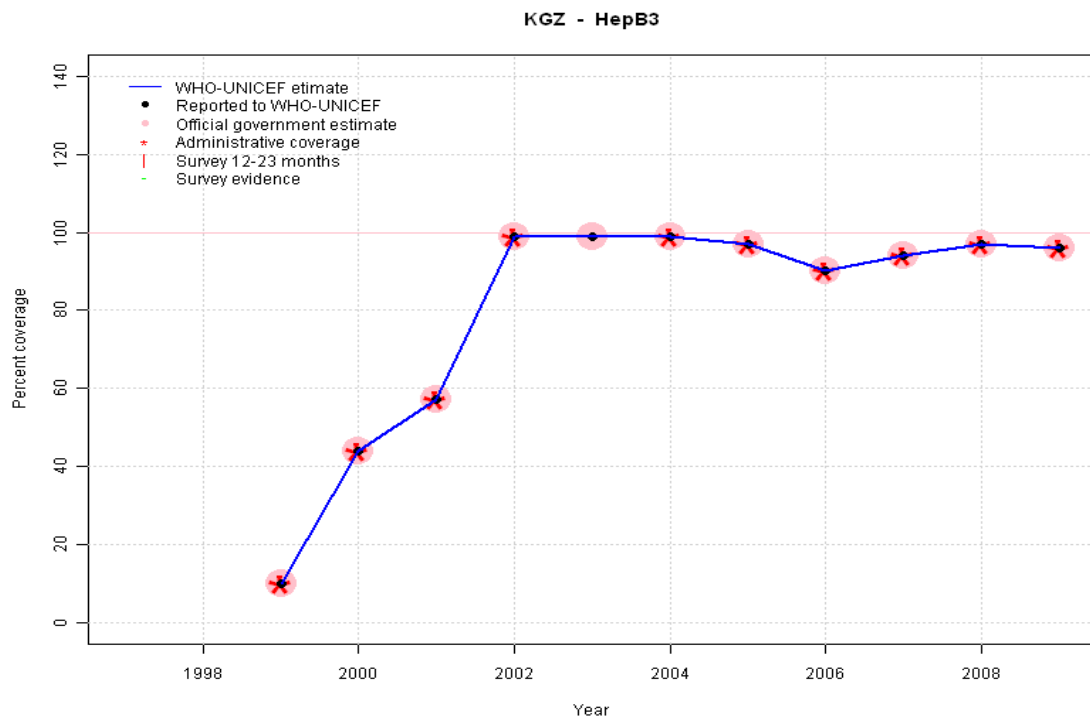


1997: Legacy estimate.
 1998: Estimate based on reported data.
 1999: Estimate based on reported data.
 2000: Estimate based on reported data.
 2001: Estimate based on reported data.
 2002: Estimate based on reported data.
 2003: Estimate based on reported data.
 2004: Estimate based on reported data.
 2005: Estimate based on reported data.
 2006: Estimate based on reported data.
 2007: Estimate based on reported data.
 2008: Estimate based on reported data.
 2009: Estimate based on reported data.

| | 1997 | 1998 | 1999 | 2000 | 2001 | 2002 | 2003 | 2004 | 2005 | 2006 | 2007 | 2008 | 2009 |
|----------------|------|------|------|------|------|------|------|------|------|------|------|------|------|
| Estimate | 98 | 98 | 99 | 98 | 99 | 98 | 99 | 99 | 99 | 97 | 99 | 99 | 99 |
| Reported | 98 | 98 | 99 | 98 | 99 | 98 | 100 | 99 | 99 | 97 | 99 | 99 | 99 |
| Official | NA | NA | 99 | 98 | 99 | 98 | 100 | 99 | 99 | 97 | 99 | 99 | NA |
| Administrative | NA | NA | 98 | 98 | 99 | 98 | 100 | 99 | 99 | 97 | 99 | 99 | 99 |
| Survey | NA | NA | NA | NA | NA | NA | NA | NA | NA | NA | NA | NA | NA |

Kyrgyzstan - HepB3

Description:



1999: Estimate based on reported data. HepB partially introduced in 1999 nationally in 2001 reporting started in 1999.

2000: Estimate based on reported data.

2001: Estimate based on reported data.

2002: Estimate based on reported data.

2003: Estimate based on reported data.

2004: Estimate based on reported data.

2005: Estimate based on reported data.

2006: Estimate based on reported data.

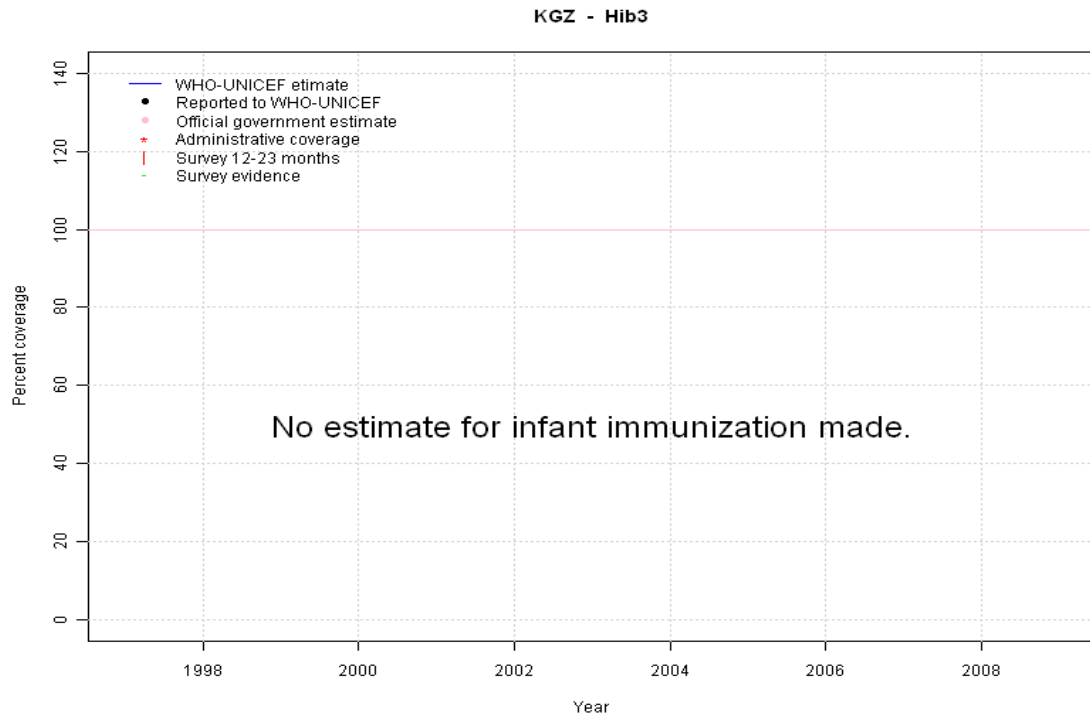
2007: Estimate based on reported data.

2008: Estimate based on reported data.

2009: Estimate based on reported data.

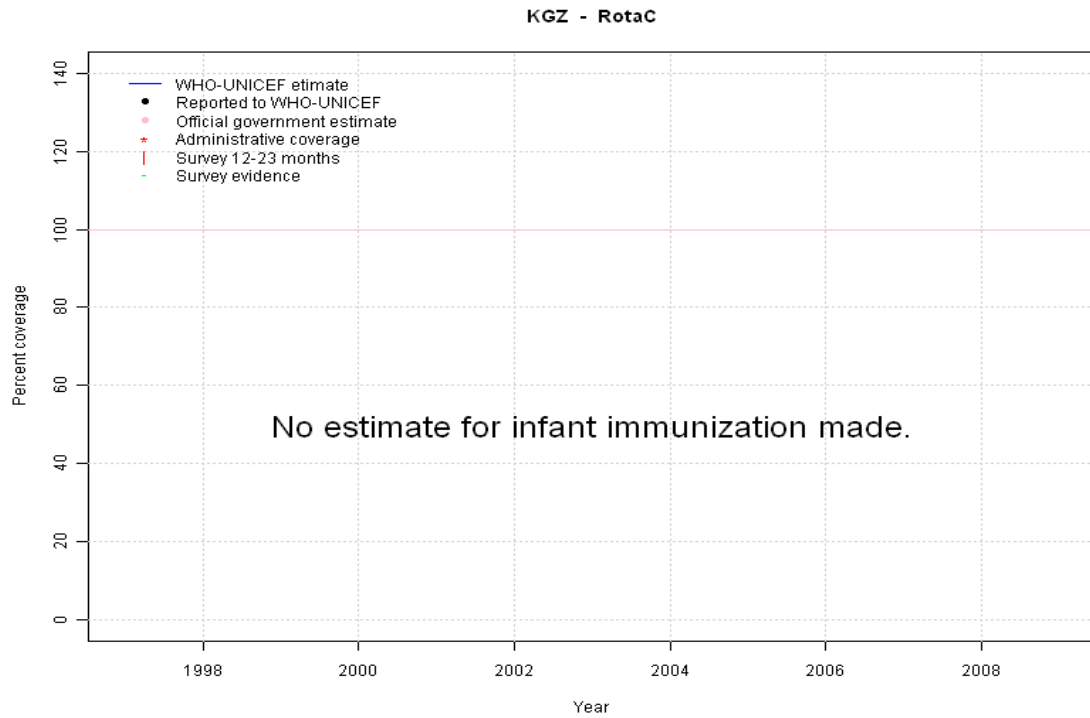
| | 1997 | 1998 | 1999 | 2000 | 2001 | 2002 | 2003 | 2004 | 2005 | 2006 | 2007 | 2008 | 2009 |
|----------------|------|------|------|------|------|------|------|------|------|------|------|------|------|
| Estimate | NA | NA | 10 | 44 | 57 | 99 | 99 | 99 | 97 | 90 | 94 | 97 | 96 |
| Reported | NA | NA | 10 | 44 | 57 | 99 | 99 | 99 | 97 | 90 | 94 | 97 | 96 |
| Official | NA | NA | 10 | 44 | 57 | 99 | 99 | 99 | 97 | 90 | 94 | 97 | 96 |
| Administrative | NA | NA | 10 | 44 | 57 | 99 | NA | 99 | 97 | 90 | 94 | 97 | 96 |
| Survey | NA | NA | NA | NA | NA | NA | NA | NA | NA | NA | NA | NA | NA |

Kyrgyzstan - Hib3



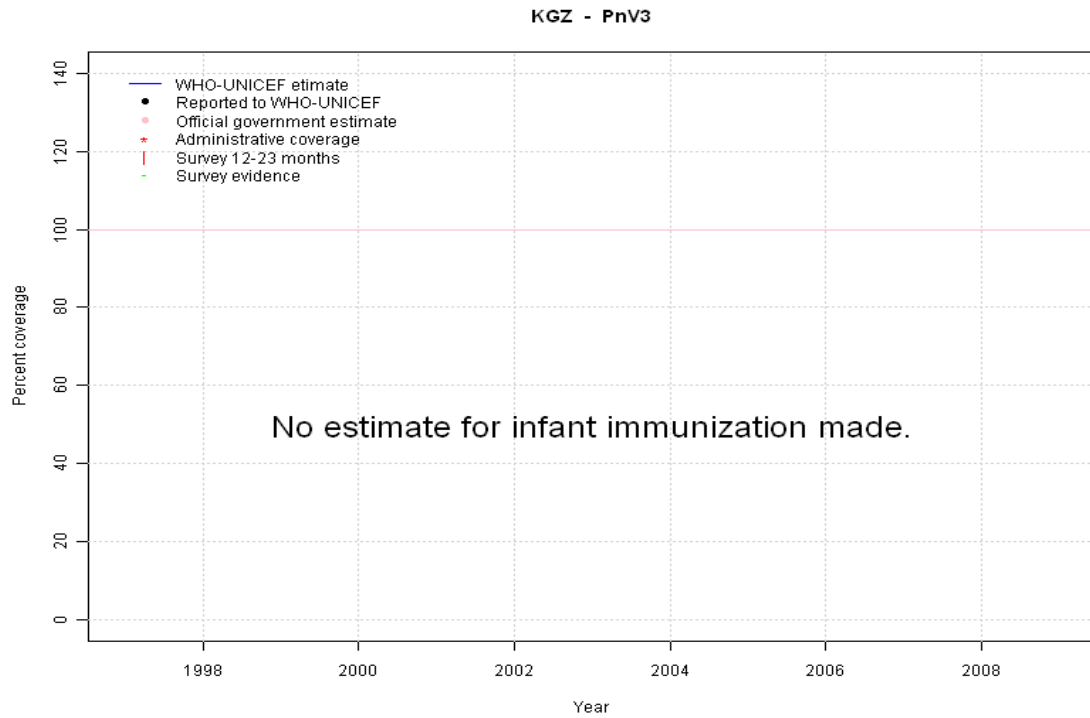
| | 1997 | 1998 | 1999 | 2000 | 2001 | 2002 | 2003 | 2004 | 2005 | 2006 | 2007 | 2008 | 2009 |
|----------------|------|------|------|------|------|------|------|------|------|------|------|------|------|
| Estimate | NA | NA | NA | NA | NA | NA | NA | NA | NA | NA | NA | NA | NA |
| Reported | NA | NA | NA | NA | NA | NA | NA | NA | NA | NA | NA | NA | NA |
| Official | NA | NA | NA | NA | NA | NA | NA | NA | NA | NA | NA | NA | NA |
| Administrative | NA | NA | NA | NA | NA | NA | NA | NA | NA | NA | NA | NA | NA |
| Survey | NA | NA | NA | NA | NA | NA | NA | NA | NA | NA | NA | NA | NA |

Kyrgyzstan - RotaC



| | 1997 | 1998 | 1999 | 2000 | 2001 | 2002 | 2003 | 2004 | 2005 | 2006 | 2007 | 2008 | 2009 |
|----------------|------|------|------|------|------|------|------|------|------|------|------|------|------|
| Estimate | NA | NA | NA | NA | NA | NA | NA | NA | NA | NA | NA | NA | NA |
| Reported | NA | NA | NA | NA | NA | NA | NA | NA | NA | NA | NA | NA | NA |
| Official | NA | NA | NA | NA | NA | NA | NA | NA | NA | NA | NA | NA | NA |
| Administrative | NA | NA | NA | NA | NA | NA | NA | NA | NA | NA | NA | NA | NA |
| Survey | NA | NA | NA | NA | NA | NA | NA | NA | NA | NA | NA | NA | NA |

Kyrgyzstan - PnV3



| | 1997 | 1998 | 1999 | 2000 | 2001 | 2002 | 2003 | 2004 | 2005 | 2006 | 2007 | 2008 | 2009 |
|----------------|------|------|------|------|------|------|------|------|------|------|------|------|------|
| Estimate | NA | NA | NA | NA | NA | NA | NA | NA | NA | NA | NA | NA | NA |
| Reported | NA | NA | NA | NA | NA | NA | NA | NA | NA | NA | NA | NA | NA |
| Official | NA | NA | NA | NA | NA | NA | NA | NA | NA | NA | NA | NA | NA |
| Administrative | NA | NA | NA | NA | NA | NA | NA | NA | NA | NA | NA | NA | NA |
| Survey | NA | NA | NA | NA | NA | NA | NA | NA | NA | NA | NA | NA | NA |

Further information and estimates for 1980-1996 are available at:

http://www.childinfo.org/immunization_countryreports.html

http://www.who.int/immunization_monitoring/routine/immunization_coverage/en/index4.html