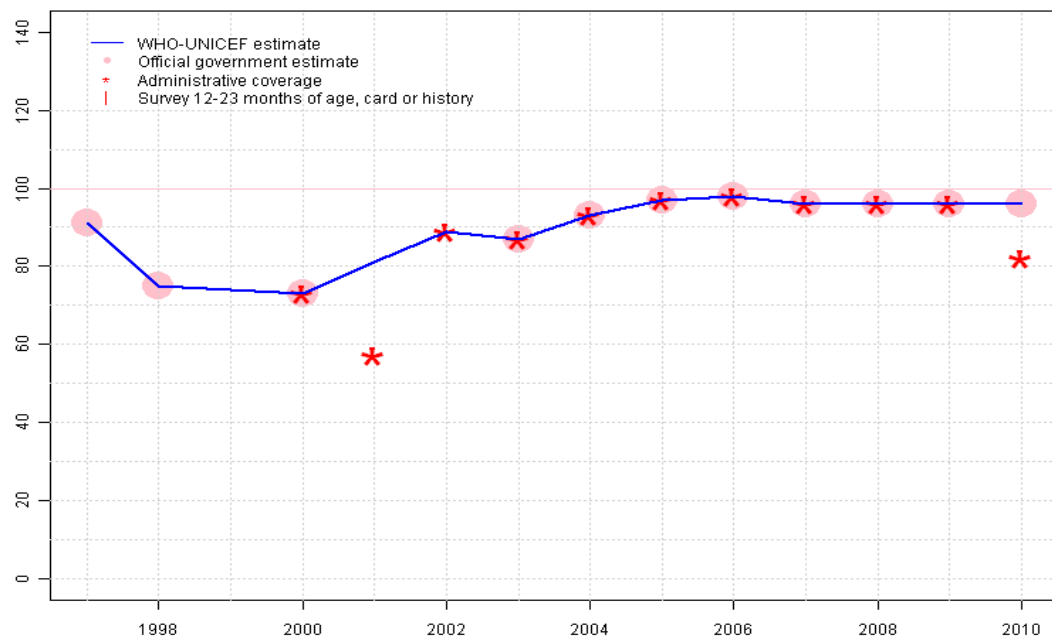


Republic of Korea - BCG

KOR - BCG



Description:

1997: Legacy estimate.

1998: Estimate based on reported data.

1999: Estimate based on interpolation between 1998 and 2000.

2000: Estimate based on reported data.

2001: Estimate based on interpolation between 2000 and 2002. Reported data not accepted due to a decline from 73 percent to 57 percent with a subsequent increase to 89 percent. Current estimate of 81 percent changed from previous revision value of 89 percent.

2002: Estimate based on reported data.

2003: Estimate based on reported data.

2004: Estimate based on reported data.

2005: Estimate based on reported data.

2006: Estimate based on reported data.

2007: Estimate based on reported data.

2008: Estimate based on reported data.

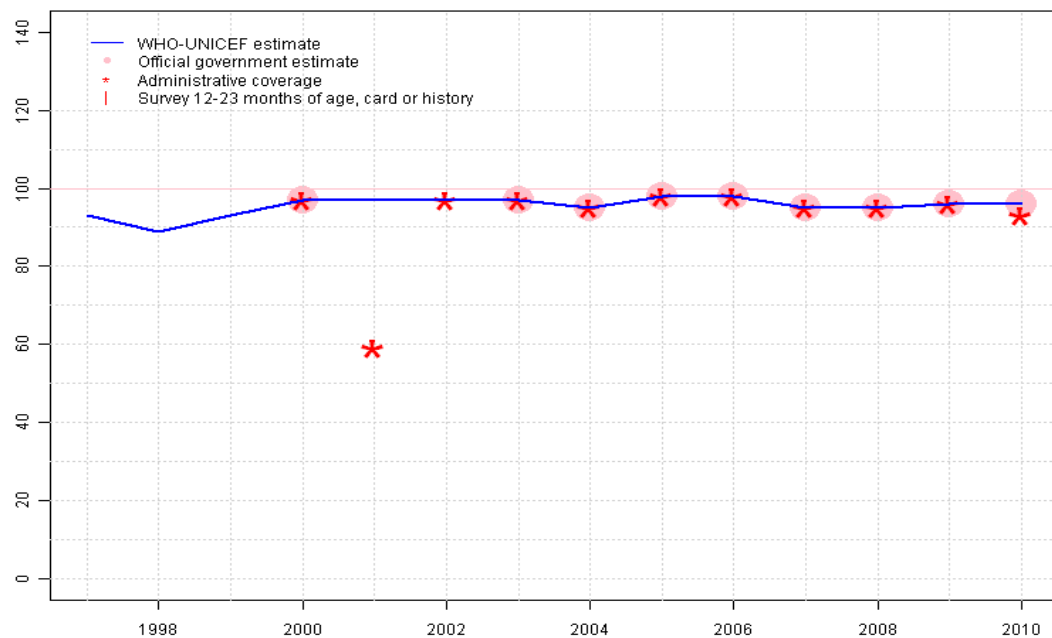
2009: Estimate based on reported data.

2010: Estimate based on reported data. National data adjusted based on the results of the 2008 coverage survey to reflect vaccination in private sector. Survey results presented for the age group of 0 to 72 months and thus not showing.

	1997	1998	1999	2000	2001	2002	2003	2004	2005	2006	2007	2008	2009	2010
Estimate	91	75	74	73	81	89	87	93	97	98	96	96	96	96
Official	91	75	NA	73	NA	NA	87	93	97	98	96	96	96	96
Administrative	NA	NA	NA	73	57	89	87	93	97	98	96	96	96	82
Survey	NA	NA	NA	NA	NA	NA	NA	NA	NA	NA	NA	NA	NA	NA

Republic of Korea - DTP1

KOR - DTP1



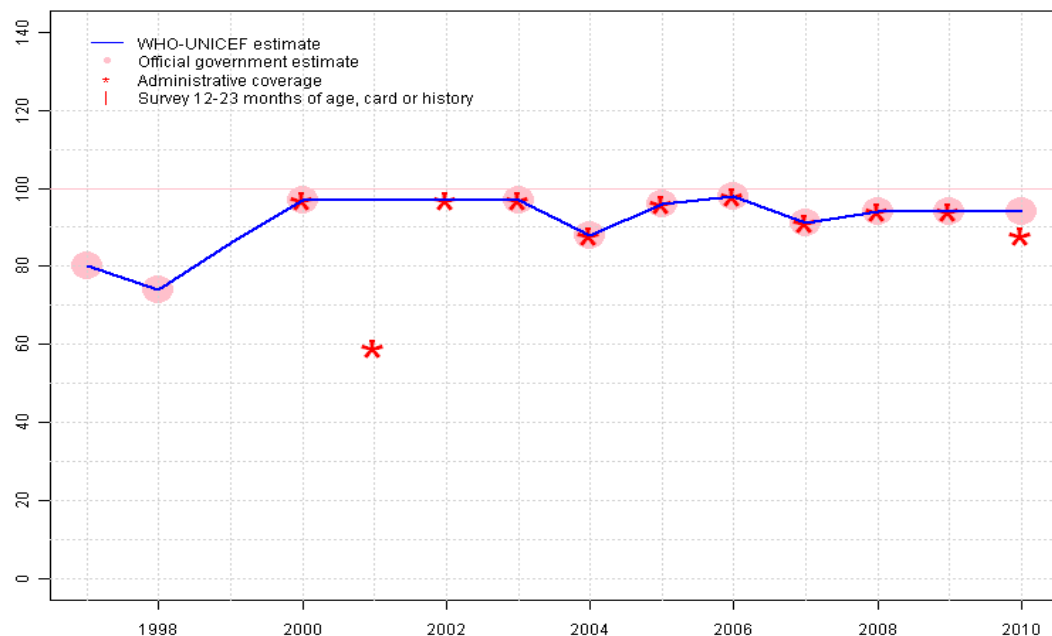
	1997	1998	1999	2000	2001	2002	2003	2004	2005	2006	2007	2008	2009	2010
Estimate	93	89	93	97	97	97	97	95	98	98	95	95	96	96
Official	NA	NA	NA	97	NA	NA	97	95	98	98	95	95	96	96
Administrative	NA	NA	NA	97	59	97	97	95	98	98	95	95	96	93
Survey	NA	NA	NA	NA	NA	NA	NA	NA	NA	NA	NA	NA	NA	NA

Description:

- 1997: Legacy estimate.
- 1998: No accepted DTP1 data. Estimate based on DTP3 coverage of 74. Current estimate of 89 percent changed from previous revision value of 93 percent.
- 1999: Estimate based on interpolation between 1998 and 2000.
- 2000: Estimate based on reported data. Current estimate of 97 percent changed from previous revision value of 98 percent.
- 2001: Estimate based on interpolation between 2000 and 2002. Reported data not accepted due to a decline from 97 percent to 59 percent with a subsequent increase to 97 percent. Current estimate of 97 percent changed from previous revision value of 98 percent.
- 2002: Estimate based on reported data. Current estimate of 97 percent changed from previous revision value of 98 percent.
- 2003: Estimate based on reported data. Current estimate of 97 percent changed from previous revision value of 98 percent.
- 2004: Estimate based on reported data. Current estimate of 95 percent changed from previous revision value of 91 percent.
- 2005: Estimate based on reported data.
- 2006: Estimate based on reported data.
- 2007: Estimate based on reported data. Current estimate of 95 percent changed from previous revision value of 91 percent.
- 2008: Estimate based on reported data. Current estimate of 95 percent changed from previous revision value of 97 percent.
- 2009: Estimate based on reported data. Current estimate of 96 percent changed from previous revision value of 97 percent.
- 2010: Estimate based on reported data. National data adjusted based on the results of the 2008 coverage survey to reflect vaccination in private sector. Survey results presented for the age group of 0 to 72 months and thus not showing.

Republic of Korea - DTP3

KOR - DTP3



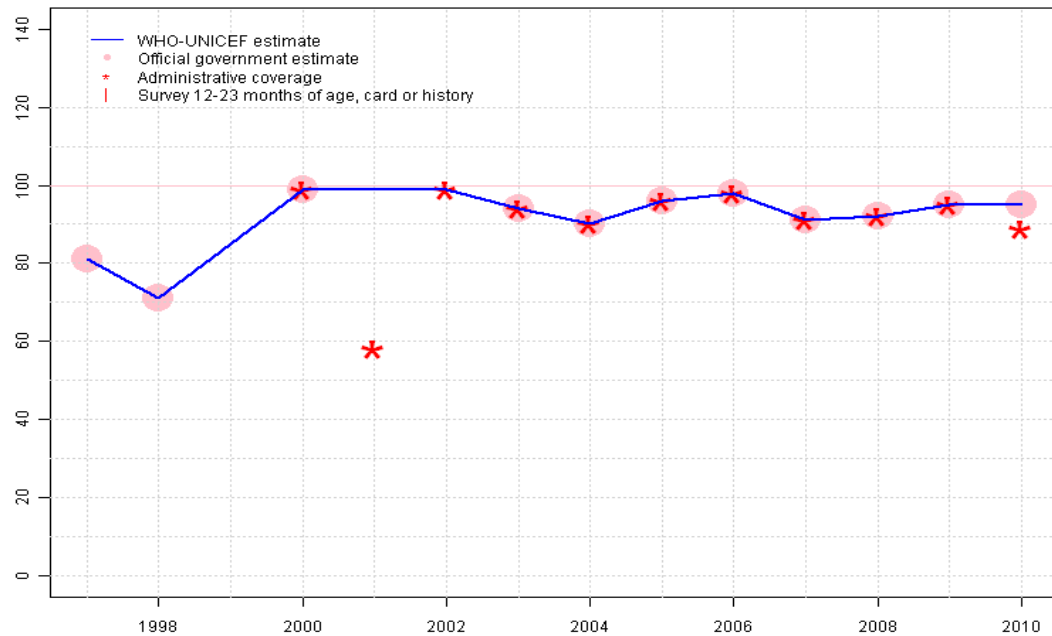
Description:

- 1997: Legacy estimate.
- 1998: Estimate based on reported data.
- 1999: Estimate based on interpolation between 1998 and 2000.
- 2000: Estimate based on reported data.
- 2001: Estimate based on interpolation between 2000 and 2002. Reported data not accepted due to a decline from 97 percent to 59 percent with a subsequent increase to 97 percent. Current estimate of 97 percent changed from previous revision value of 99 percent.
- 2002: Estimate based on reported data.
- 2003: Estimate based on reported data.
- 2004: Estimate based on reported data.
- 2005: Estimate based on reported data.
- 2006: Estimate based on reported data.
- 2007: Estimate based on reported data.
- 2008: Estimate based on reported data.
- 2009: Estimate based on reported data.
- 2010: Estimate based on reported data. National data adjusted based on the results of the 2008 coverage survey to reflect vaccination in private sector. Survey results presented for the age group of 0 to 72 months and thus not showing.

	1997	1998	1999	2000	2001	2002	2003	2004	2005	2006	2007	2008	2009	2010
Estimate	80	74	86	97	97	97	97	88	96	98	91	94	94	94
Official	80	74	NA	97	NA	NA	97	88	96	98	91	94	94	94
Administrative	NA	NA	NA	97	59	97	97	88	96	98	91	94	94	88
Survey	NA	NA	NA	NA	NA	NA	NA	NA	NA	NA	NA	NA	NA	NA

Republic of Korea - Pol3

KOR - Pol3



Description:

1997: Legacy estimate.

1998: Estimate based on reported data.

1999: Estimate based on interpolation between 1998 and 2000.

2000: Estimate based on reported data.

2001: Estimate based on interpolation between 2000 and 2002. Reported data not accepted due to a decline from 99 percent to 58 percent with a subsequent increase to 99 percent. Current estimate of 99 percent changed from previous revision value of 98 percent.

2002: Estimate based on reported data.

2003: Estimate based on reported data.

2004: Estimate based on reported data.

2005: Estimate based on reported data.

2006: Estimate based on reported data.

2007: Estimate based on reported data.

2008: Estimate based on reported data.

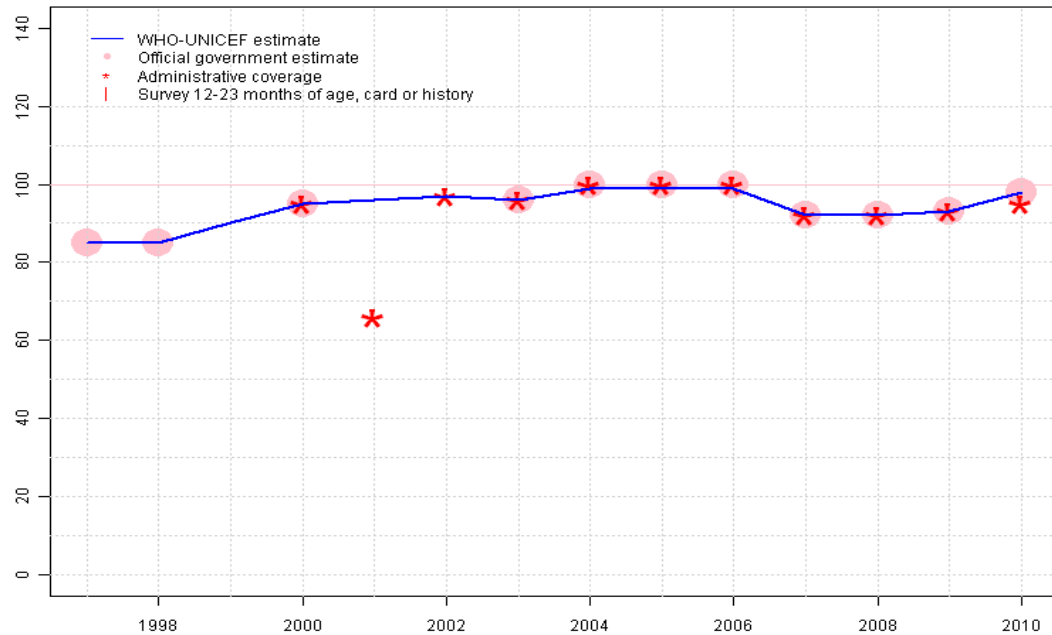
2009: Estimate based on reported data.

2010: Estimate based on reported data. National data adjusted based on the results of the 2008 coverage survey to reflect vaccination in private sector. Survey results presented for the age group of 0 to 72 months and thus not showing.

	1997	1998	1999	2000	2001	2002	2003	2004	2005	2006	2007	2008	2009	2010
Estimate	81	71	85	99	99	99	94	90	96	98	91	92	95	95
Official	81	71	NA	99	NA	NA	94	90	96	98	91	92	95	95
Administrative	NA	NA	NA	99	58	99	94	90	96	98	91	92	95	89
Survey	NA	NA	NA	NA	NA	NA	NA	NA	NA	NA	NA	NA	NA	NA

Republic of Korea - MCV

KOR - MCV



Description:

1997: Legacy estimate.

1998: Estimate based on reported data.

1999: Estimate based on interpolation between 1998 and 2000.

2000: Estimate based on reported data.

2001: Estimate based on interpolation between 2000 and 2002. Reported data not accepted due to a decline from 95 percent to 66 percent with a subsequent increase to 97 percent. Current estimate of 96 percent changed from previous revision value of 97 percent.

2002: Estimate based on reported data.

2003: Estimate based on reported data.

2004: Estimate based on reported data.

2005: Estimate based on reported data.

2006: Estimate based on reported data.

2007: Estimate based on reported data.

2008: Estimate based on reported data.

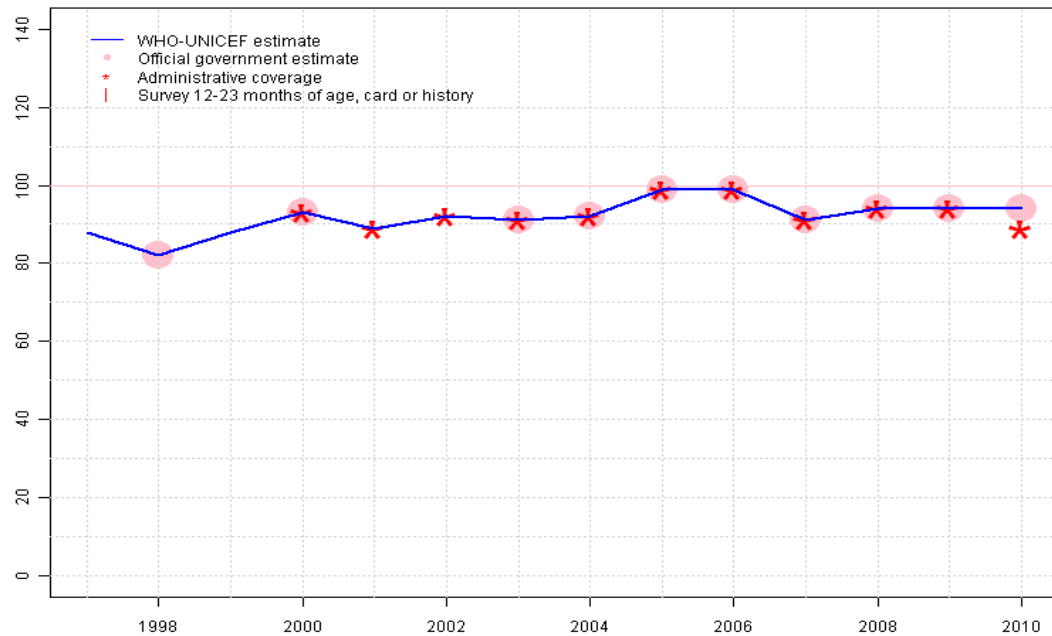
2009: Estimate based on reported data.

2010: Estimate based on reported data. National data adjusted based on the results of the 2008 coverage survey to reflect vaccination in private sector. Survey results presented for the age group of 0 to 72 months and thus not showing.

	1997	1998	1999	2000	2001	2002	2003	2004	2005	2006	2007	2008	2009	2010
Estimate	85	85	90	95	96	97	96	99	99	99	92	92	93	98
Official	85	85	NA	95	NA	NA	96	100	100	100	92	92	93	98
Administrative	NA	NA	NA	95	66	97	96	100	100	100	92	92	93	95
Survey	NA	NA	NA	NA	NA	NA	NA	NA	NA	NA	NA	NA	NA	NA

Republic of Korea - HepB3

KOR - HepB3



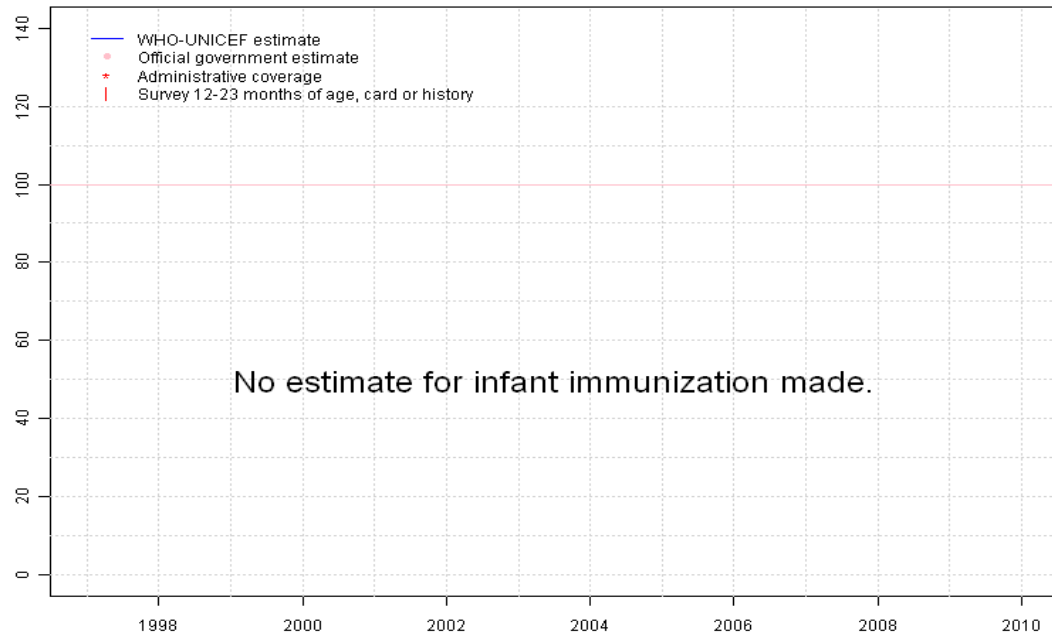
Description:

- 1997: Legacy estimate.
- 1998: Estimate based on reported data.
- 1999: Estimate based on interpolation between 1998 and 2000.
- 2000: Estimate based on reported data.
- 2001: Estimate based on reported data.
- 2002: Estimate based on reported data.
- 2003: Estimate based on reported data.
- 2004: Estimate based on reported data.
- 2005: Estimate based on reported data.
- 2006: Estimate based on reported data.
- 2007: Estimate based on reported data.
- 2008: Estimate based on reported data.
- 2009: Estimate based on reported data.
- 2010: Estimate based on reported data. National data adjusted based on the results of the 2008 coverage survey to reflect vaccination in private sector. Survey results presented for the age group of 0 to 72 months and thus not showing.

	1997	1998	1999	2000	2001	2002	2003	2004	2005	2006	2007	2008	2009	2010
Estimate	88	82	88	93	89	92	91	92	99	99	91	94	94	94
Official	NA	82	NA	93	NA	NA	91	92	99	99	91	94	94	94
Administrative	NA	NA	NA	93	89	92	91	92	99	99	91	94	94	89
Survey	NA	NA	NA	NA	NA	NA	NA	NA	NA	NA	NA	NA	NA	NA

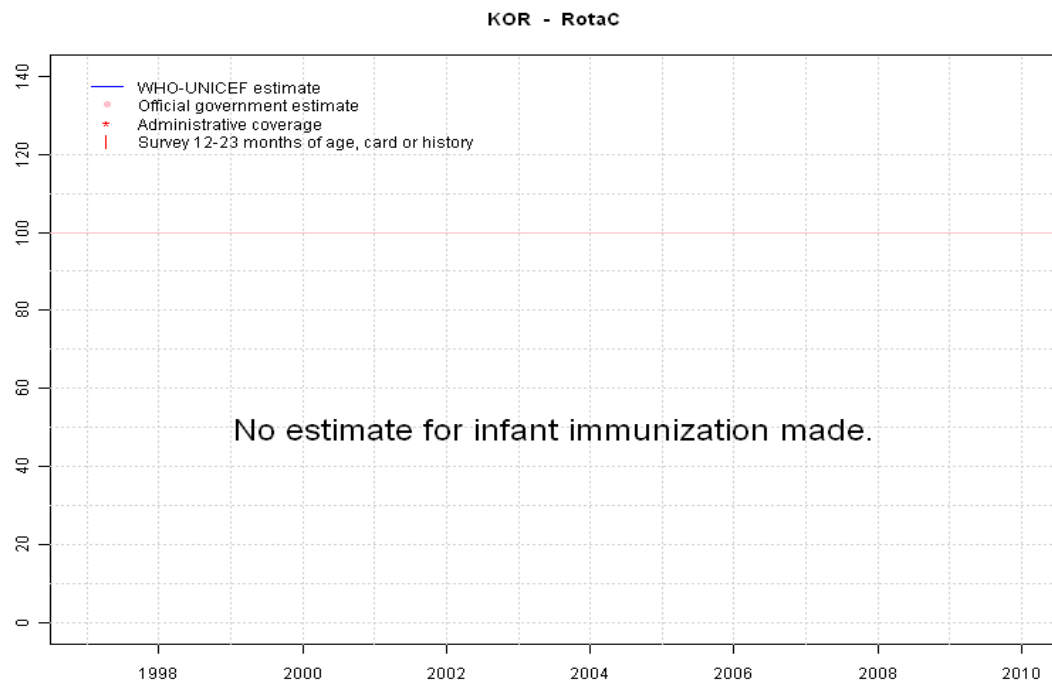
Republic of Korea - Hib3

KOR - Hib3



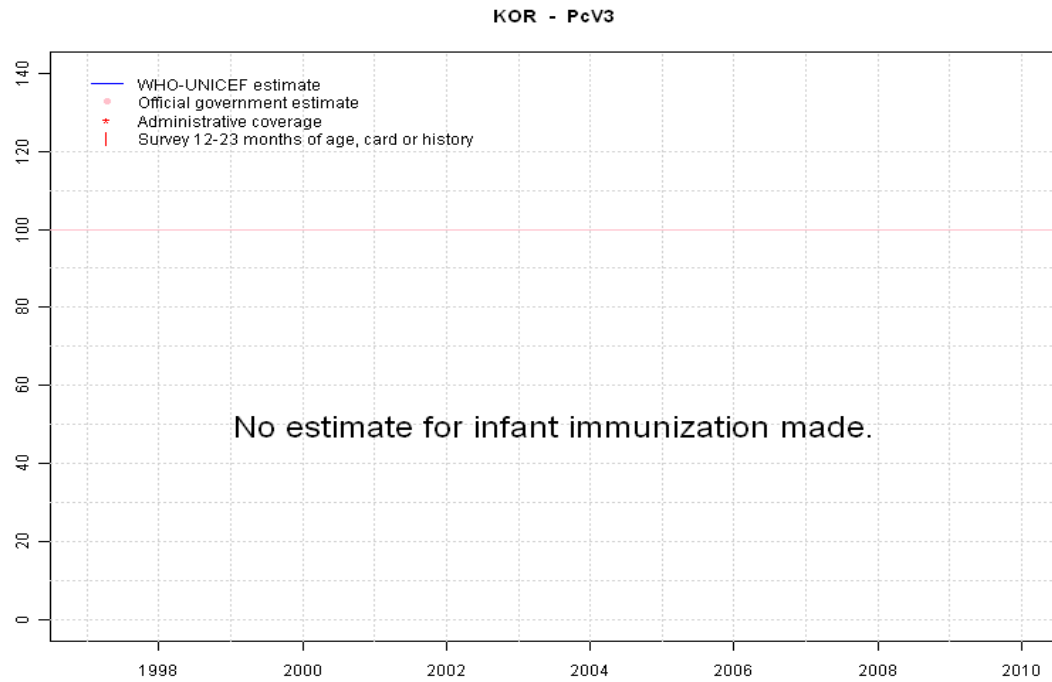
	1997	1998	1999	2000	2001	2002	2003	2004	2005	2006	2007	2008	2009	2010
Estimate	NA	NA	NA	NA	NA	NA	NA	NA	NA	NA	NA	NA	NA	NA
Official	NA	NA	NA	NA	NA	NA	NA	NA	NA	NA	NA	NA	NA	NA
Administrative	NA	NA	NA	NA	NA	NA	NA	NA	NA	NA	NA	NA	NA	NA
Survey	NA	NA	NA	NA	NA	NA	NA	NA	NA	NA	NA	NA	NA	NA

Republic of Korea - RotaC



	1997	1998	1999	2000	2001	2002	2003	2004	2005	2006	2007	2008	2009	2010
Estimate	NA	NA	NA	NA	NA	NA	NA	NA	NA	NA	NA	NA	NA	NA
Official	NA	NA	NA	NA	NA	NA	NA	NA	NA	NA	NA	NA	NA	NA
Administrative	NA	NA	NA	NA	NA	NA	NA	NA	NA	NA	NA	NA	NA	NA
Survey	NA	NA	NA	NA	NA	NA	NA	NA	NA	NA	NA	NA	NA	NA

Republic of Korea - PcV3



	1997	1998	1999	2000	2001	2002	2003	2004	2005	2006	2007	2008	2009	2010
Estimate	NA	NA	NA	NA	NA	NA	NA	NA	NA	NA	NA	NA	NA	NA
Official	NA	NA	NA	NA	NA	NA	NA	NA	NA	NA	NA	NA	NA	NA
Administrative	NA	NA	NA	NA	NA	NA	NA	NA	NA	NA	NA	NA	NA	NA
Survey	NA	NA	NA	NA	NA	NA	NA	NA	NA	NA	NA	NA	NA	NA

Further information and estimates for 1980-1996 are available at:

http://www.childinfo.org/immunization_countryreports.html

http://www.who.int/immunization_monitoring/routine/immunization_coverage/en/index4.html