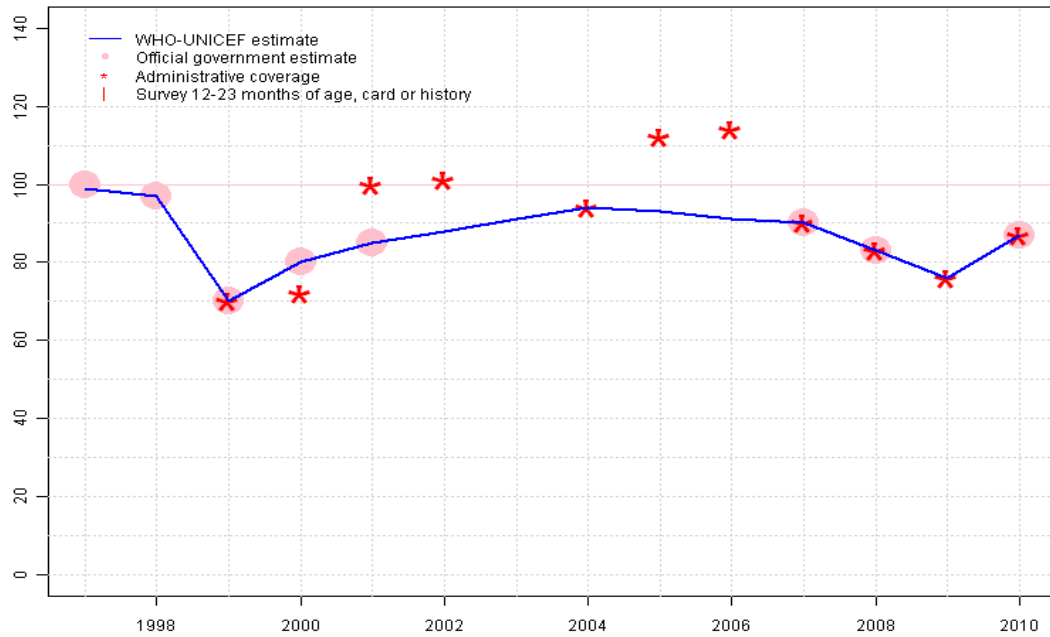


# Kiribati - BCG

KIR - BCG



	1997	1998	1999	2000	2001	2002	2003	2004	2005	2006	2007	2008	2009	2010
Estimate	99	97	70	80	85	88	91	94	93	91	90	83	76	87
Official	100	97	70	80	85	NA	NA	NA	NA	NA	90	83	NA	87
Administrative	NA	NA	70	72	100	101	NA	94	112	114	90	83	76	87
Survey	NA	NA	NA	NA	NA	NA	NA	NA	NA	NA	NA	NA	NA	NA

## Description:

1997: Legacy estimate.

1998: Estimate based on reported data.

1999: Estimate based on reported data. Fluctuations attributed to small birth cohort.

2000: Estimate based on reported data.

2001: Estimate based on reported data.

2002: Estimate based on interpolation between 2001 and 2004. Reported data of 101 percent greater than 100 percent.

2003: Estimate based on interpolation between 2001 and 2004.

2004: Estimate based on reported data.

2005: Estimate based on interpolation between 2004 and 2007. Reported data of 112 percent greater than 100 percent.

2006: Estimate based on interpolation between 2004 and 2007. Reported data of 114 percent greater than 100 percent.

2007: Estimate based on reported data.

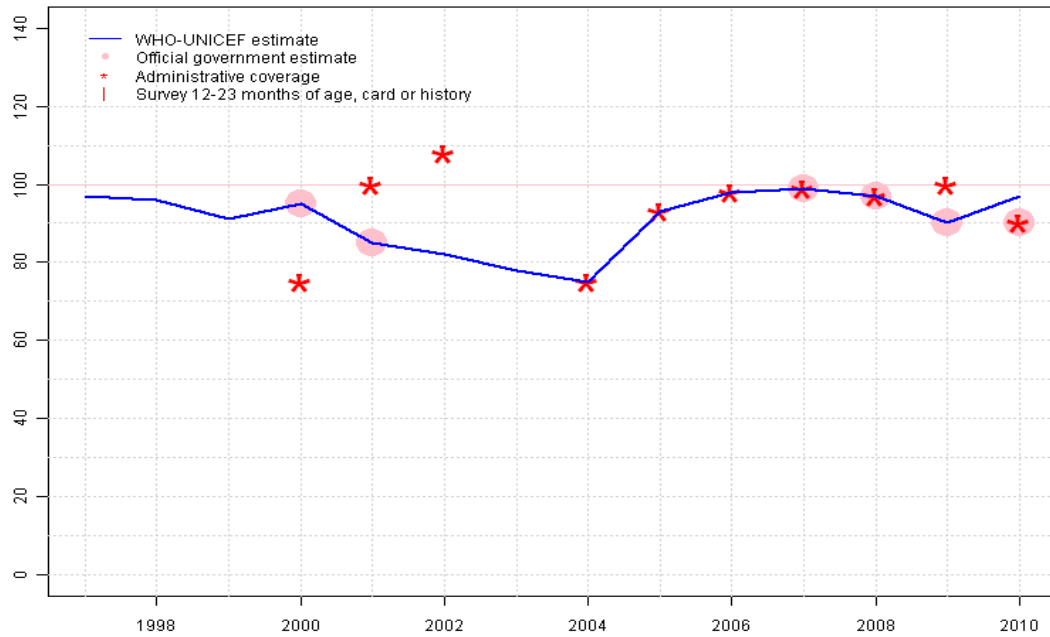
2008: Estimate based on reported data.

2009: Estimate based on reported data.

2010: Estimate based on reported data. Fluctuations attributed to small birth cohort.

# Kiribati - DTP1

KIR - DTP1



	1997	1998	1999	2000	2001	2002	2003	2004	2005	2006	2007	2008	2009	2010
Estimate	97	96	91	95	85	82	78	75	93	98	99	97	90	97
Official	NA	NA	NA	95	85	NA	NA	NA	NA	NA	99	97	90	90
Administrative	NA	NA	NA	75	100	108	NA	75	93	98	99	97	100	90
Survey	NA	NA	NA	NA	NA	NA	NA	NA	NA	NA	NA	NA	NA	NA

## Description:

1997: Legacy estimate.

1998: No DTP1 data. Estimate based on DTP3 coverage of 88. Current estimate of 96 percent changed from previous revision value of 97 percent.

1999: No DTP1 data. Estimate based on DTP3 coverage of 78. Current estimate of 91 percent changed from previous revision value of 97 percent.

2000: Estimate based on reported data. Current estimate of 95 percent changed from previous revision value of 97 percent.

2001: Estimate based on reported data. Current estimate of 85 percent changed from previous revision value of 87 percent.

2002: Estimate based on interpolation between 2001 and 2004. Reported data of 108 percent greater than 100 percent. Current estimate of 82 percent changed from previous revision value of 84 percent.

2003: Estimate based on interpolation between 2001 and 2004. Current estimate of 78 percent changed from previous revision value of 80 percent.

2004: Estimate based on reported data. Current estimate of 75 percent changed from previous revision value of 77 percent.

2005: Estimate based on reported data. Current estimate of 93 percent changed from previous revision value of 95 percent.

2006: Estimate based on reported data. Current estimate of 98 percent changed from previous revision value of 99 percent.

2007: Estimate based on reported data.

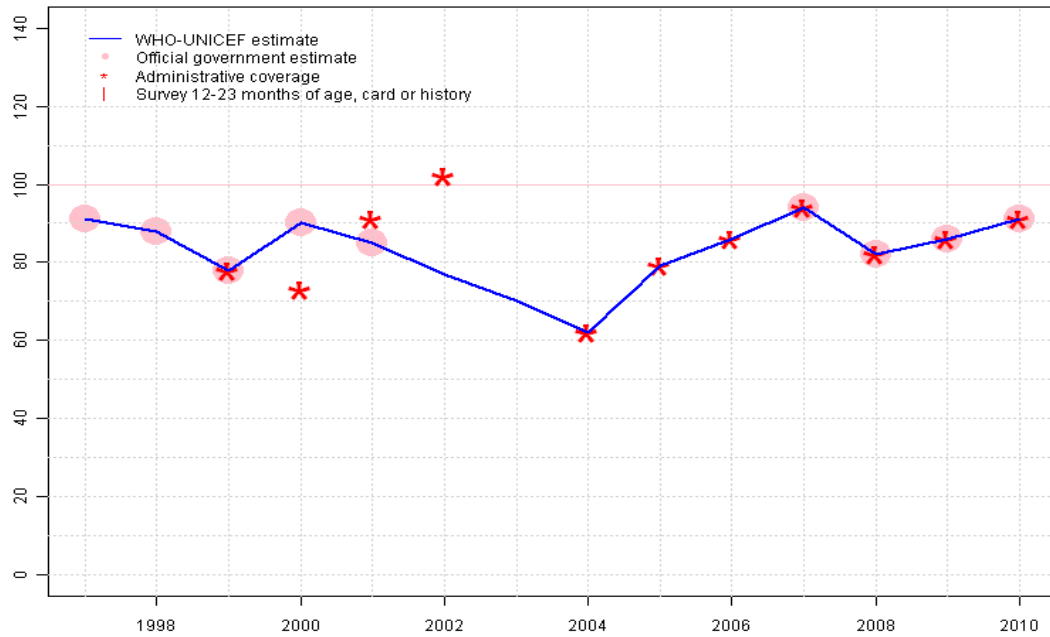
2008: Estimate based on reported data. Current estimate of 97 percent changed from previous revision value of 99 percent.

2009: Estimate based on reported data. Current estimate of 90 percent changed from previous revision value of 92 percent.

2010: DTP1 coverage estimated based on DTP3 coverage of 91. Fluctuations attributed to small birth cohort.

# Kiribati - DTP3

KIR - DTP3



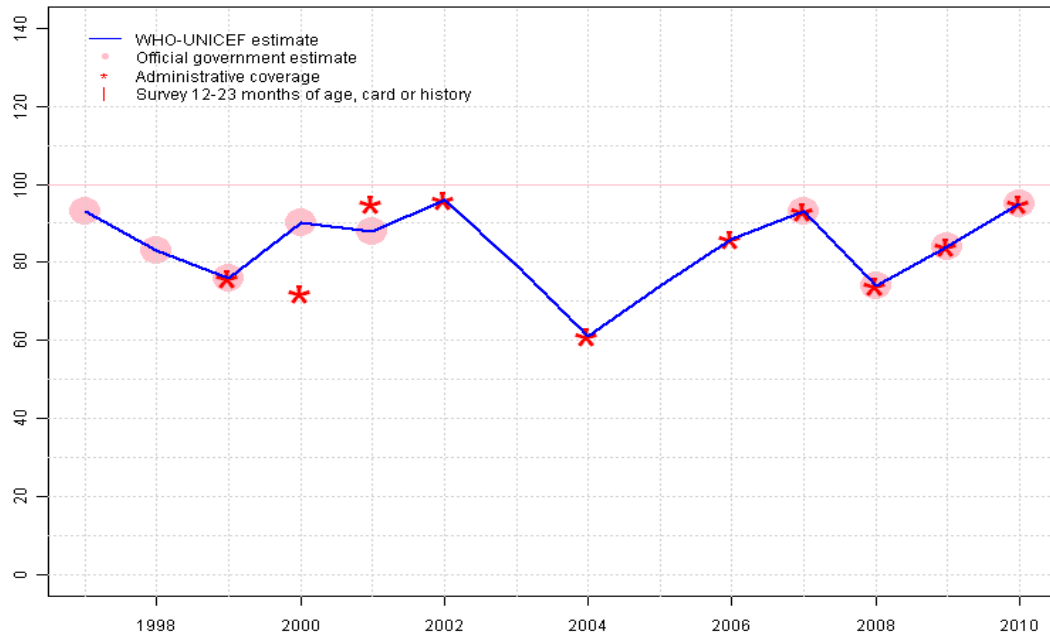
## Description:

- 1997: Legacy estimate.
- 1998: Estimate based on reported data.
- 1999: Estimate based on reported data. Fluctuations attributed to small birth cohort.
- 2000: Estimate based on reported data.
- 2001: Estimate based on reported data.
- 2002: Estimate based on interpolation between 2001 and 2004. Reported data of 102 percent greater than 100 percent.
- 2003: Estimate based on interpolation between 2001 and 2004.
- 2004: Estimate based on reported data.
- 2005: Estimate based on reported data.
- 2006: Estimate based on reported data.
- 2007: Estimate based on reported data.
- 2008: Estimate based on reported data.
- 2009: Estimate based on reported data.
- 2010: Estimate based on reported data. Fluctuations attributed to small birth cohort.

	1997	1998	1999	2000	2001	2002	2003	2004	2005	2006	2007	2008	2009	2010
Estimate	91	88	78	90	85	77	70	62	79	86	94	82	86	91
Official	91	88	78	90	85	NA	NA	NA	NA	NA	94	82	86	91
Administrative	NA	NA	78	73	91	102	NA	62	79	86	94	82	86	91
Survey	NA	NA	NA	NA	NA	NA	NA	NA	NA	NA	NA	NA	NA	NA

# Kiribati - Pol3

KIR - Pol3



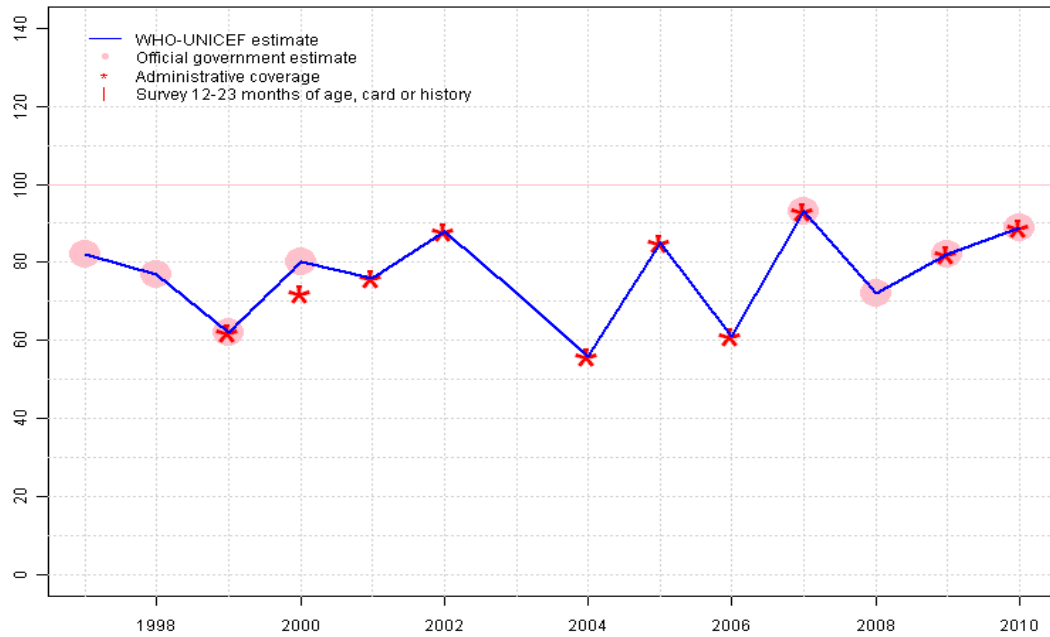
## Description:

- 1997: Legacy estimate.
- 1998: Estimate based on reported data.
- 1999: Estimate based on reported data. Current estimate of 76 percent changed from previous revision value of 77 percent.
- 2000: Estimate based on reported data.
- 2001: Estimate based on reported data.
- 2002: Estimate based on reported data.
- 2003: Estimate based on interpolation between 2002 and 2004.
- 2004: Estimate based on reported data.
- 2005: Estimate based on interpolation between 2004 and 2006.
- 2006: Estimate based on reported data.
- 2007: Estimate based on reported data.
- 2008: Estimate based on reported data. Fluctuations attributed to small birth cohort.
- 2009: Estimate based on reported data. Fluctuations attributed to small birth cohort.
- 2010: Estimate based on reported data. Fluctuations attributed to small birth cohort.

	1997	1998	1999	2000	2001	2002	2003	2004	2005	2006	2007	2008	2009	2010
Estimate	93	83	76	90	88	96	79	61	74	86	93	74	84	95
Official	93	83	76	90	88	NA	NA	NA	NA	NA	93	74	84	95
Administrative	NA	NA	76	72	95	96	NA	61	NA	86	93	74	84	95
Survey	NA	NA	NA	NA	NA	NA	NA	NA	NA	NA	NA	NA	NA	NA

# Kiribati - MCV

KIR - MCV



## Description:

1997: Legacy estimate.

1998: Estimate based on reported data.

1999: Estimate based on reported data. Fluctuations attributed to small birth cohort.

2000: Estimate based on reported data. Fluctuations attributed to small birth cohort.

2001: Estimate based on reported data. Fluctuations attributed to small birth cohort.

2002: Estimate based on reported data. Fluctuations attributed to small birth cohort.

2003: Estimate based on interpolation between 2002 and 2004. Fluctuations attributed to small birth cohort.

2004: Estimate based on reported data. Fluctuations attributed to small birth cohort.

2005: Estimate based on reported data. Fluctuations attributed to small birth cohort.

2006: Estimate based on reported data. Fluctuations attributed to small birth cohort.

2007: Estimate based on reported data. Fluctuations attributed to small birth cohort.

2008: Estimate based on reported data. Fluctuations attributed to small birth cohort.

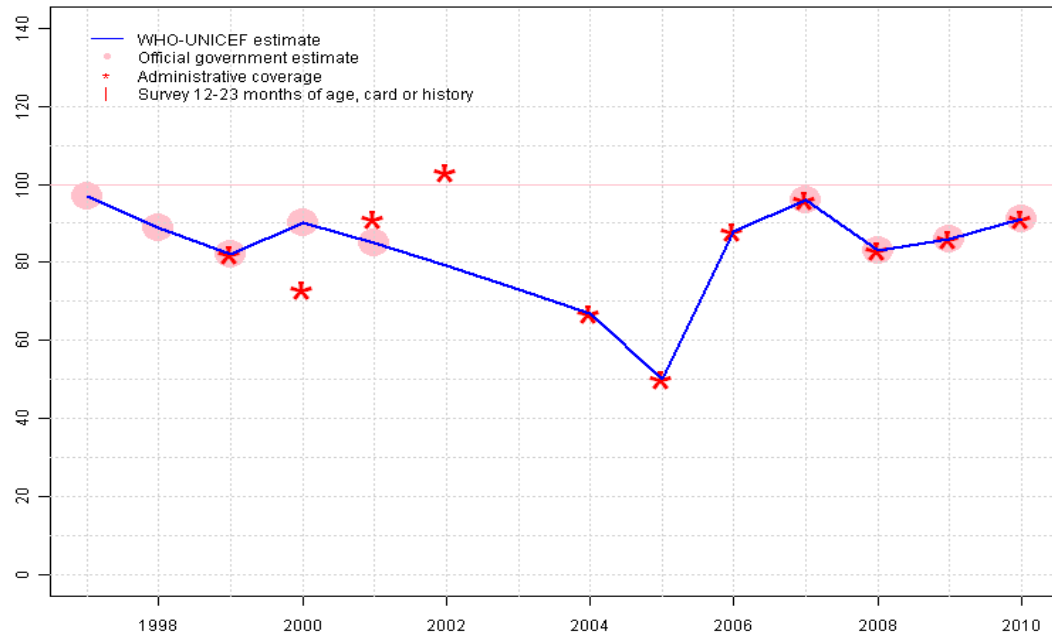
2009: Estimate based on reported data. Fluctuations attributed to small birth cohort.

2010: Estimate based on reported data. Fluctuations attributed to small birth cohort.

	1997	1998	1999	2000	2001	2002	2003	2004	2005	2006	2007	2008	2009	2010
Estimate	82	77	62	80	76	88	72	56	85	61	93	72	82	89
Official	82	77	62	80	NA	NA	NA	NA	NA	NA	93	72	82	89
Administrative	NA	NA	62	72	76	88	NA	56	85	61	93	NA	82	89
Survey	NA	NA	NA	NA	NA	NA	NA	NA	NA	NA	NA	NA	NA	NA

# Kiribati - HepB3

KIR - HepB3



## Description:

1997: Legacy estimate.

1998: Estimate based on reported data.

1999: Estimate based on reported data.

2000: Estimate based on reported data.

2001: Estimate based on reported data.

2002: Estimate based on interpolation between 2001 and 2004. Reported data of 103 percent greater than 100 percent.

2003: Estimate based on interpolation between 2001 and 2004.

2004: Estimate based on reported data.

2005: Estimate based on reported data. Fluctuations attributed to small birth cohort.

2006: Estimate based on reported data.

2007: Estimate based on reported data.

2008: Estimate based on reported data.

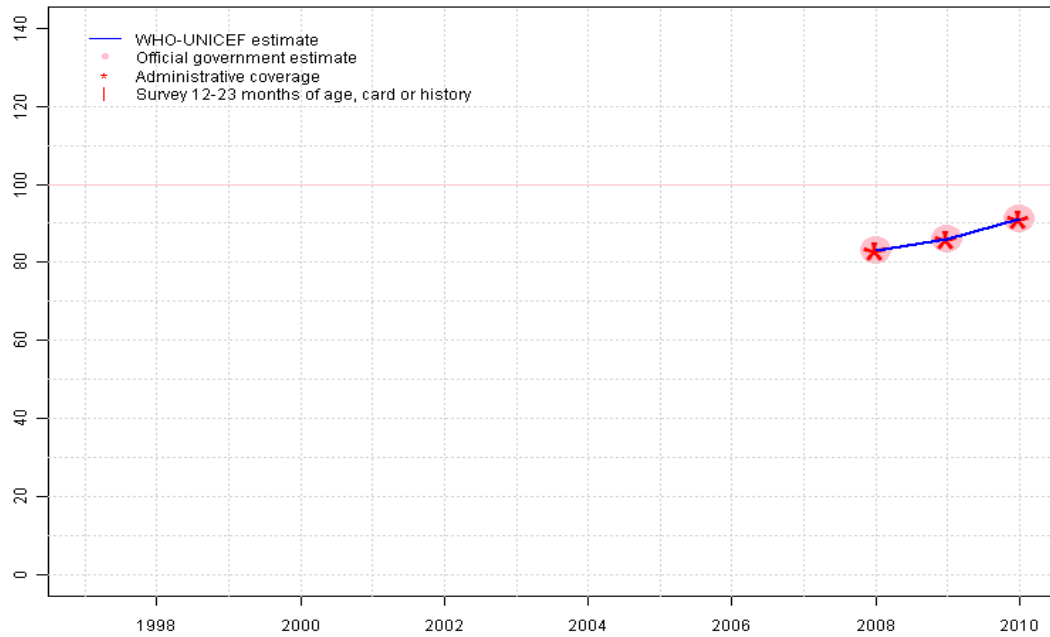
2009: Estimate based on reported data.

2010: Estimate based on reported data. Fluctuations attributed to small birth cohort.

	1997	1998	1999	2000	2001	2002	2003	2004	2005	2006	2007	2008	2009	2010
Estimate	97	89	82	90	85	79	73	67	50	88	96	83	86	91
Official	97	89	82	90	85	NA	NA	NA	NA	NA	96	83	86	91
Administrative	NA	NA	82	73	91	103	NA	67	50	88	96	83	86	91
Survey	NA	NA	NA	NA	NA	NA	NA	NA	NA	NA	NA	NA	NA	NA

# Kiribati - Hib3

KIR - Hib3



## Description:

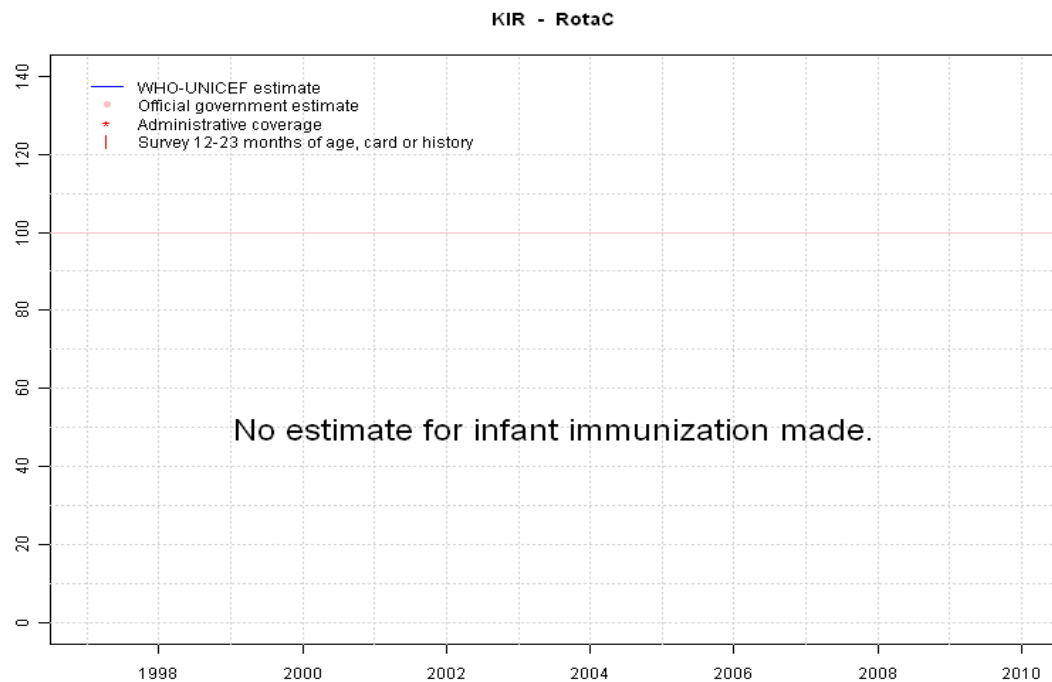
2008: Estimate based on reported data. Hib introduced in 2008 Vaccine presentation is DTP-HepB-Hib.

2009: Estimate based on reported data.

2010: Estimate based on reported data. Fluctuations attributed to small birth cohort.

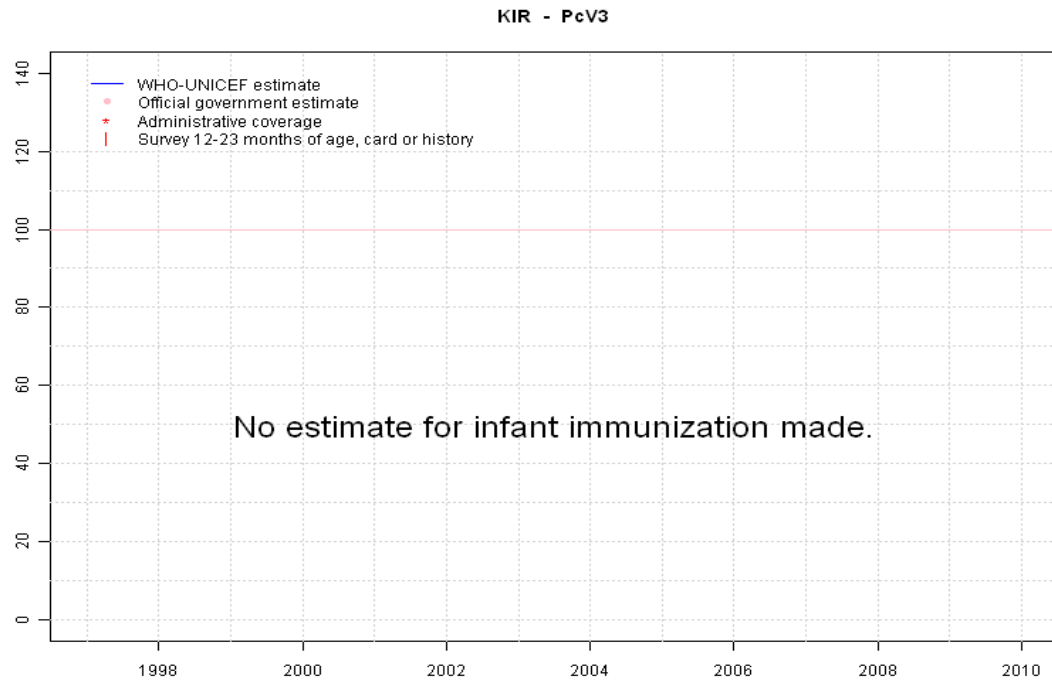
	1997	1998	1999	2000	2001	2002	2003	2004	2005	2006	2007	2008	2009	2010
Estimate	NA	NA	NA	NA	NA	NA	NA	NA	NA	NA	NA	83	86	91
Official	NA	NA	NA	NA	NA	NA	NA	NA	NA	NA	NA	83	86	91
Administrative	NA	NA	NA	NA	NA	NA	NA	NA	NA	NA	NA	83	86	91
Survey	NA	NA	NA	NA	NA	NA	NA	NA	NA	NA	NA	NA	NA	NA

# Kiribati - RotaC



	1997	1998	1999	2000	2001	2002	2003	2004	2005	2006	2007	2008	2009	2010
Estimate	NA	NA	NA	NA	NA	NA	NA	NA	NA	NA	NA	NA	NA	NA
Official	NA	NA	NA	NA	NA	NA	NA	NA	NA	NA	NA	NA	NA	NA
Administrative	NA	NA	NA	NA	NA	NA	NA	NA	NA	NA	NA	NA	NA	NA
Survey	NA	NA	NA	NA	NA	NA	NA	NA	NA	NA	NA	NA	NA	NA

# Kiribati - PcV3



	1997	1998	1999	2000	2001	2002	2003	2004	2005	2006	2007	2008	2009	2010
Estimate	NA	NA	NA	NA	NA	NA	NA	NA	NA	NA	NA	NA	NA	NA
Official	NA	NA	NA	NA	NA	NA	NA	NA	NA	NA	NA	NA	NA	NA
Administrative	NA	NA	NA	NA	NA	NA	NA	NA	NA	NA	NA	NA	NA	NA
Survey	NA	NA	NA	NA	NA	NA	NA	NA	NA	NA	NA	NA	NA	NA

Further information and estimates for 1980-1996 are available at:

[http://www.childinfo.org/immunization\\_countryreports.html](http://www.childinfo.org/immunization_countryreports.html)

[http://www.who.int/immunization\\_monitoring/routine/immunization\\_coverage/en/index4.html](http://www.who.int/immunization_monitoring/routine/immunization_coverage/en/index4.html)