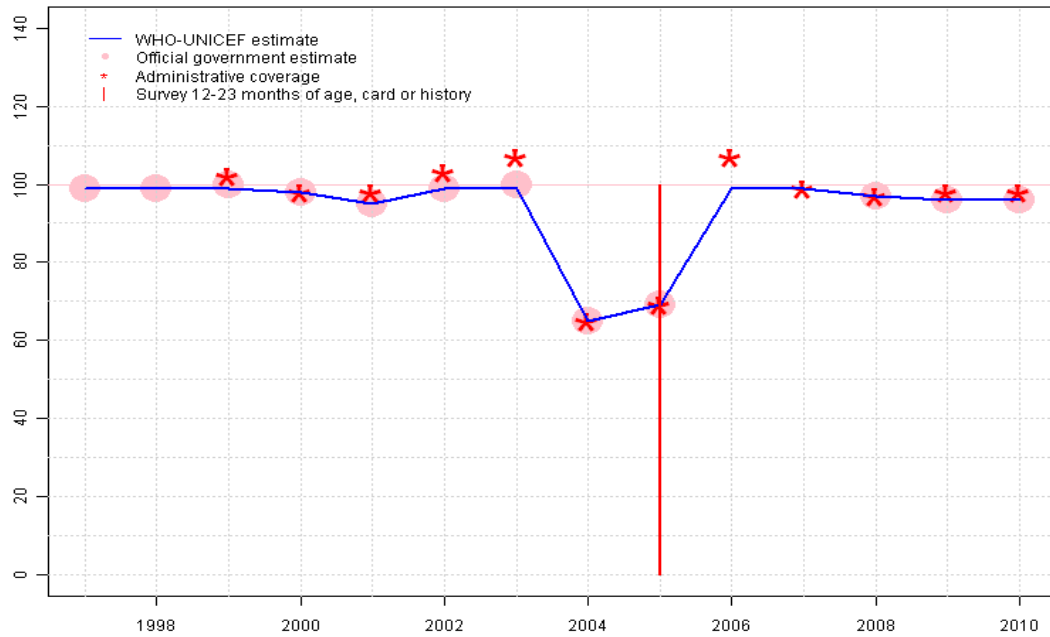


Kazakhstan - BCG

KAZ - BCG



Description:

1997: Legacy estimate.

1998: Estimate based on reported data.

1999: Estimate based on reported data.

2000: Estimate based on reported data.

2001: Estimate based on reported data. Current estimate of 95 percent changed from previous revision value of 96 percent.

2002: Estimate based on reported data.

2003: Estimate based on reported data.

2004: Estimate based on reported data. Decline is the result of five months of vaccine stock out.

2005: Decline is the result of five months of vaccine stock out. MICH 2006 survey result represents catch-up following 2004-2005 stock out.

2006: MICH 2006 survey result represents catch-up following 2004-2005 stock out. Reported data of 107 percent greater than 100 percent.

2007: Estimate based on reported data.

2008: Estimate based on reported data.

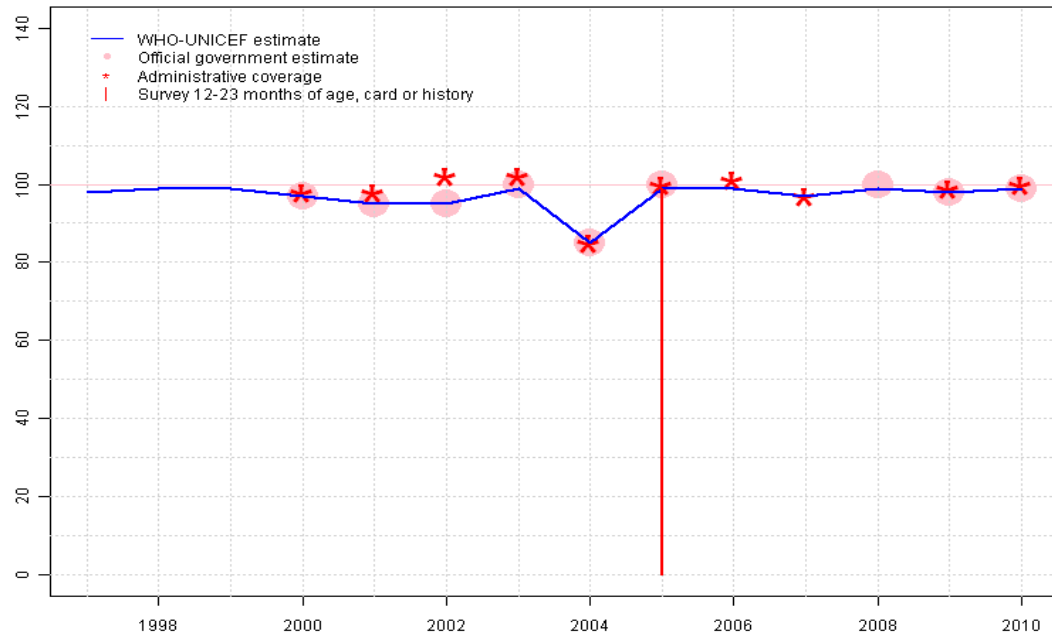
2009: Estimate based on reported data.

2010: Estimate based on reported data.

	1997	1998	1999	2000	2001	2002	2003	2004	2005	2006	2007	2008	2009	2010
Estimate	99	99	99	98	95	99	99	65	69	99	99	97	96	96
Official	99	99	100	98	95	99	100	65	69	NA	NA	97	96	96
Administrative	NA	NA	102	98	98	103	107	65	69	107	99	97	98	98
Survey	NA	NA	NA	NA	NA	NA	NA	NA	100	NA	NA	NA	NA	NA

Kazakhstan - DTP1

KAZ - DTP1



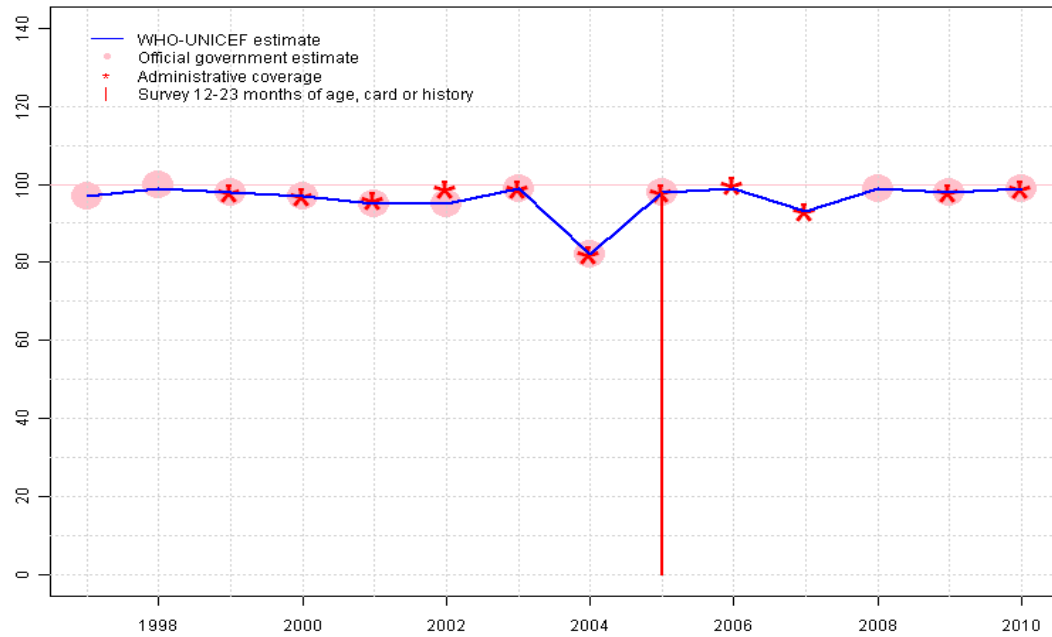
Description:

- 1997: Legacy estimate.
- 1998: No DTP1 data. Estimate based on DTP3 coverage of 100. Current estimate of 99 percent changed from previous revision value of 98 percent.
- 1999: No DTP1 data. Estimate based on DTP3 coverage of 98. Current estimate of 99 percent changed from previous revision value of 98 percent.
- 2000: Reported data calibrated to 1997 and 2005 levels.
- 2001: Reported data calibrated to 1997 and 2005 levels. Current estimate of 95 percent changed from previous revision value of 96 percent.
- 2002: Reported data calibrated to 1997 and 2005 levels. Current estimate of 95 percent changed from previous revision value of 96 percent.
- 2003: Reported data calibrated to 1997 and 2005 levels.
- 2004: Reported data calibrated to 1997 and 2005 levels. Decline results from three month vaccine stock out.
- 2005: Estimate based on reported data. 99 percent survey results supports reported data of 100 percent.
- 2006: No DTP1 data. Estimate based on DTP3 coverage of 100. Reported data of 101 percent greater than 100 percent.
- 2007: Estimate based on reported data.
- 2008: Estimate based on reported data.
- 2009: Estimate based on reported data.
- 2010: Estimate based on reported data.

	1997	1998	1999	2000	2001	2002	2003	2004	2005	2006	2007	2008	2009	2010
Estimate	98	99	99	97	95	95	99	85	99	99	97	99	98	99
Official	NA	NA	NA	97	95	95	100	85	100	NA	NA	100	98	99
Administrative	NA	NA	NA	98	98	102	102	85	100	101	97	NA	99	100
Survey	NA	NA	NA	NA	NA	NA	NA	NA	99	NA	NA	NA	NA	NA

Kazakhstan - DTP3

KAZ - DTP3



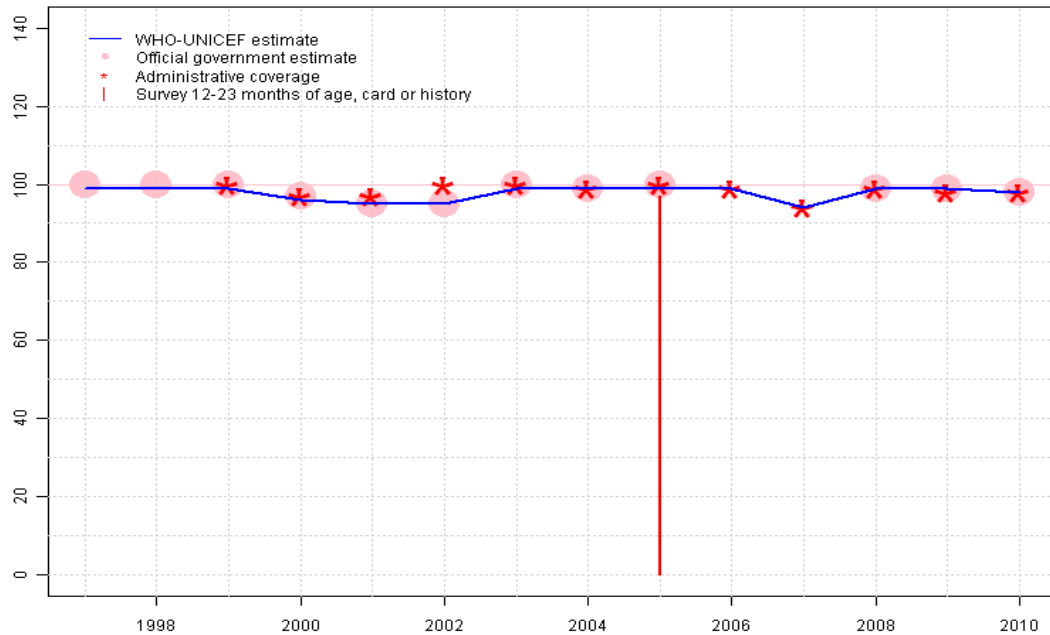
Description:

- 1997: Legacy estimate.
- 1998: Estimate based on reported data.
- 1999: Estimate based on reported data.
- 2000: Estimate based on reported data.
- 2001: Estimate based on reported data. Current estimate of 95 percent changed from previous revision value of 96 percent.
- 2002: Estimate based on reported data.
- 2003: Estimate based on reported data.
- 2004: Estimate based on reported data. Decline results from three month vaccine stock out.
- 2005: Estimate based on reported data. 99 percent survey results supports reported data of 98 percent. Survey results of 98 percent modified for recall bias to 99 percent based on 1st dose card or history coverage of 99 percent, 1st dose card only coverage of 96 percent and 3d dose card only coverage of 96 percent.
- 2006: Estimate based on reported data.
- 2007: Estimate based on reported data.
- 2008: Estimate based on reported data.
- 2009: Estimate based on reported data.
- 2010: Estimate based on reported data.

	1997	1998	1999	2000	2001	2002	2003	2004	2005	2006	2007	2008	2009	2010
Estimate	97	99	98	97	95	95	99	82	98	99	93	99	98	99
Official	97	100	98	97	95	95	99	82	98	NA	NA	99	98	99
Administrative	NA	NA	98	97	96	99	99	82	98	100	93	NA	98	99
Survey	NA	NA	NA	NA	NA	NA	NA	NA	98	NA	NA	NA	NA	NA

Kazakhstan - Pol3

KAZ - Pol3



Description:

1997: Legacy estimate.

1998: Reported data calibrated to 1997 and 2005 levels.

1999: Reported data calibrated to 1997 and 2005 levels.

2000: Reported data calibrated to 1997 and 2005 levels. Current estimate of 96 percent changed from previous revision value of 97 percent.

2001: Reported data calibrated to 1997 and 2005 levels. Current estimate of 95 percent changed from previous revision value of 96 percent.

2002: Reported data calibrated to 1997 and 2005 levels.

2003: Reported data calibrated to 1997 and 2005 levels.

2004: Reported data calibrated to 1997 and 2005 levels.

2005: Estimate based on reported data. 99 percent survey results supports reported data of 100 percent. Survey results of 97 percent modified for recall bias to 99 percent based on 1st dose card or history coverage of 99 percent, 1st dose card only coverage of 95 percent and 3d dose card only coverage of 95 percent.

2006: Estimate based on reported data.

2007: Estimate based on reported data.

2008: Estimate based on reported data.

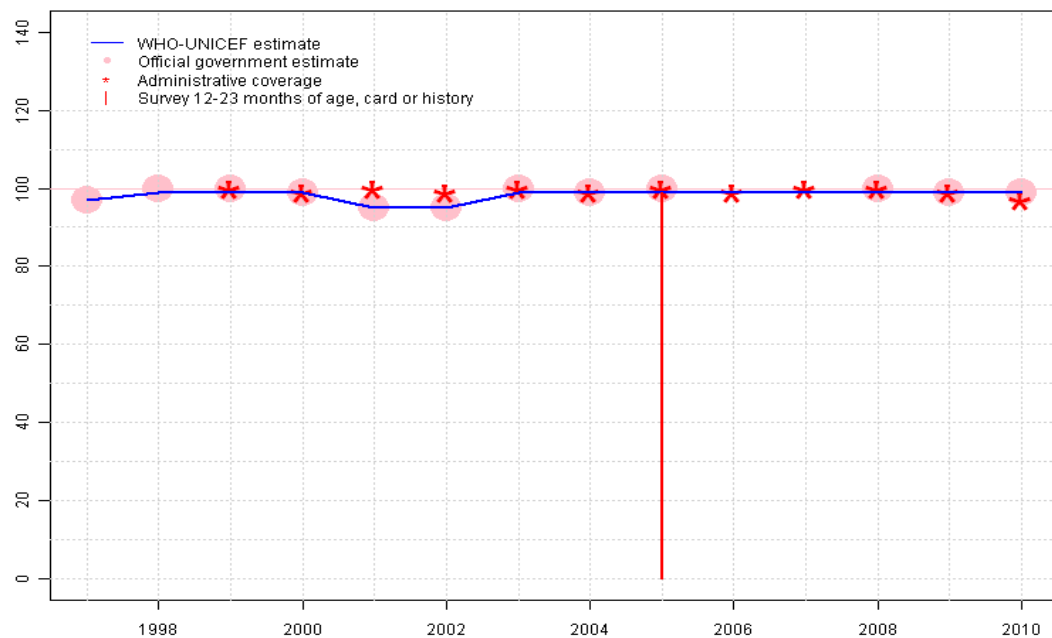
2009: Estimate based on reported data.

2010: Estimate based on reported data.

	1997	1998	1999	2000	2001	2002	2003	2004	2005	2006	2007	2008	2009	2010
Estimate	99	99	99	96	95	95	99	99	99	99	94	99	99	98
Official	100	100	100	97	95	95	100	99	100	NA	NA	99	99	98
Administrative	NA	NA	100	97	97	100	100	99	100	99	94	99	98	98
Survey	NA	NA	NA	NA	NA	NA	NA	NA	97	NA	NA	NA	NA	NA

Kazakhstan - MCV

KAZ - MCV



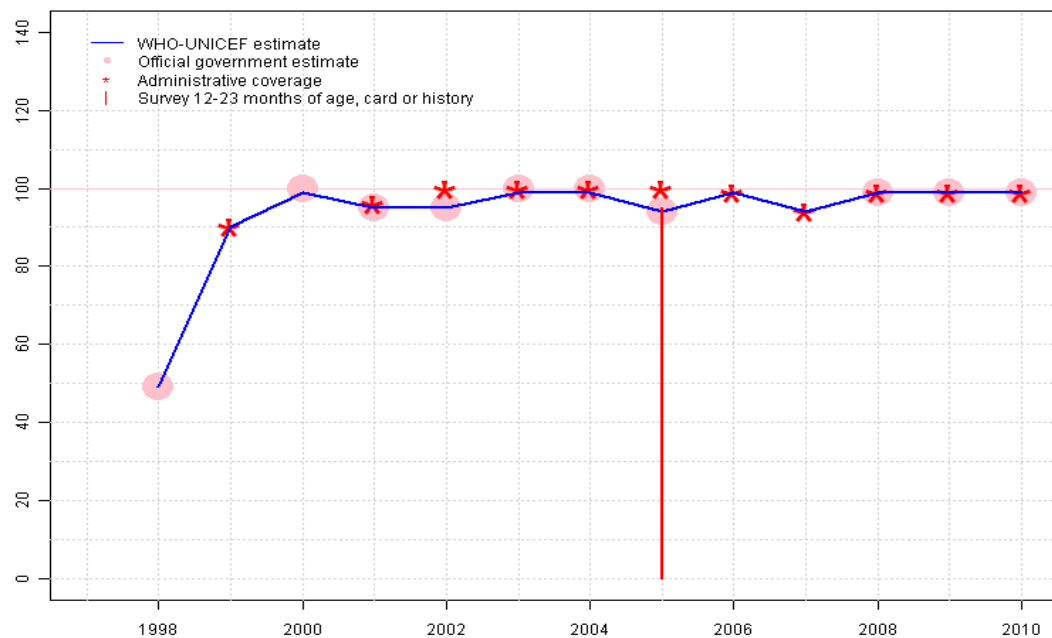
Description:

- 1997: Legacy estimate.
- 1998: Estimate based on reported data.
- 1999: Estimate based on reported data.
- 2000: Estimate based on reported data.
- 2001: Estimate based on reported data. Current estimate of 95 percent changed from previous revision value of 96 percent.
- 2002: Estimate based on reported data.
- 2003: Estimate based on reported data.
- 2004: Estimate based on reported data.
- 2005: Estimate based on reported data. 99 percent survey results supports reported data of 100 percent.
- 2006: Estimate based on reported data.
- 2007: Estimate based on reported data.
- 2008: Estimate based on reported data.
- 2009: Estimate based on reported data.
- 2010: Estimate based on reported data.

	1997	1998	1999	2000	2001	2002	2003	2004	2005	2006	2007	2008	2009	2010
Estimate	97	99	99	99	95	95	99	99	99	99	99	99	99	99
Official	97	100	100	99	95	95	100	99	100	NA	NA	100	99	99
Administrative	NA	NA	100	99	100	99	100	99	100	99	100	100	99	97
Survey	NA	NA	NA	NA	NA	NA	NA	NA	99	NA	NA	NA	NA	NA

Kazakhstan - HepB3

KAZ - HepB3



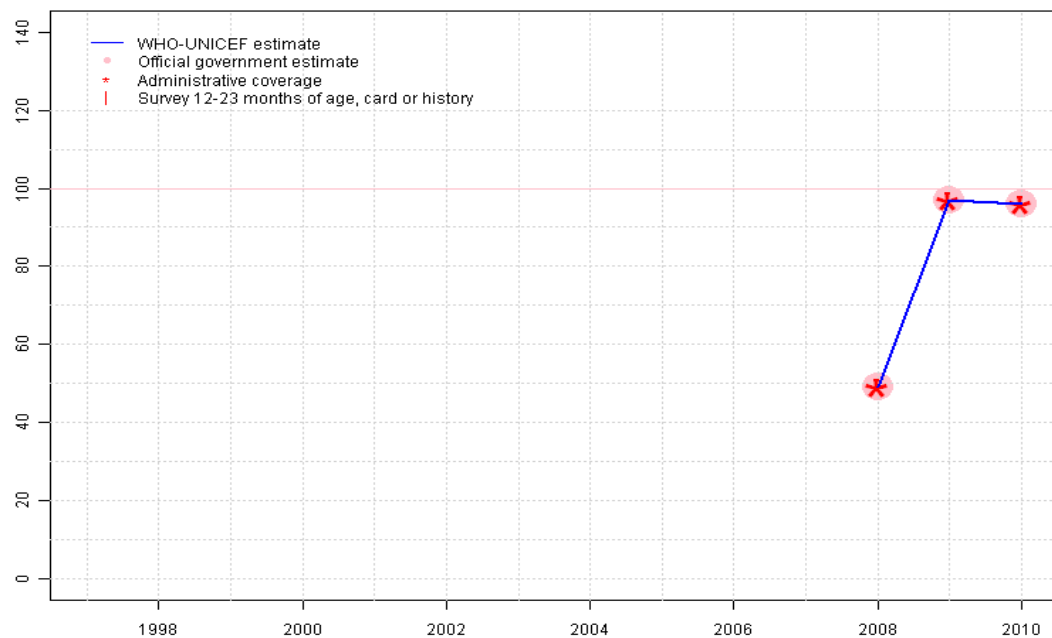
Description:

- 1998: Estimate based on reported data. HepB introduced in 1998
- 1999: Estimate based on reported data.
- 2000: Estimate based on reported data.
- 2001: Estimate based on reported data. Current estimate of 95 percent changed from previous revision value of 96 percent.
- 2002: Estimate based on reported data.
- 2003: Estimate based on reported data.
- 2004: Estimate based on reported data.
- 2005: Estimate based on reported data. 95 percent survey results supports reported data of 94 percent. Survey results of 95 percent modified for recall bias to 95 percent based on 1st dose card or history coverage of 95 percent, 1st dose card only coverage of 95 percent and 3d dose card only coverage of 95 percent.
- 2006: Estimate based on reported data.
- 2007: Estimate based on reported data.
- 2008: Estimate based on reported data.
- 2009: Estimate based on reported data.
- 2010: Estimate based on reported data.

	1997	1998	1999	2000	2001	2002	2003	2004	2005	2006	2007	2008	2009	2010
Estimate	NA	49	90	99	95	95	99	99	94	99	94	99	99	99
Official	NA	49	NA	100	95	95	100	100	94	NA	NA	99	99	99
Administrative	NA	NA	90	NA	96	100	100	100	100	99	94	99	99	99
Survey	NA	NA	NA	NA	NA	NA	NA	NA	95	NA	NA	NA	NA	NA

Kazakhstan - Hib3

KAZ - Hib3



Description:

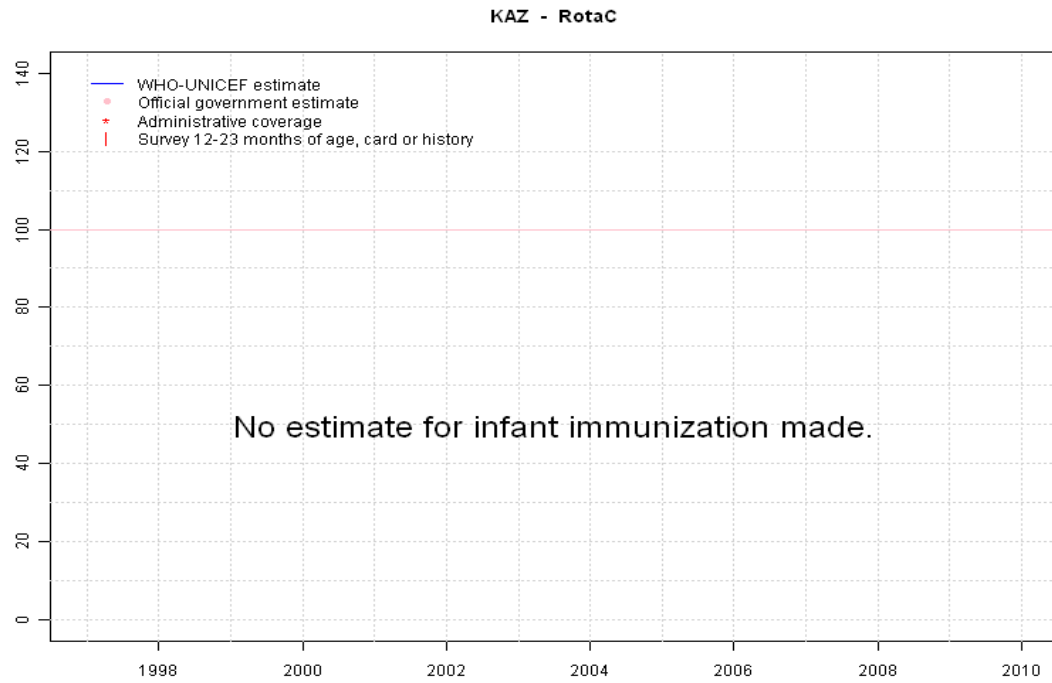
2008: Estimate based on reported data. Hib introduced in 2008

2009: Estimate based on reported data. Increase attributed to successful introduction.

2010: Estimate based on reported data.

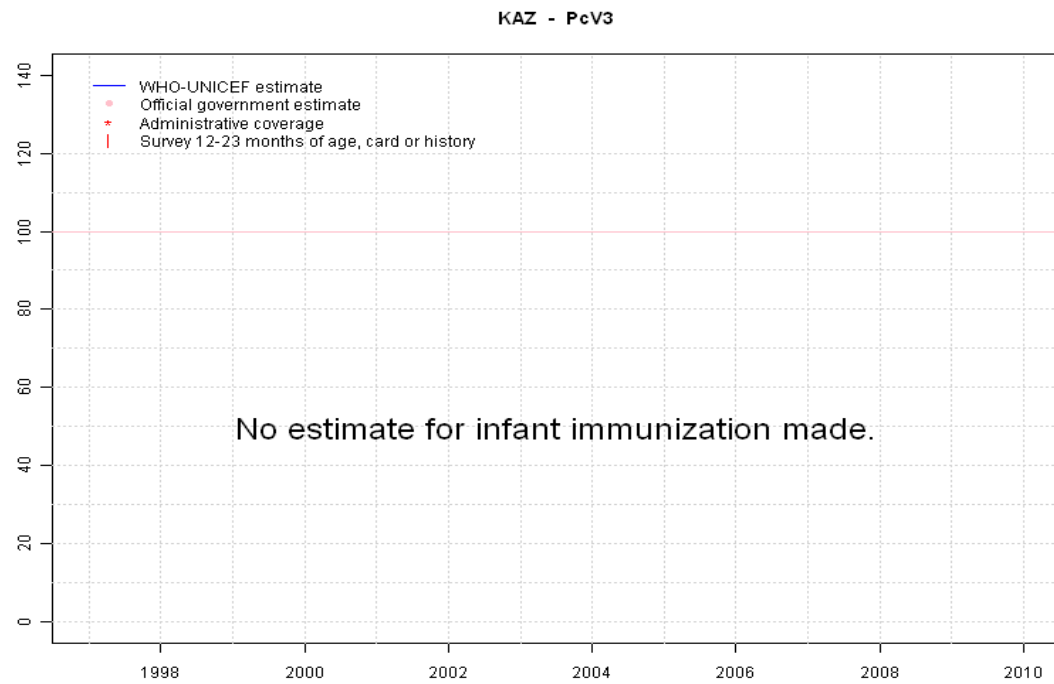
	1997	1998	1999	2000	2001	2002	2003	2004	2005	2006	2007	2008	2009	2010
Estimate	NA	NA	NA	NA	NA	NA	NA	NA	NA	NA	NA	49	97	96
Official	NA	NA	NA	NA	NA	NA	NA	NA	NA	NA	NA	49	97	96
Administrative	NA	NA	NA	NA	NA	NA	NA	NA	NA	NA	NA	49	97	96
Survey	NA	NA	NA	NA	NA	NA	NA	NA	NA	NA	NA	NA	NA	NA

Kazakhstan - RotaC



	1997	1998	1999	2000	2001	2002	2003	2004	2005	2006	2007	2008	2009	2010
Estimate	NA	NA	NA	NA	NA	NA	NA	NA	NA	NA	NA	NA	NA	NA
Official	NA	NA	NA	NA	NA	NA	NA	NA	NA	NA	NA	NA	NA	NA
Administrative	NA	NA	NA	NA	NA	NA	NA	NA	NA	NA	NA	NA	NA	NA
Survey	NA	NA	NA	NA	NA	NA	NA	NA	NA	NA	NA	NA	NA	NA

Kazakhstan - PcV3



	1997	1998	1999	2000	2001	2002	2003	2004	2005	2006	2007	2008	2009	2010
Estimate	NA	NA	NA	NA	NA	NA	NA	NA	NA	NA	NA	NA	NA	NA
Official	NA	NA	NA	NA	NA	NA	NA	NA	NA	NA	NA	NA	NA	NA
Administrative	NA	NA	NA	NA	NA	NA	NA	NA	NA	NA	NA	NA	NA	NA
Survey	NA	NA	NA	NA	NA	NA	NA	NA	NA	NA	NA	NA	NA	NA

Kazakhstan - survey details

2005 Kazakhstan Multiple Indicator Cluster Survey 2006

Vaccine	Confirmation method	Coverage	Age cohort	Sample	Cards seen
BCG	C or H <12 months	98	15-26 m	991	95
BCG	Card	95	15-26 m	991	95
BCG	Card or History	100	15-26 m	991	95
BCG	History	4	15-26 m	991	95
DTP1	C or H <12 months	98	15-26 m	991	95
DTP1	Card	96	15-26 m	991	95
DTP1	Card or History	99	15-26 m	991	95
DTP1	History	4	15-26 m	991	95
DTP3	History	2	15-26 m	991	95
DTP3	C or H <12 months	92	15-26 m	991	95
DTP3	Card	96	15-26 m	991	95
DTP3	Card or History	98	15-26 m	991	95
HepB1	Card	95	15-26 m	991	95
HepB1	Card or History	95	15-26 m	991	95
HepB1	History	0	15-26 m	991	95
HepB1	C or H <12 months	94	15-26 m	991	95
HepB3	Card	95	15-26 m	991	95
HepB3	Card or History	95	15-26 m	991	95
HepB3	History	0	15-26 m	991	95
HepB3	C or H <12 months	92	15-26 m	991	95
MCV	C or H <12 months	95	15-26 m	991	95

MCV	Card	96	15-26 m	991	95
MCV	Card or History	99	15-26 m	991	95
MCV	History	4	15-26 m	991	95
Pol1	C or H <12 months	99	15-26 m	991	95
Pol1	History	4	15-26 m	991	95
Pol1	Card	95	15-26 m	991	95
Pol1	Card or History	100	15-26 m	991	95
Pol3	History	1	15-26 m	991	95
Pol3	C or H <12 months	94	15-26 m	991	95
Pol3	Card	95	15-26 m	991	95
Pol3	Card or History	97	15-26 m	991	95

1998 Kazakhstan Demographic and Health Survey 1999, 2000

Vaccine	Confirmation method	Coverage	Age cohort	Sample	Cards seen
BCG	Card	90	12-23 m	244	91
DTP1	Card	90	12-23 m	244	91
DTP3	Card	89	12-23 m	244	91
MCV	Card	79	12-23 m	244	91
Pol1	Card	90	12-23 m	244	91
Pol3	Card	83	12-23 m	244	91

Further information and estimates for 1980-1996 are available at:

http://www.childinfo.org/immunization_countryreports.html

http://www.who.int/immunization_monitoring/routine/immunization_coverage/en/index4.html