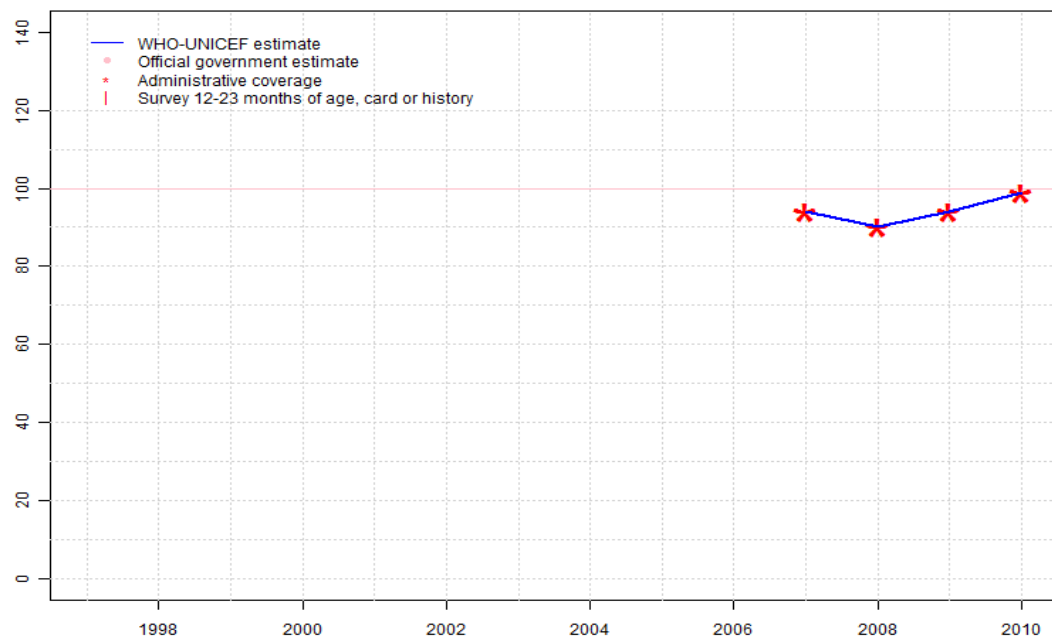


Japan - BCG

JPN - BCG



Description:

2007: Estimate based on reported data. BCG schedule changed from school year to less than 6 months of age in 2005. Reporting started in 2007.

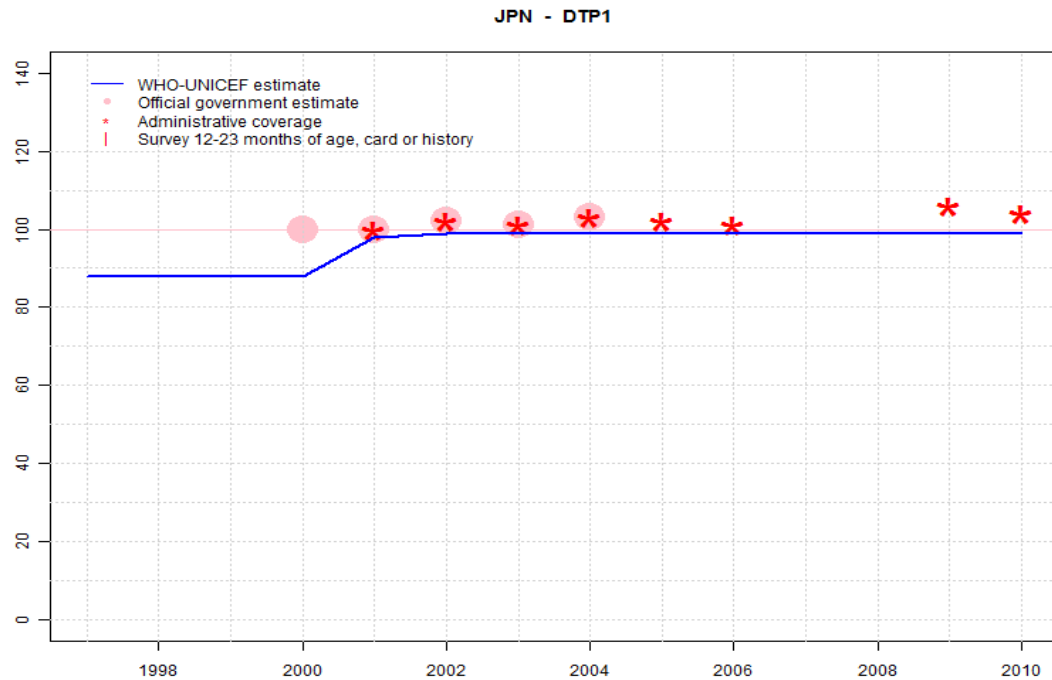
2008: Estimate based on reported data. Administrative data reported in 2008-2009 refer to immunizations given during 2006.

2009: Estimate based on reported data. Administrative data reported in 2008-2009 refer to immunizations given during 2006.

2010: Estimate based on reported data.

	1997	1998	1999	2000	2001	2002	2003	2004	2005	2006	2007	2008	2009	2010
Estimate	NA	NA	NA	NA	NA	NA	NA	NA	NA	NA	94	90	94	99
Official	NA	NA	NA	NA	NA	NA	NA	NA	NA	NA	NA	NA	NA	NA
Administrative	NA	NA	NA	NA	NA	NA	NA	NA	NA	NA	94	90	94	99
Survey	NA	NA	NA	NA	NA	NA	NA	NA	NA	NA	NA	NA	NA	NA

Japan - DTP1



	1997	1998	1999	2000	2001	2002	2003	2004	2005	2006	2007	2008	2009	2010
Estimate	88	88	88	88	98	99	99	99	99	99	99	99	99	99
Official	NA	NA	NA	100	100	102	101	103	NA	NA	NA	NA	NA	NA
Administrative	NA	NA	NA	NA	100	102	101	103	102	101	NA	NA	106	104
Survey	NA	NA	NA	NA	NA	NA	NA	NA	NA	NA	NA	NA	NA	NA

Description:

1997: Legacy estimate.

1998: Estimate based on interpolation between 1997 and 2000.

1999: Estimate based on interpolation between 1997 and 2000.

2000: Reported data 100 percent calibrated to 1997 levels. Reported data of 100 percent estimated by extrapolating from 2000

2001: DTP1 coverage estimated based on DTP3 coverage of 95.

2002: Estimate based on interpolation between 2001 and 2003. Reported data of 102 percent greater than 100 percent. Current estimate of 99 percent changed from previous revision value of 98 percent.

2003: No DTP1 data. Estimate based on DTP3 coverage of 97. Reported data of 101 percent greater than 100 percent. Current estimate of 99 percent changed from previous revision value of 98 percent.

2004: No DTP1 data. Estimate based on DTP3 coverage of 100. Reported data of 103 percent greater than 100 percent. Current estimate of 99 percent changed from previous revision value of 98 percent.

2005: No DTP1 data. Estimate based on DTP3 coverage of 98. Reported data of 102 percent greater than 100 percent. Current estimate of 99 percent changed from previous revision value of 98 percent.

2006: No DTP1 data. Estimate based on DTP3 coverage of 98. Reported data of 101 percent greater than 100 percent. Current estimate of 99 percent changed from previous revision value of 98 percent.

2007: Estimate based on extrapolation from 2006 value of 99 percent. Current estimate of 99 percent changed from previous revision value of 98 percent.

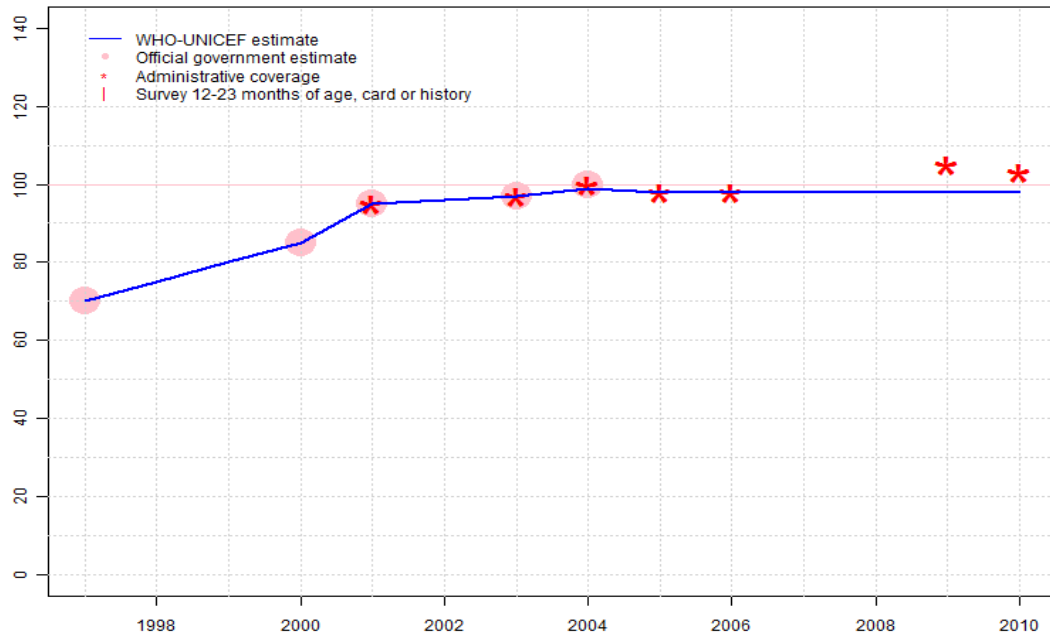
2008: Estimate based on extrapolation from 2006 value of 99 percent. Administrative data reported in 2008-2009 refer to immunizations given during 2006. Current estimate of 99 percent changed from previous revision value of 98 percent.

2009: Estimate based on extrapolation from 2006 value of 99 percent. Reported data of 106 percent greater than 100 percent. Administrative data reported in 2008-2009 refer to immunizations given during 2006. Current estimate of 99 percent changed from previous revision value of 98 percent.

2010: Estimate based on extrapolation from 2006 value of 99 percent. Reported data of 104 percent greater than 100 percent.

Japan - DTP3

JPN - DTP3



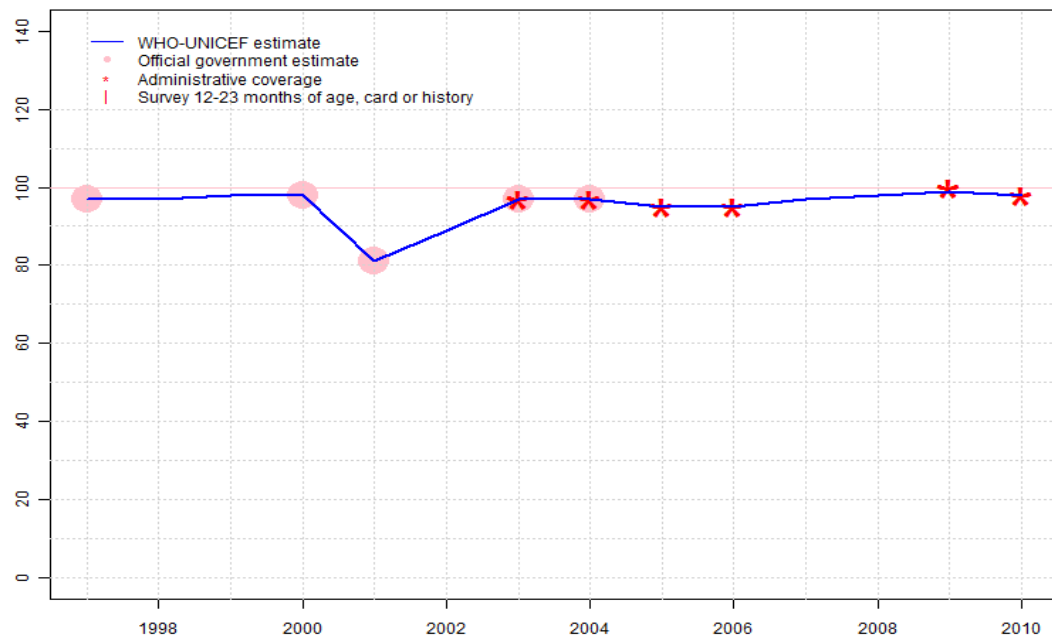
Description:

- 1997: Legacy estimate.
- 1998: Estimate based on interpolation between 1997 and 2000.
- 1999: Estimate based on interpolation between 1997 and 2000.
- 2000: Estimate based on reported data.
- 2001: Estimate based on reported data.
- 2002: Estimate based on interpolation between 2001 and 2003.
- 2003: Estimate based on reported data.
- 2004: Estimate based on reported data.
- 2005: Estimate based on reported data.
- 2006: Estimate based on reported data.
- 2007: Estimate based on extrapolation from 2006 value of 98 percent.
- 2008: Estimate based on extrapolation from 2006 value of 98 percent. Administrative data reported in 2008-2009 refer to immunizations given during 2006.
- 2009: Estimate based on extrapolation from 2006 value of 98 percent. Reported data of 105 percent greater than 100 percent. Administrative data reported in 2008-2009 refer to immunizations given during 2006.
- 2010: Estimate based on extrapolation from 2006 value of 98 percent. Reported data of 103 percent greater than 100 percent.

	1997	1998	1999	2000	2001	2002	2003	2004	2005	2006	2007	2008	2009	2010
Estimate	70	75	80	85	95	96	97	99	98	98	98	98	98	98
Official	70	NA	NA	85	95	NA	97	100	NA	NA	NA	NA	NA	NA
Administrative	NA	NA	NA	NA	95	NA	97	100	98	98	NA	NA	105	103
Survey	NA	NA	NA	NA	NA	NA	NA	NA	NA	NA	NA	NA	NA	NA

Japan - Pol3

JPN - Pol3



Description:

1997: Legacy estimate.

1998: Estimate based on interpolation between 1997 and 2000. Two doses of OPV are recommended at 3-90 months of age. Japan reported the second dose as a final (or 3d dose) and immunizations given up to months of age rather than those given before one year of age. Current estimate of 97 percent changed from previous revision value of 98 percent.

1999: Estimate based on interpolation between 1997 and 2000. See comment from 1998.

2000: Estimate based on reported data. See comment from 1998. Current estimate of 98 percent changed from previous revision value of 99 percent.

2001: Estimate based on reported data. See comment from 1998.

2002: Estimate based on interpolation between 2001 and 2003. See comment from 1998.

2003: Estimate based on reported data. See comment from 1998.

2004: Estimate based on reported data. See comment from 1998.

2005: Estimate based on reported data. See comment from 1998.

2006: Estimate based on reported data. See comment from 1998.

2007: Estimate based on interpolation between 2006 and 2009. See comment from 1998.

2008: Estimate based on interpolation between 2006 and 2009. See comment from 1998. Administrative data reported in 2008-2009 refer to immunizations given during 2006.

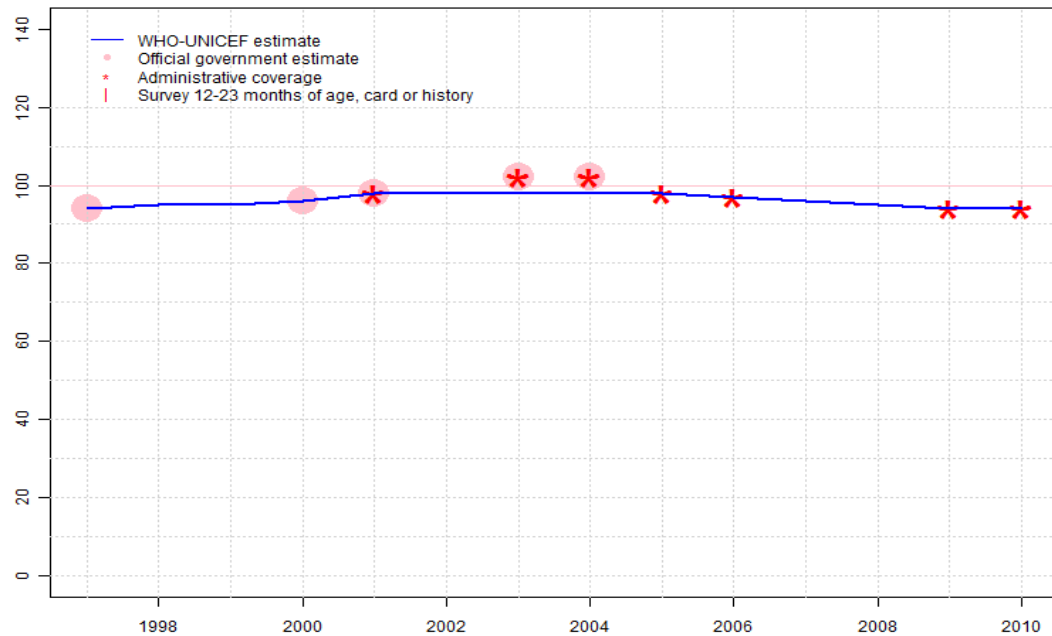
2009: Estimate based on reported data. See comment from 1998. Administrative data reported in 2008-2009 refer to immunizations given during 2006.

2010: Estimate based on reported data. See comment from 1998.

	1997	1998	1999	2000	2001	2002	2003	2004	2005	2006	2007	2008	2009	2010
Estimate	97	97	98	98	81	89	97	97	95	95	97	98	99	98
Official	97	NA	NA	98	81	NA	97	97	NA	NA	NA	NA	NA	NA
Administrative	NA	NA	NA	NA	NA	NA	97	97	95	95	NA	NA	100	98
Survey	NA	NA	NA	NA	NA	NA	NA	NA	NA	NA	NA	NA	NA	NA

Japan - MCV

JPN - MCV

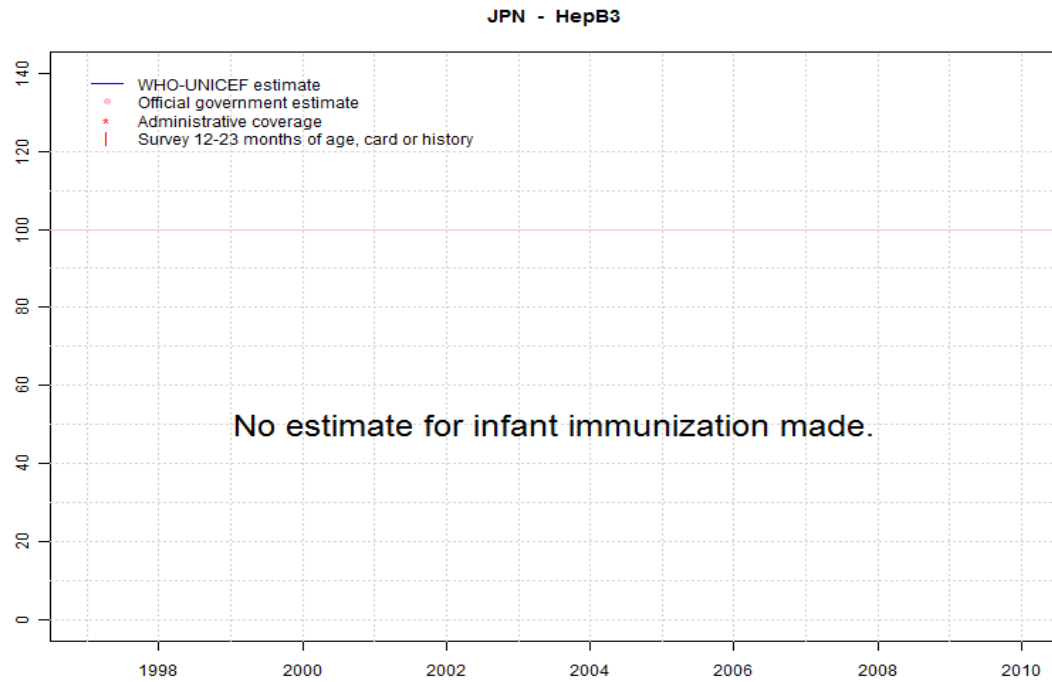


Description:

- 1997: Legacy estimate.
- 1998: Estimate based on interpolation between 1997 and 2000.
- 1999: Estimate based on interpolation between 1997 and 2000.
- 2000: Estimate based on reported data.
- 2001: Estimate based on reported data.
- 2002: Estimate based on interpolation between 2001 and 2005. Current estimate of 98 percent changed from previous revision value of 99 percent.
- 2003: Estimate based on interpolation between 2001 and 2005. Reported data of 102 percent greater than 100 percent. Current estimate of 98 percent changed from previous revision value of 99 percent.
- 2004: Estimate based on interpolation between 2001 and 2005. Reported data of 102 percent greater than 100 percent. Current estimate of 98 percent changed from previous revision value of 99 percent.
- 2005: Estimate based on reported data.
- 2006: Estimate based on reported data.
- 2007: Estimate based on interpolation between 2006 and 2009.
- 2008: Estimate based on interpolation between 2006 and 2009. Administrative data reported in 2008-2009 refer to immunizations given during 2006.
- 2009: Estimate based on reported data. Administrative data reported in 2008-2009 refer to immunizations given during 2006.
- 2010: Estimate based on reported data.

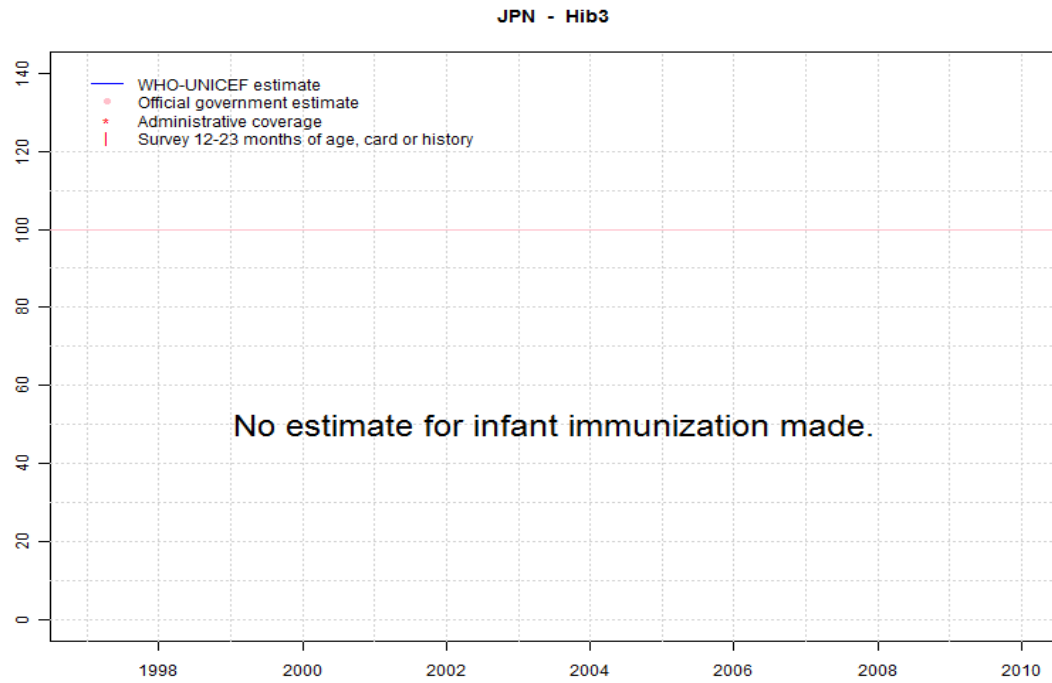
	1997	1998	1999	2000	2001	2002	2003	2004	2005	2006	2007	2008	2009	2010
Estimate	94	95	95	96	98	98	98	98	98	97	96	95	94	94
Official	94	NA	NA	96	98	NA	102	102	NA	NA	NA	NA	NA	NA
Administrative	NA	NA	NA	NA	98	NA	102	102	98	97	NA	NA	94	94
Survey	NA	NA	NA	NA	NA	NA	NA	NA	NA	NA	NA	NA	NA	NA

Japan - HepB3



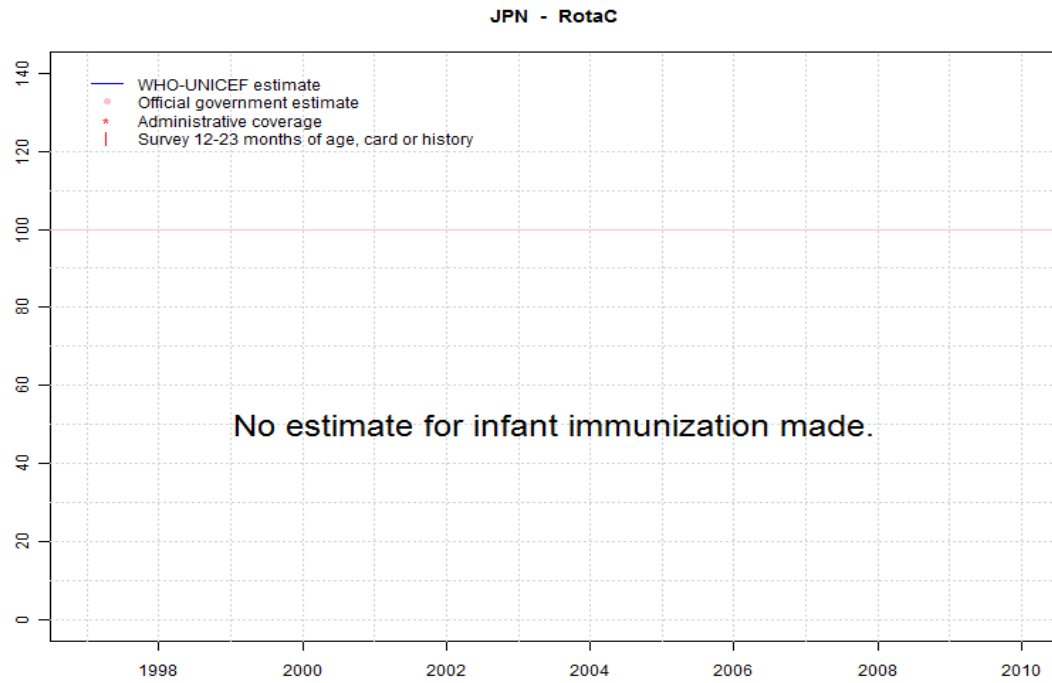
	1997	1998	1999	2000	2001	2002	2003	2004	2005	2006	2007	2008	2009	2010
Estimate	NA	NA	NA	NA	NA	NA	NA	NA	NA	NA	NA	NA	NA	NA
Official	NA	NA	NA	NA	NA	NA	NA	NA	NA	NA	NA	NA	NA	NA
Administrative	NA	NA	NA	NA	NA	NA	NA	NA	NA	NA	NA	NA	NA	NA
Survey	NA	NA	NA	NA	NA	NA	NA	NA	NA	NA	NA	NA	NA	NA

Japan - Hib3



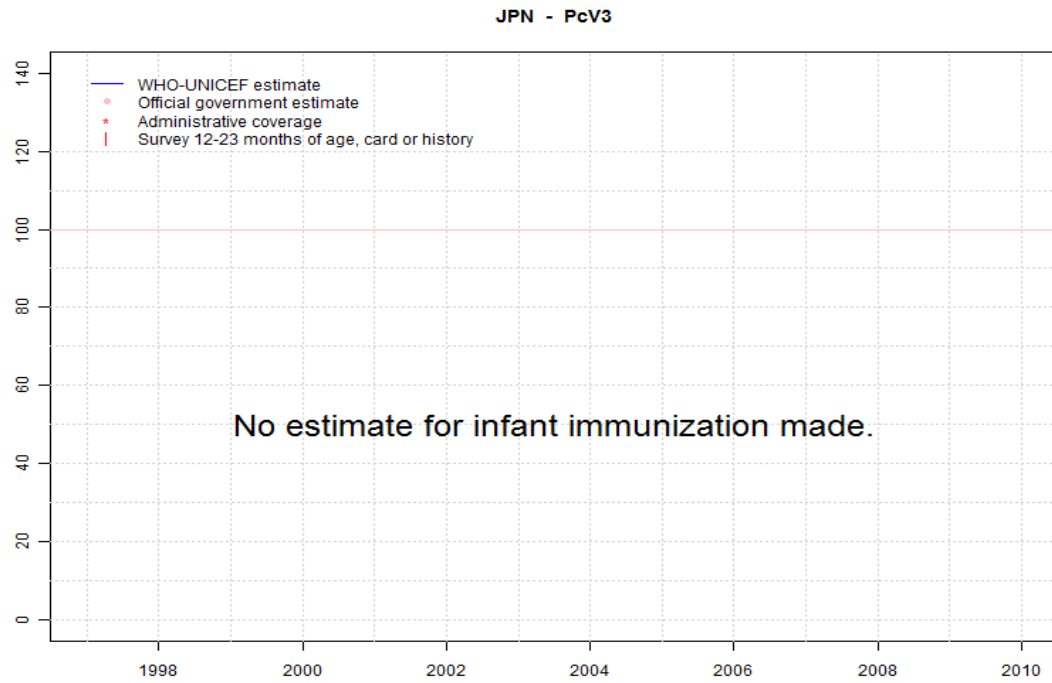
	1997	1998	1999	2000	2001	2002	2003	2004	2005	2006	2007	2008	2009	2010
Estimate	NA	NA	NA	NA	NA	NA	NA	NA	NA	NA	NA	NA	NA	NA
Official	NA	NA	NA	NA	NA	NA	NA	NA	NA	NA	NA	NA	NA	NA
Administrative	NA	NA	NA	NA	NA	NA	NA	NA	NA	NA	NA	NA	NA	NA
Survey	NA	NA	NA	NA	NA	NA	NA	NA	NA	NA	NA	NA	NA	NA

Japan - RotaC



	1997	1998	1999	2000	2001	2002	2003	2004	2005	2006	2007	2008	2009	2010
Estimate	NA	NA	NA	NA	NA	NA	NA	NA	NA	NA	NA	NA	NA	NA
Official	NA	NA	NA	NA	NA	NA	NA	NA	NA	NA	NA	NA	NA	NA
Administrative	NA	NA	NA	NA	NA	NA	NA	NA	NA	NA	NA	NA	NA	NA
Survey	NA	NA	NA	NA	NA	NA	NA	NA	NA	NA	NA	NA	NA	NA

Japan - PcV3



	1997	1998	1999	2000	2001	2002	2003	2004	2005	2006	2007	2008	2009	2010
Estimate	NA	NA	NA	NA	NA	NA	NA	NA	NA	NA	NA	NA	NA	NA
Official	NA	NA	NA	NA	NA	NA	NA	NA	NA	NA	NA	NA	NA	NA
Administrative	NA	NA	NA	NA	NA	NA	NA	NA	NA	NA	NA	NA	NA	NA
Survey	NA	NA	NA	NA	NA	NA	NA	NA	NA	NA	NA	NA	NA	NA

Further information and estimates for 1980-1996 are available at:

http://www.childinfo.org/immunization_countryreports.html

http://www.who.int/immunization_monitoring/routine/immunization_coverage/en/index4.html