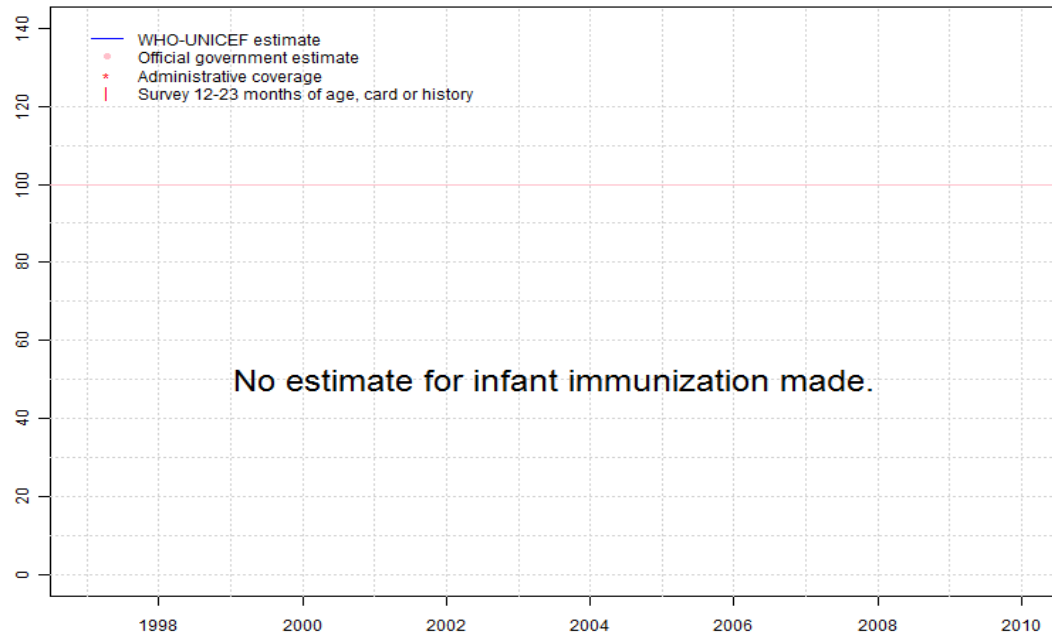


Israel - BCG

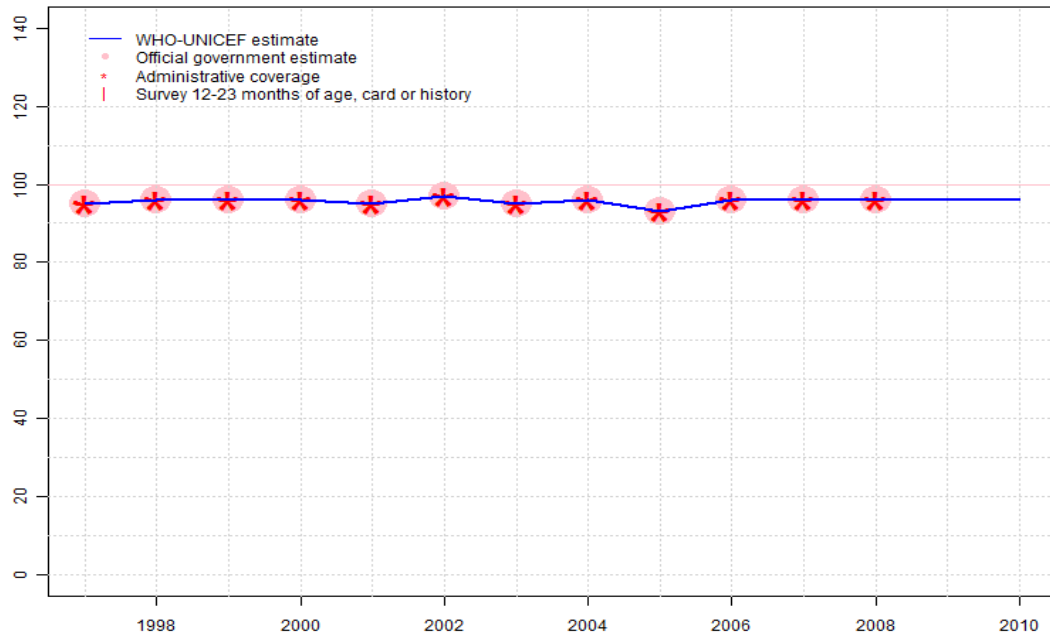
ISR - BCG



	1997	1998	1999	2000	2001	2002	2003	2004	2005	2006	2007	2008	2009	2010
Estimate	NA	NA	NA	NA	NA	NA	NA	NA	NA	NA	NA	NA	NA	NA
Official	NA	NA	NA	NA	NA	NA	NA	NA	NA	NA	NA	NA	NA	NA
Administrative	NA	NA	NA	NA	NA	NA	NA	NA	NA	NA	NA	NA	NA	NA
Survey	NA	NA	NA	NA	NA	NA	NA	NA	NA	NA	NA	NA	NA	NA

Israel - DTP1

ISR - DTP1



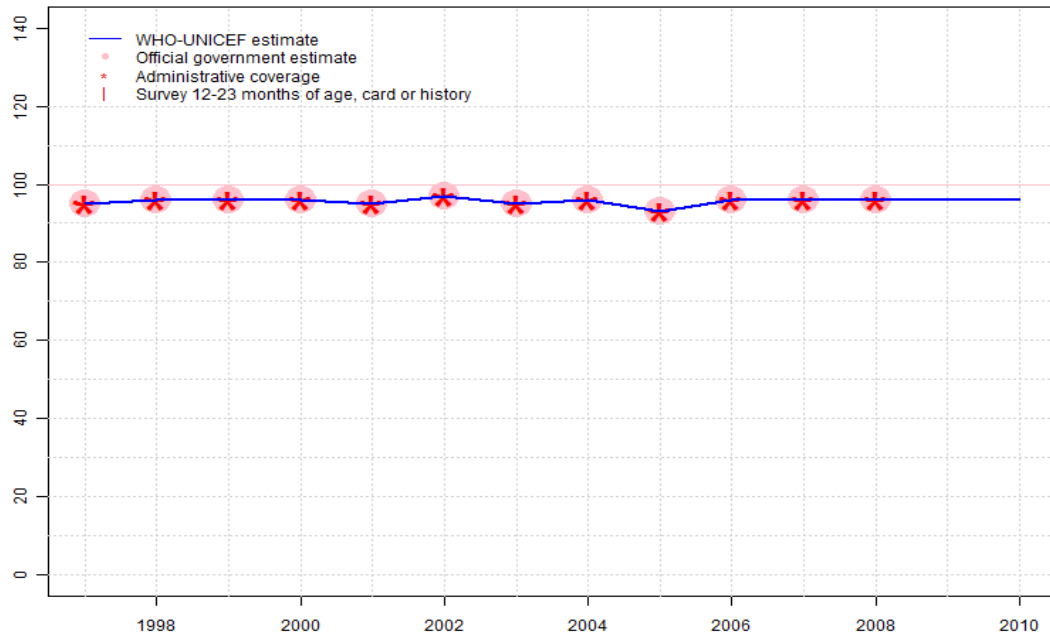
Description:

- 1997: Legacy estimate. Current estimate of 95 percent changed from previous revision value of 98 percent.
- 1998: Estimate based on reported data. Current estimate of 96 percent changed from previous revision value of 98 percent.
- 1999: Estimate based on reported data. Current estimate of 96 percent changed from previous revision value of 98 percent.
- 2000: Estimate based on reported data. Current estimate of 96 percent changed from previous revision value of 97 percent.
- 2001: Estimate based on reported data. Current estimate of 95 percent changed from previous revision value of 98 percent.
- 2002: Estimate based on reported data. Current estimate of 97 percent changed from previous revision value of 98 percent.
- 2003: Estimate based on reported data. Current estimate of 95 percent changed from previous revision value of 98 percent.
- 2004: Estimate based on reported data. Current estimate of 96 percent changed from previous revision value of 98 percent.
- 2005: Estimate based on reported data. Current estimate of 93 percent changed from previous revision value of 98 percent.
- 2006: Estimate based on reported data. Current estimate of 96 percent changed from previous revision value of 98 percent.
- 2007: Estimate based on reported data. Current estimate of 96 percent changed from previous revision value of 98 percent.
- 2008: Estimate based on reported data. Current estimate of 96 percent changed from previous revision value of 98 percent.
- 2009: Estimate based on extrapolation from 2008 value of 96 percent. Current estimate of 96 percent changed from previous revision value of 98 percent.
- 2010: Estimate based on extrapolation from 2008 value of 96 percent.

	1997	1998	1999	2000	2001	2002	2003	2004	2005	2006	2007	2008	2009	2010
Estimate	95	96	96	96	95	97	95	96	93	96	96	96	96	96
Official	95	96	96	96	95	97	95	96	93	96	96	96	NA	NA
Administrative	95	96	96	96	95	97	95	96	93	96	96	96	NA	NA
Survey	NA	NA	NA	NA	NA	NA	NA	NA	NA	NA	NA	NA	NA	NA

Israel - DTP3

ISR - DTP3



Description:

1997: Legacy estimate.

1998: Estimate based on reported data.

1999: Estimate based on reported data.

2000: Estimate based on reported data.

2001: Estimate based on reported data.

2002: Estimate based on reported data.

2003: Estimate based on reported data.

2004: Estimate based on reported data.

2005: Estimate based on reported data.

2006: Estimate based on reported data. Current estimate of 96 percent changed from previous revision value of 93 percent.

2007: Estimate based on reported data. Current estimate of 96 percent changed from previous revision value of 93 percent.

2008: Estimate based on reported data. Current estimate of 96 percent changed from previous revision value of 93 percent.

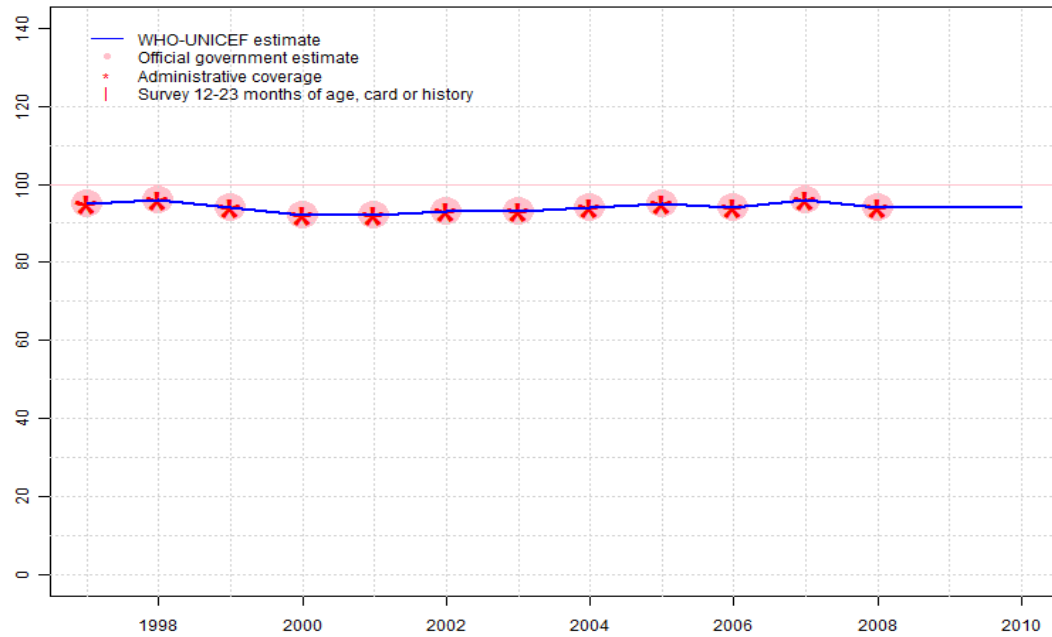
2009: Estimate based on extrapolation from 2008 value of 96 percent. Current estimate of 96 percent changed from previous revision value of 93 percent.

2010: Estimate based on extrapolation from 2008 value of 96 percent.

	1997	1998	1999	2000	2001	2002	2003	2004	2005	2006	2007	2008	2009	2010
Estimate	95	96	96	96	95	97	95	96	93	96	96	96	96	96
Official	95	96	96	96	95	97	95	96	93	96	96	96	NA	NA
Administrative	95	96	96	96	95	97	95	96	93	96	96	96	NA	NA
Survey	NA	NA	NA	NA	NA	NA	NA	NA	NA	NA	NA	NA	NA	NA

Israel - Pol3

ISR - Pol3



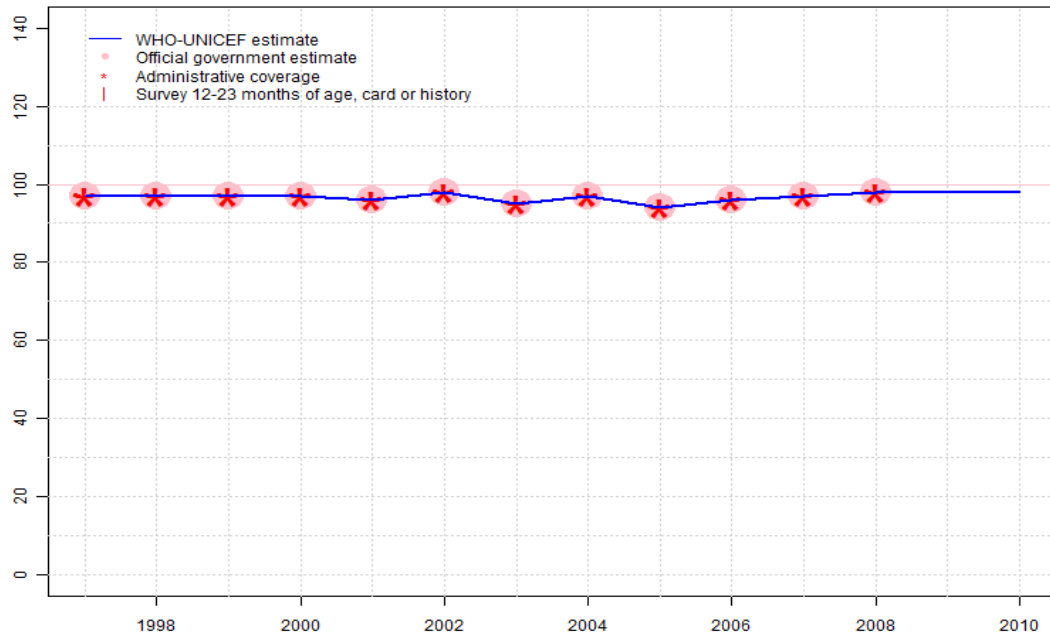
Description:

- 1997: Legacy estimate.
- 1998: Estimate based on reported data.
- 1999: Estimate based on reported data.
- 2000: Estimate based on reported data.
- 2001: Estimate based on reported data.
- 2002: Estimate based on reported data.
- 2003: Estimate based on reported data.
- 2004: Estimate based on reported data.
- 2005: Estimate based on reported data.
- 2006: Estimate based on reported data.
- 2007: Estimate based on reported data. Current estimate of 96 percent changed from previous revision value of 94 percent.
- 2008: Estimate based on reported data.
- 2009: Estimate based on extrapolation from 2008 value of 94 percent.
- 2010: Estimate based on extrapolation from 2008 value of 94 percent.

	1997	1998	1999	2000	2001	2002	2003	2004	2005	2006	2007	2008	2009	2010
Estimate	95	96	94	92	92	93	93	94	95	94	96	94	94	94
Official	95	96	94	92	92	93	93	94	95	94	96	94	NA	NA
Administrative	95	96	94	92	92	93	93	94	95	94	96	94	NA	NA
Survey	NA	NA	NA	NA	NA	NA	NA	NA	NA	NA	NA	NA	NA	NA

Israel - MCV

ISR - MCV



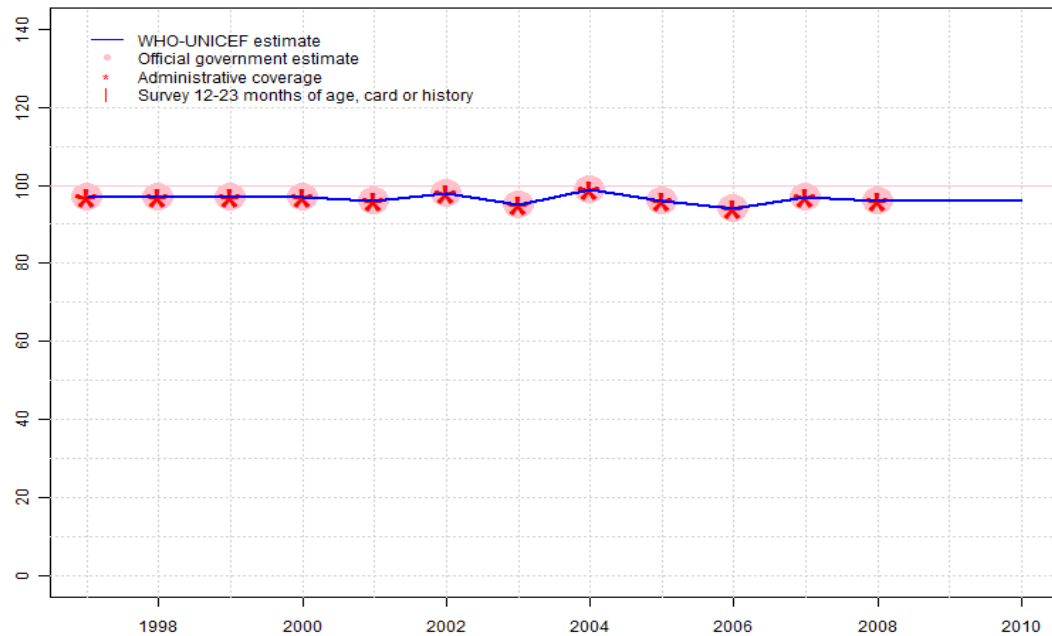
Description:

- 1997: Legacy estimate.
- 1998: Estimate based on reported data.
- 1999: Estimate based on reported data.
- 2000: Estimate based on reported data.
- 2001: Estimate based on reported data.
- 2002: Estimate based on reported data.
- 2003: Estimate based on reported data.
- 2004: Estimate based on reported data.
- 2005: Estimate based on reported data.
- 2006: Estimate based on reported data.
- 2007: Estimate based on reported data. Current estimate of 97 percent changed from previous revision value of 96 percent.
- 2008: Estimate based on reported data. Current estimate of 98 percent changed from previous revision value of 96 percent.
- 2009: Estimate based on extrapolation from 2008 value of 98 percent. Current estimate of 98 percent changed from previous revision value of 96 percent.
- 2010: Estimate based on extrapolation from 2008 value of 98 percent.

	1997	1998	1999	2000	2001	2002	2003	2004	2005	2006	2007	2008	2009	2010
Estimate	97	97	97	97	96	98	95	97	94	96	97	98	98	98
Official	97	97	97	97	96	98	95	97	94	96	97	98	NA	NA
Administrative	97	97	97	97	96	98	95	97	94	96	97	98	NA	NA
Survey	NA	NA	NA	NA	NA	NA	NA	NA	NA	NA	NA	NA	NA	NA

Israel - HepB3

ISR - HepB3



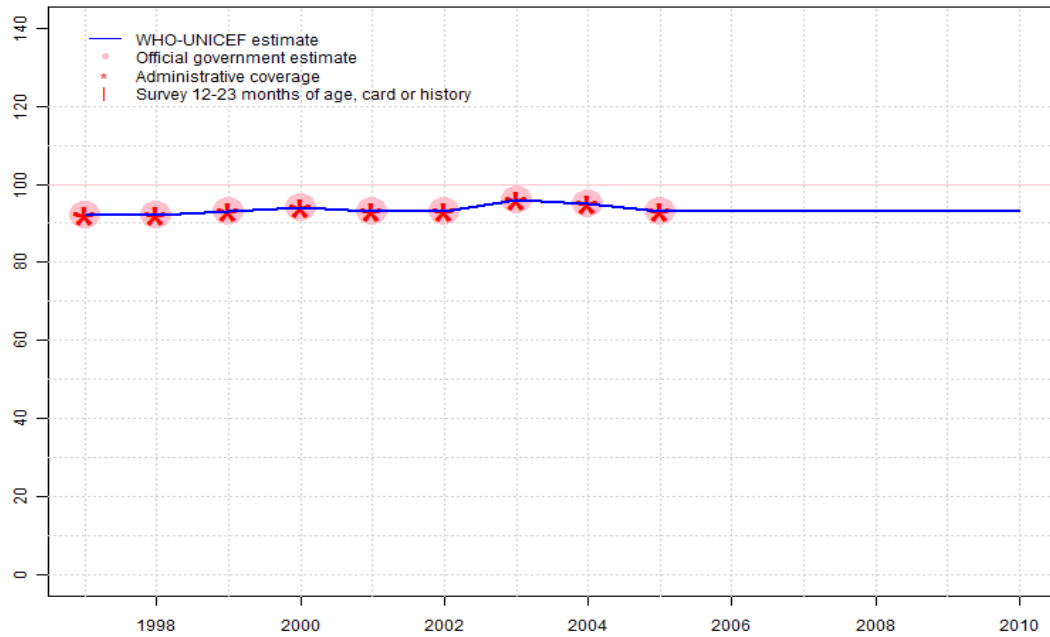
Description:

- 1997: Legacy estimate.
- 1998: Estimate based on reported data.
- 1999: Estimate based on reported data.
- 2000: Estimate based on reported data.
- 2001: Estimate based on reported data.
- 2002: Estimate based on reported data.
- 2003: Estimate based on reported data.
- 2004: Estimate based on reported data.
- 2005: Estimate based on reported data.
- 2006: Estimate based on reported data. Current estimate of 94 percent changed from previous revision value of 96 percent.
- 2007: Estimate based on reported data. Current estimate of 97 percent changed from previous revision value of 96 percent.
- 2008: Estimate based on reported data.
- 2009: Estimate based on extrapolation from 2008 value of 96 percent.
- 2010: Estimate based on extrapolation from 2008 value of 96 percent.

	1997	1998	1999	2000	2001	2002	2003	2004	2005	2006	2007	2008	2009	2010
Estimate	97	97	97	97	96	98	95	99	96	94	97	96	96	96
Official	97	97	97	97	96	98	95	99	96	94	97	96	NA	NA
Administrative	97	97	97	97	96	98	95	99	96	94	97	96	NA	NA
Survey	NA	NA	NA	NA	NA	NA	NA	NA	NA	NA	NA	NA	NA	NA

Israel - Hib3

ISR - Hib3

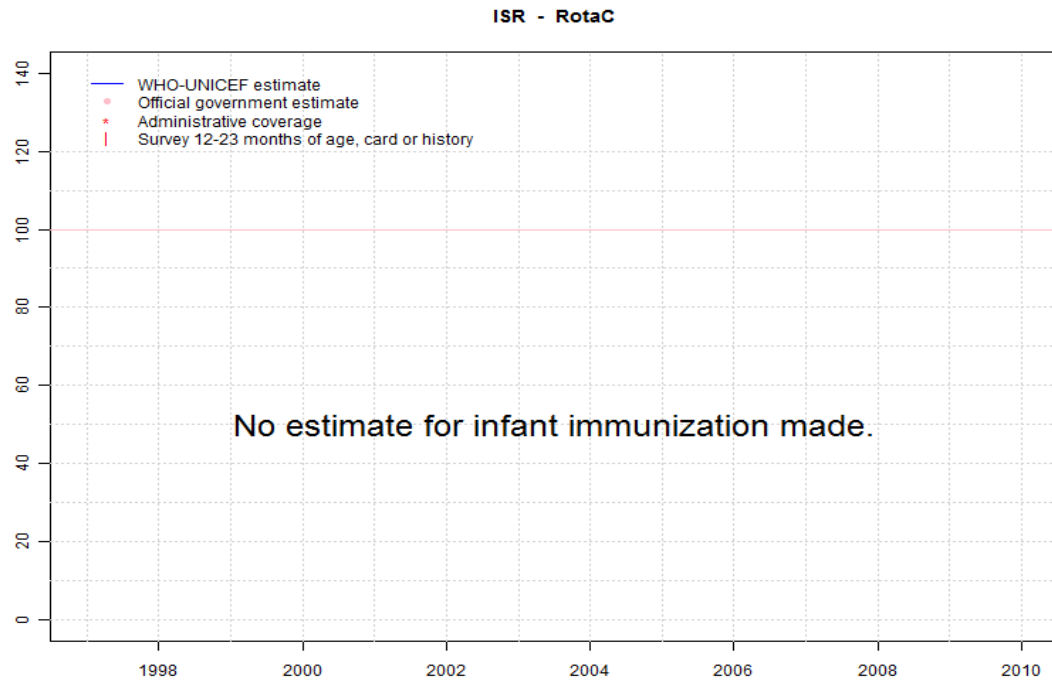


Description:

- 1997: Legacy estimate.
- 1998: Estimate based on reported data.
- 1999: Estimate based on reported data.
- 2000: Estimate based on reported data.
- 2001: Estimate based on reported data.
- 2002: Estimate based on reported data.
- 2003: Estimate based on reported data.
- 2004: Estimate based on reported data.
- 2005: Estimate based on reported data.
- 2006: Estimate based on extrapolation from 2005 value of 93 percent.
- 2007: Estimate based on extrapolation from 2005 value of 93 percent.
- 2008: Estimate based on extrapolation from 2005 value of 93 percent.
- 2009: Estimate based on extrapolation from 2005 value of 93 percent.
- 2010: Estimate based on extrapolation from 2005 value of 93 percent.

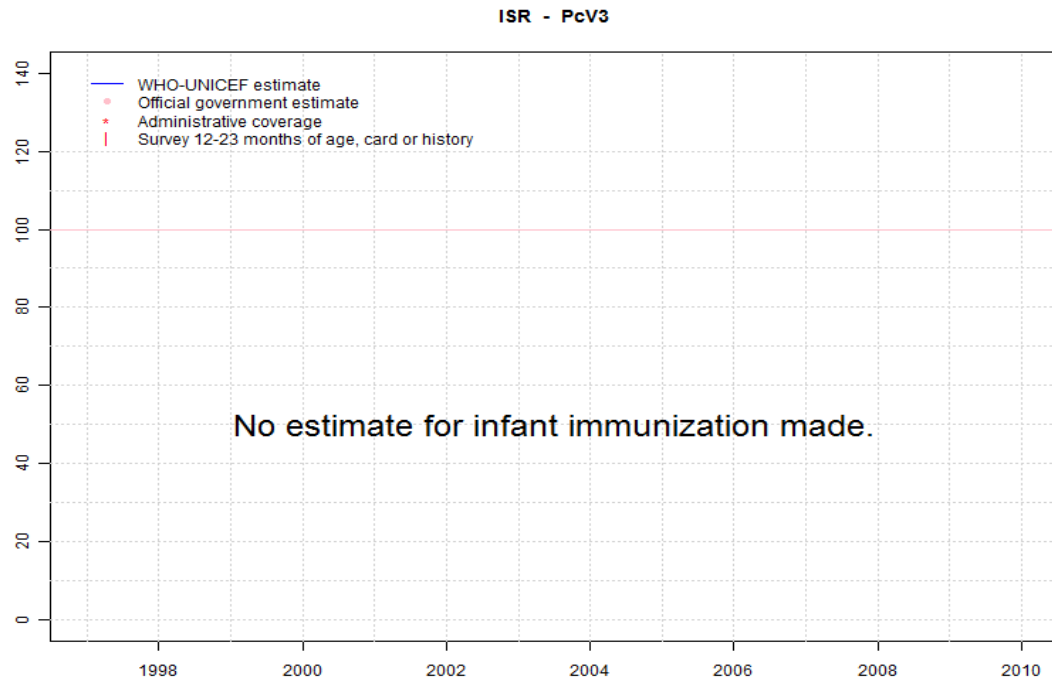
	1997	1998	1999	2000	2001	2002	2003	2004	2005	2006	2007	2008	2009	2010
Estimate	92	92	93	94	93	93	96	95	93	93	93	93	93	93
Official	92	92	93	94	93	93	96	95	93	NA	NA	NA	NA	NA
Administrative	92	92	93	94	93	93	96	95	93	NA	NA	NA	NA	NA
Survey	NA	NA	NA	NA	NA	NA	NA	NA	NA	NA	NA	NA	NA	NA

Israel - RotaC



	1997	1998	1999	2000	2001	2002	2003	2004	2005	2006	2007	2008	2009	2010
Estimate	NA	NA	NA	NA	NA	NA	NA	NA	NA	NA	NA	NA	NA	NA
Official	NA	NA	NA	NA	NA	NA	NA	NA	NA	NA	NA	NA	NA	NA
Administrative	NA	NA	NA	NA	NA	NA	NA	NA	NA	NA	NA	NA	NA	NA
Survey	NA	NA	NA	NA	NA	NA	NA	NA	NA	NA	NA	NA	NA	NA

Israel - PcV3



	1997	1998	1999	2000	2001	2002	2003	2004	2005	2006	2007	2008	2009	2010
Estimate	NA	NA	NA	NA	NA	NA	NA	NA	NA	NA	NA	NA	NA	NA
Official	NA	NA	NA	NA	NA	NA	NA	NA	NA	NA	NA	NA	NA	NA
Administrative	NA	NA	NA	NA	NA	NA	NA	NA	NA	NA	NA	NA	NA	NA
Survey	NA	NA	NA	NA	NA	NA	NA	NA	NA	NA	NA	NA	NA	NA

Further information and estimates for 1980-1996 are available at:

http://www.childinfo.org/immunization_countryreports.html

http://www.who.int/immunization_monitoring/routine/immunization_coverage/en/index4.html