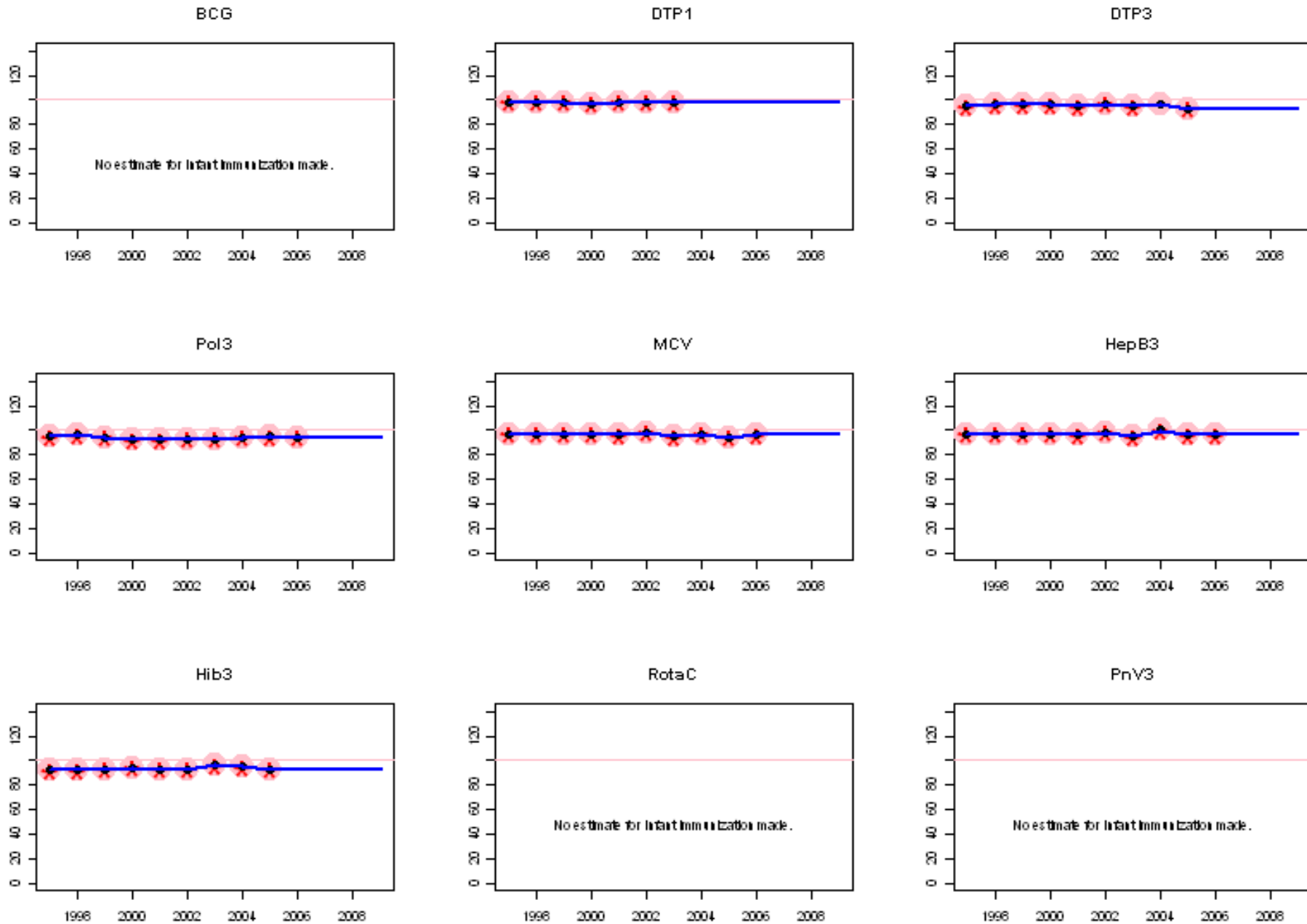
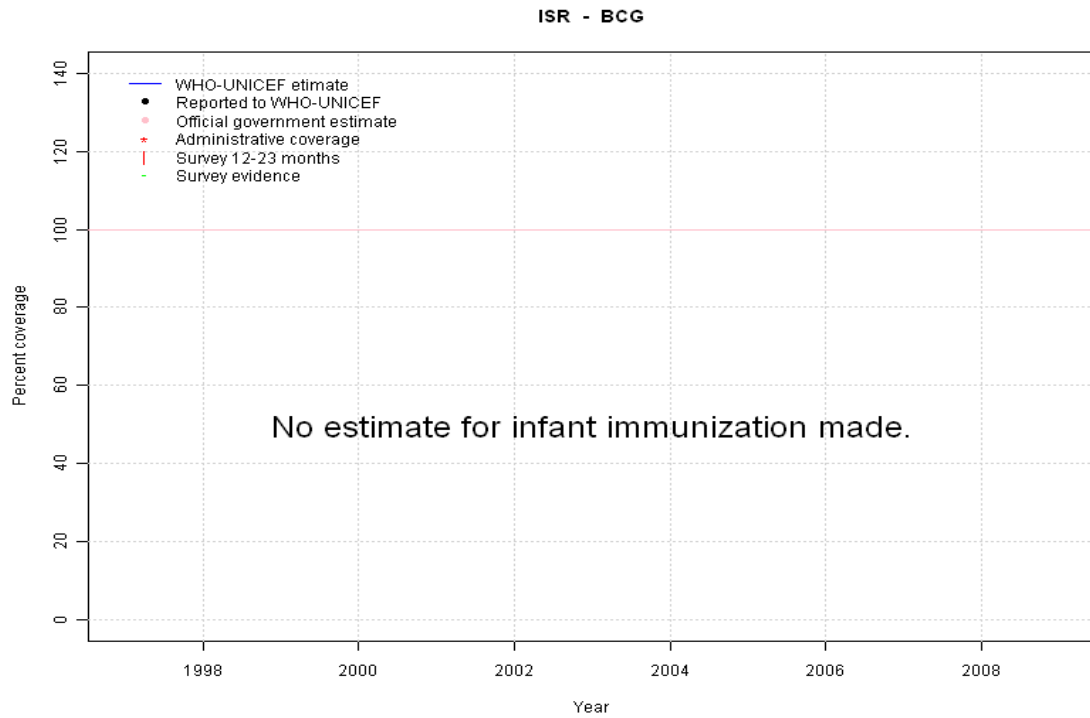


Israel: WHO and UNICEF estimates of immunization coverage, 1997 - 2009



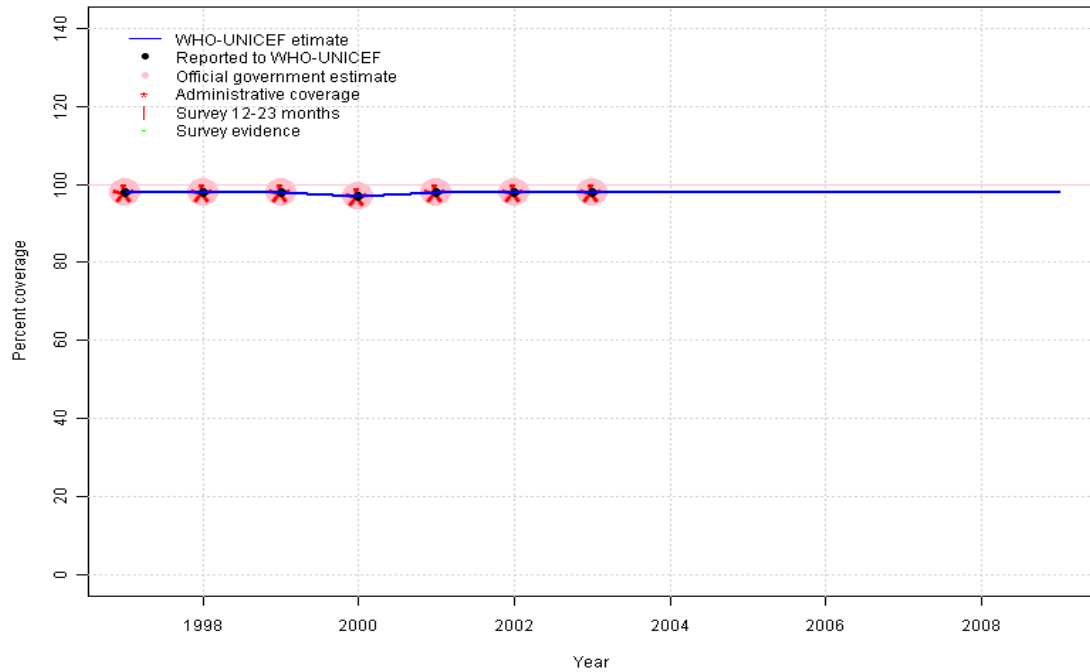
# Israel - BCG



	1997	1998	1999	2000	2001	2002	2003	2004	2005	2006	2007	2008	2009
Estimate	NA	NA	NA	NA	NA	NA	NA	NA	NA	NA	NA	NA	NA
Reported	NA	NA	NA	NA	NA	NA	NA	NA	NA	NA	NA	NA	NA
Official	NA	NA	NA	NA	NA	NA	NA	NA	NA	NA	NA	NA	NA
Administrative	NA	NA	NA	NA	NA	NA	NA	NA	NA	NA	NA	NA	NA
Survey	NA	NA	NA	NA	NA	NA	NA	NA	NA	NA	NA	NA	NA

# Israel - DTP1

ISR - DTP1



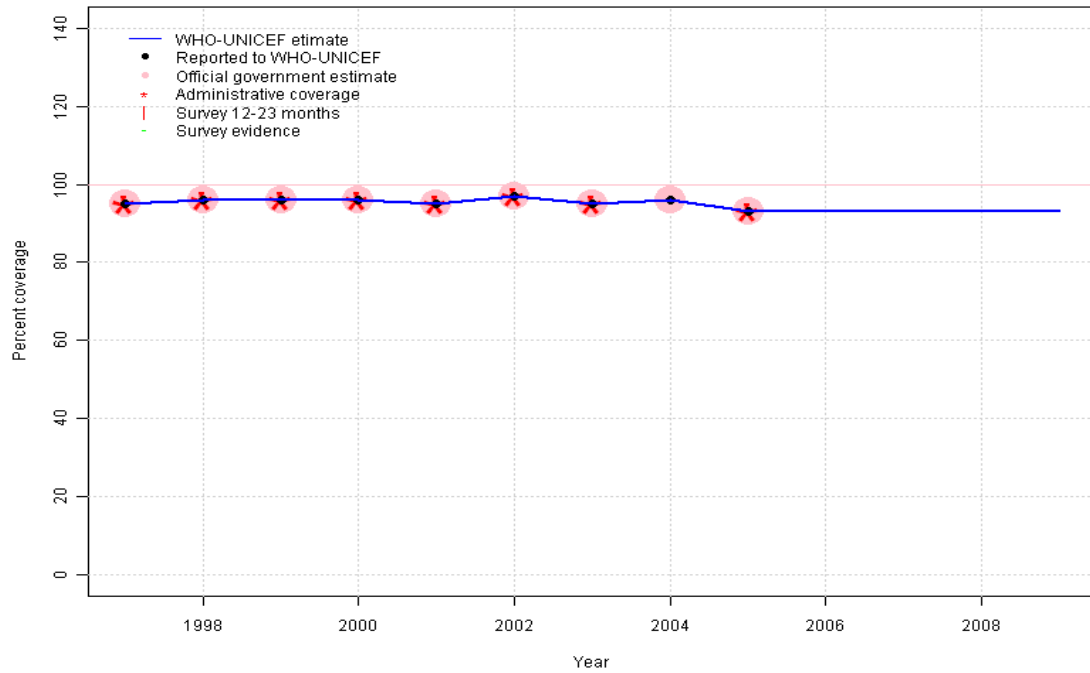
## Description:

- 1997: Legacy estimate.
- 1998: Estimate based on reported data.
- 1999: Estimate based on reported data.
- 2000: Estimate based on reported data.
- 2001: Estimate based on reported data.
- 2002: Estimate based on reported data.
- 2003: Estimate based on reported data.
- 2004: Estimate based on trend in reported data. Missing or ignored reported value estimated by extrapolation from 2003 reported value of 98 percent.
- 2005: Estimate based on trend in reported data. Missing or ignored reported value estimated by extrapolation from 2003 reported value of 98 percent.
- 2006: Estimate based on trend in reported data. Missing or ignored reported value estimated by extrapolation from 2003 reported value of 98 percent.
- 2007: Estimate based on trend in reported data. Missing or ignored reported value estimated by extrapolation from 2003 reported value of 98 percent.
- 2008: Estimate based on trend in reported data. Missing or ignored reported value estimated by extrapolation from 2003 reported value of 98 percent.
- 2009: Estimate based on trend in reported data. Missing or ignored reported value estimated by extrapolation from 2003 reported value of 98 percent.

	1997	1998	1999	2000	2001	2002	2003	2004	2005	2006	2007	2008	2009
Estimate	98	98	98	97	98	98	98	98	98	98	98	98	98
Reported	98	98	98	97	98	98	98	NA	NA	NA	NA	NA	NA
Official	98	98	98	97	98	98	98	NA	NA	NA	NA	NA	NA
Administrative	98	98	98	97	98	98	98	NA	NA	NA	NA	NA	NA
Survey	NA	NA	NA	NA	NA	NA	NA	NA	NA	NA	NA	NA	NA

# Israel - DTP3

ISR - DTP3



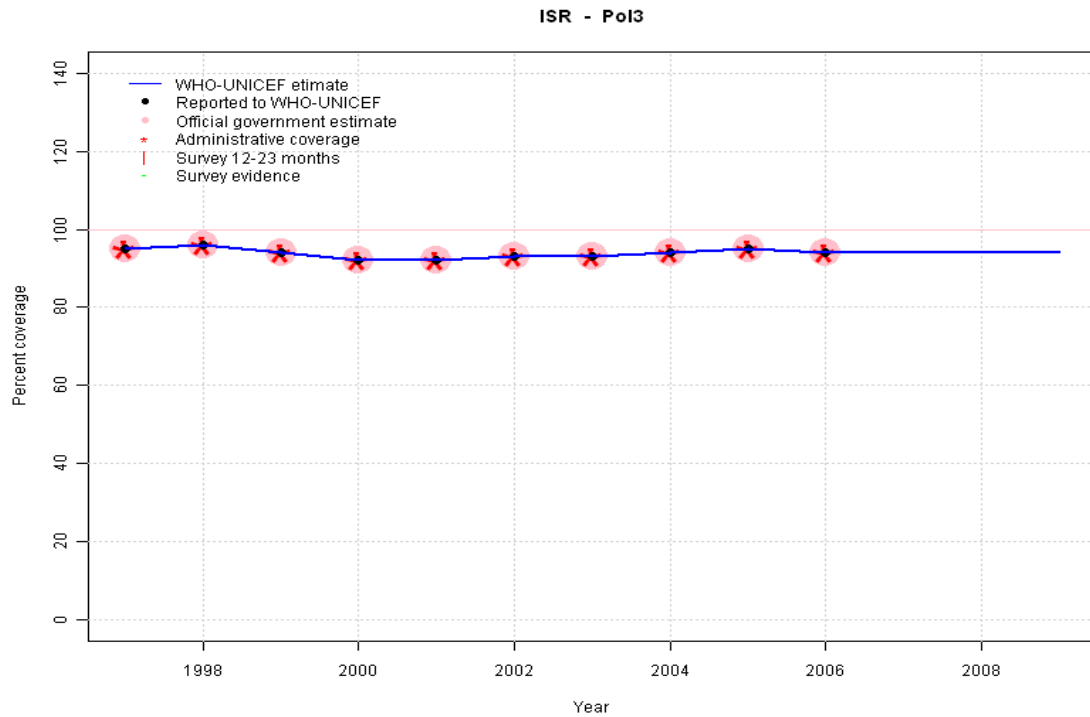
## Description:

- 1997: Legacy estimate.
- 1998: Estimate based on reported data.
- 1999: Estimate based on reported data.
- 2000: Estimate based on reported data.
- 2001: Estimate based on reported data.
- 2002: Estimate based on reported data.
- 2003: Estimate based on reported data.
- 2004: Estimate based on reported data.
- 2005: Estimate based on reported data.
- 2006: Estimate based on trend in reported data. Missing or ignored reported value estimated by extrapolation from 2005 reported value of 93 percent.
- 2007: Estimate based on trend in reported data. Missing or ignored reported value estimated by extrapolation from 2005 reported value of 93 percent.
- 2008: Estimate based on trend in reported data. Missing or ignored reported value estimated by extrapolation from 2005 reported value of 93 percent.
- 2009: Estimate based on trend in reported data. Missing or ignored reported value estimated by extrapolation from 2005 reported value of 93 percent.

	1997	1998	1999	2000	2001	2002	2003	2004	2005	2006	2007	2008	2009
Estimate	95	96	96	96	95	97	95	96	93	93	93	93	93
Reported	95	96	96	96	95	97	95	96	93	NA	NA	NA	NA
Official	95	96	96	96	95	97	95	96	93	NA	NA	NA	NA
Administrative	95	96	96	96	95	97	95	NA	93	NA	NA	NA	NA
Survey	NA	NA	NA	NA	NA	NA	NA	NA	NA	NA	NA	NA	NA

# Israel - Pol3

## Description:

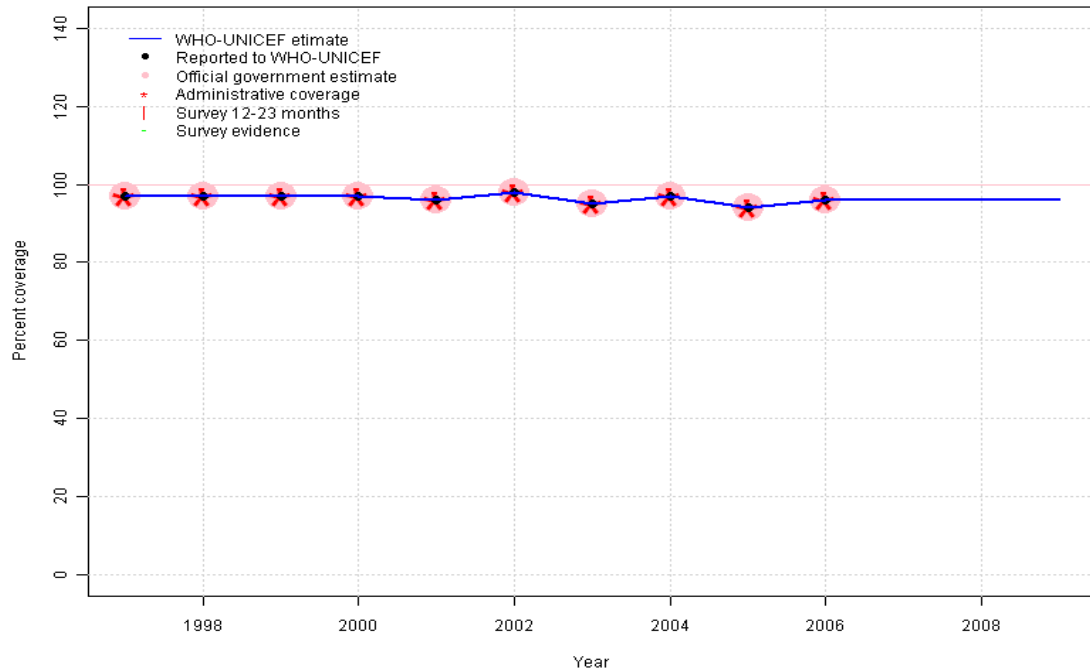


- 1997: Legacy estimate.
- 1998: Estimate based on reported data.
- 1999: Estimate based on reported data.
- 2000: Estimate based on reported data.
- 2001: Estimate based on reported data.
- 2002: Estimate based on reported data.
- 2003: Estimate based on reported data.
- 2004: Estimate based on reported data.
- 2005: Estimate based on reported data.
- 2006: Estimate based on reported data.
- 2007: Estimate based on trend in reported data. Missing or ignored reported value estimated by extrapolation from 2006 reported value of 94 percent.
- 2008: Estimate based on trend in reported data. Missing or ignored reported value estimated by extrapolation from 2006 reported value of 94 percent.
- 2009: Estimate based on trend in reported data. Missing or ignored reported value estimated by extrapolation from 2006 reported value of 94 percent.

	1997	1998	1999	2000	2001	2002	2003	2004	2005	2006	2007	2008	2009
Estimate	95	96	94	92	92	93	93	94	95	94	94	94	94
Reported	95	96	94	92	92	93	93	94	95	94	NA	NA	NA
Official	95	96	94	92	92	93	93	94	95	94	NA	NA	NA
Administrative	95	96	94	92	92	93	93	94	95	94	NA	NA	NA
Survey	NA	NA	NA	NA	NA	NA	NA	NA	NA	NA	NA	NA	NA

# Israel - MCV

ISR - MCV



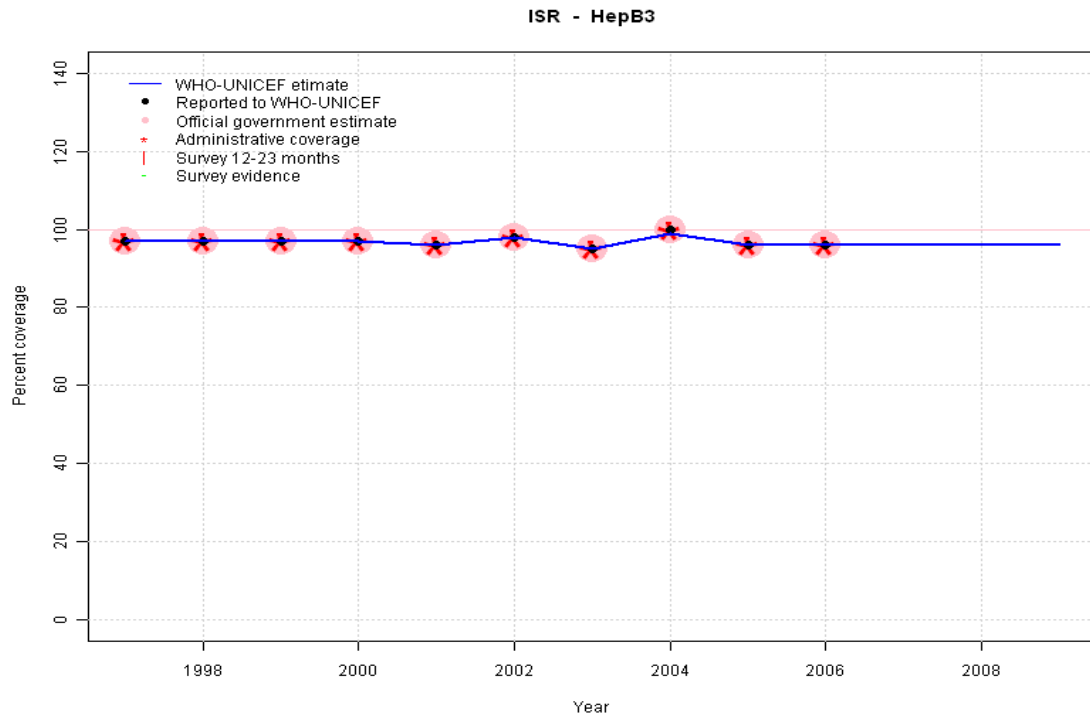
## Description:

- 1997: Legacy estimate.
- 1998: Estimate based on reported data.
- 1999: Estimate based on reported data.
- 2000: Estimate based on reported data.
- 2001: Estimate based on reported data.
- 2002: Estimate based on reported data.
- 2003: Estimate based on reported data.
- 2004: Estimate based on reported data.
- 2005: Estimate based on reported data.
- 2006: Estimate based on reported data.
- 2007: Estimate based on trend in reported data. Missing or ignored reported value estimated by extrapolation from 2006 reported value of 96 percent.
- 2008: Estimate based on trend in reported data. Missing or ignored reported value estimated by extrapolation from 2006 reported value of 96 percent.
- 2009: Estimate based on trend in reported data. Missing or ignored reported value estimated by extrapolation from 2006 reported value of 96 percent.

	1997	1998	1999	2000	2001	2002	2003	2004	2005	2006	2007	2008	2009
Estimate	97	97	97	97	96	98	95	97	94	96	96	96	96
Reported	97	97	97	97	96	98	95	97	94	96	NA	NA	NA
Official	97	97	97	97	96	98	95	97	94	96	NA	NA	NA
Administrative	97	97	97	97	96	98	95	97	94	96	NA	NA	NA
Survey	NA	NA	NA	NA	NA	NA	NA	NA	NA	NA	NA	NA	NA

# Israel - HepB3

## Description:

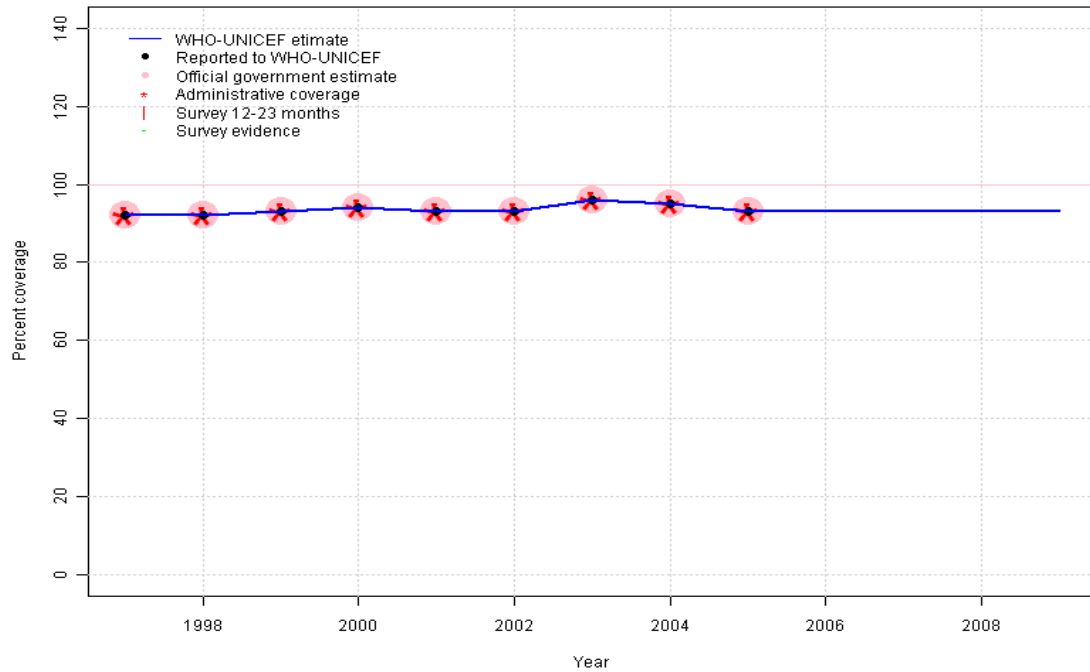


- 1997: Legacy estimate.
- 1998: Estimate based on reported data.
- 1999: Estimate based on reported data.
- 2000: Estimate based on reported data.
- 2001: Estimate based on reported data.
- 2002: Estimate based on reported data.
- 2003: Estimate based on reported data.
- 2004: Estimate based on reported data.
- 2005: Estimate based on reported data.
- 2006: Estimate based on reported data.
- 2007: Estimate based on trend in reported data. Missing or ignored reported value estimated by extrapolation from 2006 reported value of 96 percent.
- 2008: Estimate based on trend in reported data. Missing or ignored reported value estimated by extrapolation from 2006 reported value of 96 percent.
- 2009: Estimate based on trend in reported data. Missing or ignored reported value estimated by extrapolation from 2006 reported value of 96 percent.

	1997	1998	1999	2000	2001	2002	2003	2004	2005	2006	2007	2008	2009
Estimate	97	97	97	97	96	98	95	99	96	96	96	96	96
Reported	97	97	97	97	96	98	95	100	96	96	NA	NA	NA
Official	97	97	97	97	96	98	95	100	96	96	NA	NA	NA
Administrative	97	97	97	97	96	98	95	100	96	96	NA	NA	NA
Survey	NA	NA	NA	NA	NA	NA	NA	NA	NA	NA	NA	NA	NA

# Israel - Hib3

ISR - Hib3

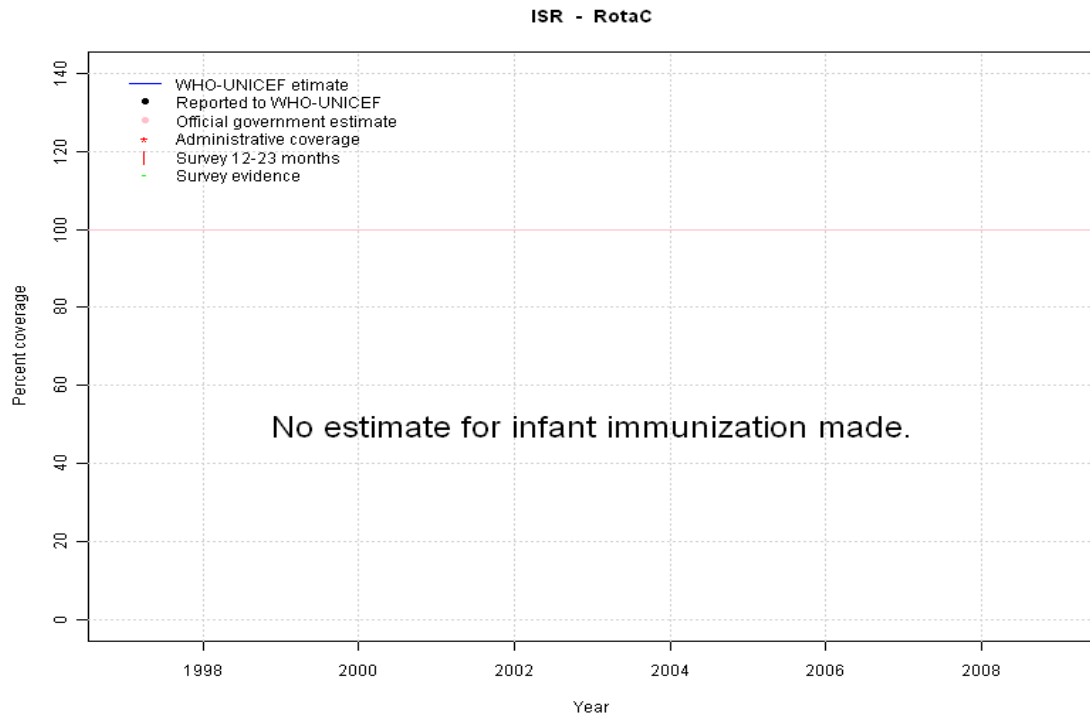


## Description:

- 1997: Legacy estimate.
- 1998: Estimate based on reported data.
- 1999: Estimate based on reported data.
- 2000: Estimate based on reported data.
- 2001: Estimate based on reported data.
- 2002: Estimate based on reported data.
- 2003: Estimate based on reported data.
- 2004: Estimate based on reported data.
- 2005: Estimate based on reported data.
- 2006: Estimate based on trend in reported data. Missing or ignored reported value estimated by extrapolation from 2005 reported value of 93 percent.
- 2007: Estimate based on trend in reported data. Missing or ignored reported value estimated by extrapolation from 2005 reported value of 93 percent.
- 2008: Estimate based on trend in reported data. Missing or ignored reported value estimated by extrapolation from 2005 reported value of 93 percent.
- 2009: Estimate based on trend in reported data. Missing or ignored reported value estimated by extrapolation from 2005 reported value of 93 percent.

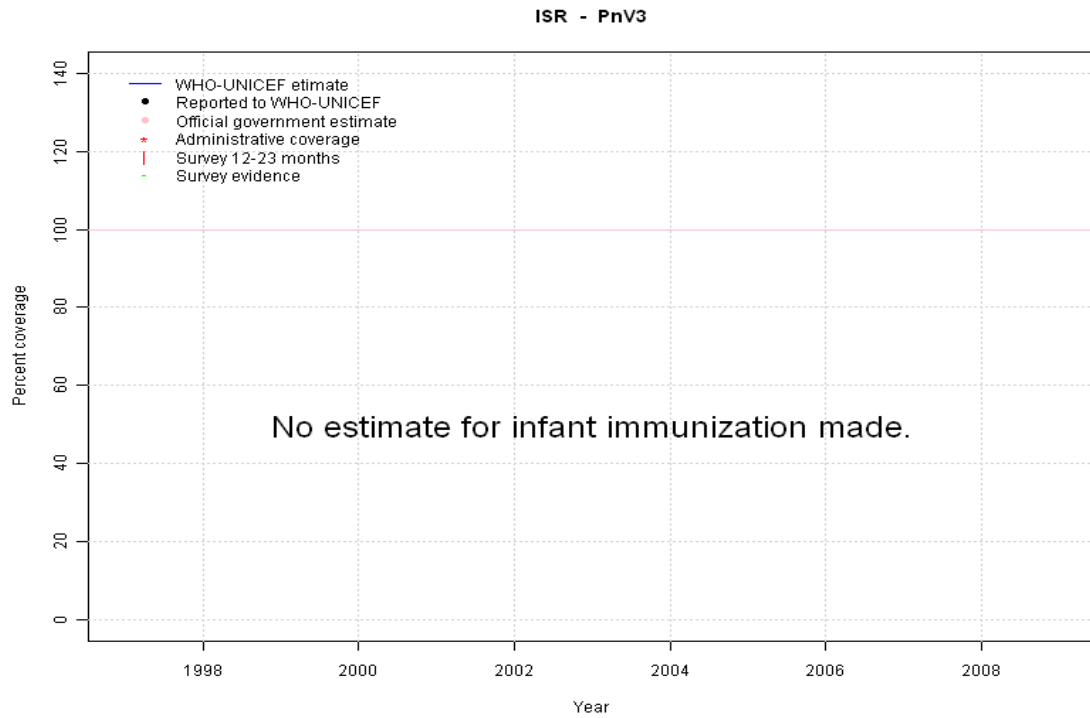
	1997	1998	1999	2000	2001	2002	2003	2004	2005	2006	2007	2008	2009
Estimate	92	92	93	94	93	93	96	95	93	93	93	93	93
Reported	92	92	93	94	93	93	96	95	93	NA	NA	NA	NA
Official	92	92	93	94	93	93	96	95	93	NA	NA	NA	NA
Administrative	92	92	93	94	93	93	96	95	93	NA	NA	NA	NA
Survey	NA	NA	NA	NA	NA	NA	NA	NA	NA	NA	NA	NA	NA

# Israel - RotaC



	1997	1998	1999	2000	2001	2002	2003	2004	2005	2006	2007	2008	2009
Estimate	NA	NA	NA	NA	NA	NA	NA	NA	NA	NA	NA	NA	NA
Reported	NA	NA	NA	NA	NA	NA	NA	NA	NA	NA	NA	NA	NA
Official	NA	NA	NA	NA	NA	NA	NA	NA	NA	NA	NA	NA	NA
Administrative	NA	NA	NA	NA	NA	NA	NA	NA	NA	NA	NA	NA	NA
Survey	NA	NA	NA	NA	NA	NA	NA	NA	NA	NA	NA	NA	NA

# Israel - PnV3



	1997	1998	1999	2000	2001	2002	2003	2004	2005	2006	2007	2008	2009
Estimate	NA	NA	NA	NA	NA	NA	NA	NA	NA	NA	NA	NA	NA
Reported	NA	NA	NA	NA	NA	NA	NA	NA	NA	NA	NA	NA	NA
Official	NA	NA	NA	NA	NA	NA	NA	NA	NA	NA	NA	NA	NA
Administrative	NA	NA	NA	NA	NA	NA	NA	NA	NA	NA	NA	NA	NA
Survey	NA	NA	NA	NA	NA	NA	NA	NA	NA	NA	NA	NA	NA

Further information and estimates for 1980-1996 are available at:

[http://www.childinfo.org/immunization\\_countryreports.html](http://www.childinfo.org/immunization_countryreports.html)

[http://www.who.int/immunization\\_monitoring/routine/immunization\\_coverage/en/index4.html](http://www.who.int/immunization_monitoring/routine/immunization_coverage/en/index4.html)