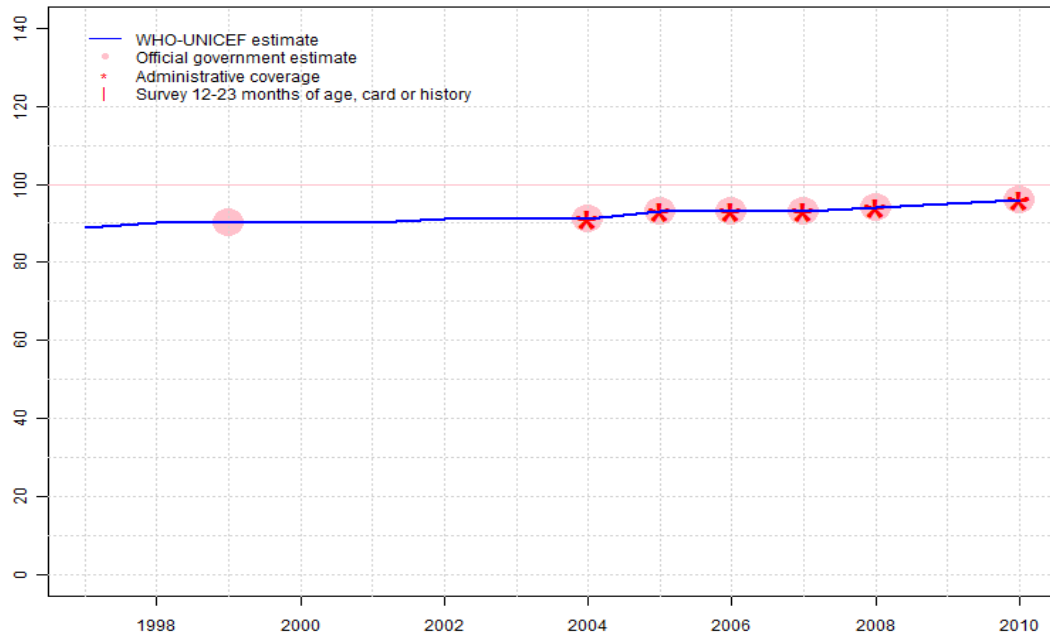


Ireland - BCG

IRL - BCG



Description:

1997: Legacy estimate.

1998: Estimate based on interpolation between 1997 and 1999.

1999: Estimate is based on the reported data.

2000: Estimate based on interpolation between 1999 and 2004.

2001: Estimate based on interpolation between 1999 and 2004.

2002: Estimate based on interpolation between 1999 and 2004.

2003: Estimate based on interpolation between 1999 and 2004.

2004: Estimate based on reported data.

2005: Estimate based on reported data.

2006: Estimate based on reported data.

2007: Estimate based on reported data.

2008: Estimate based on reported data.

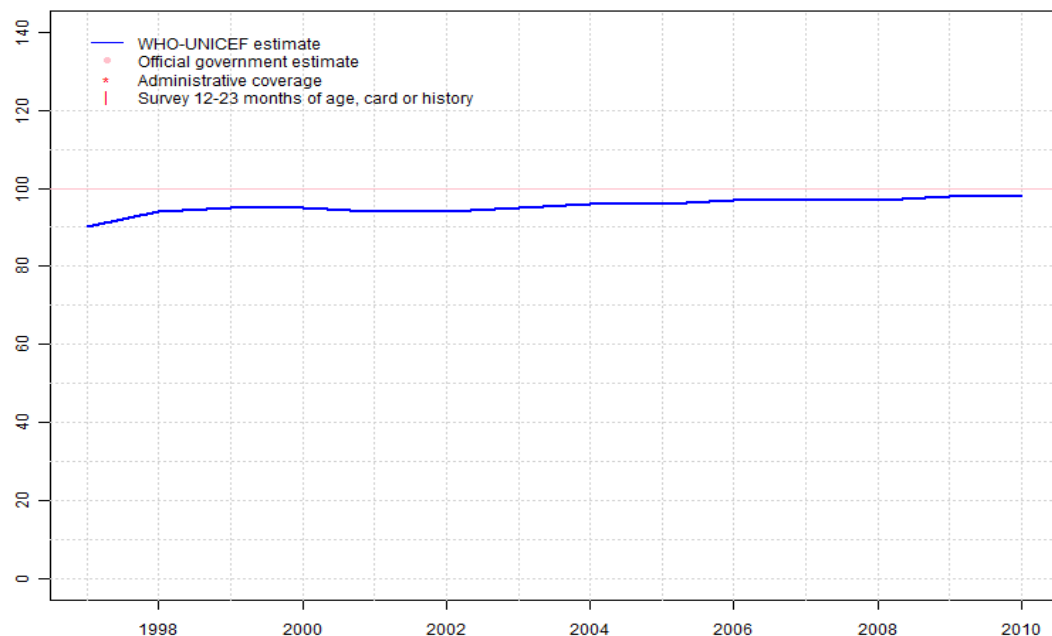
2009: Estimate based on interpolation between 2008 and 2010. Current estimate of 95 percent changed from previous revision value of 94 percent.

2010: Estimate based on reported data.

	1997	1998	1999	2000	2001	2002	2003	2004	2005	2006	2007	2008	2009	2010
Estimate	89	90	90	90	90	91	91	91	93	93	93	94	95	96
Official	NA	NA	90	NA	NA	NA	NA	91	93	93	93	94	NA	96
Administrative	NA	NA	NA	NA	NA	NA	NA	91	93	93	93	94	NA	96
Survey	NA	NA	NA	NA	NA	NA	NA	NA	NA	NA	NA	NA	NA	NA

Ireland - DTP1

IRL - DTP1



Description:

1997: Legacy estimate. Current estimate of 90 percent changed from previous revision value of 91 percent.

1997: No DTP1 data reported. Estimate based on estimated DTP3 coverage. Current estimate of 90 percent changed from previous revision value of 91 percent.

1998: No DTP1 data reported. Estimate based on estimated DTP3 coverage.

1999: No DTP1 data reported. Estimate based on estimated DTP3 coverage.

2000: No DTP1 data reported. Estimate based on estimated DTP3 coverage.

2001: No DTP1 data reported. Estimate based on estimated DTP3 coverage.

2002: No DTP1 data reported. Estimate based on estimated DTP3 coverage.

2003: No DTP1 data reported. Estimate based on estimated DTP3 coverage.

2004: No DTP1 data reported. Estimate based on estimated DTP3 coverage.

2005: No DTP1 data reported. Estimate based on estimated DTP3 coverage.

2006: No DTP1 data reported. Estimate based on estimated DTP3 coverage.

2007: No DTP1 data reported. Estimate based on estimated DTP3 coverage.

2008: No DTP1 data reported. Estimate based on estimated DTP3 coverage.

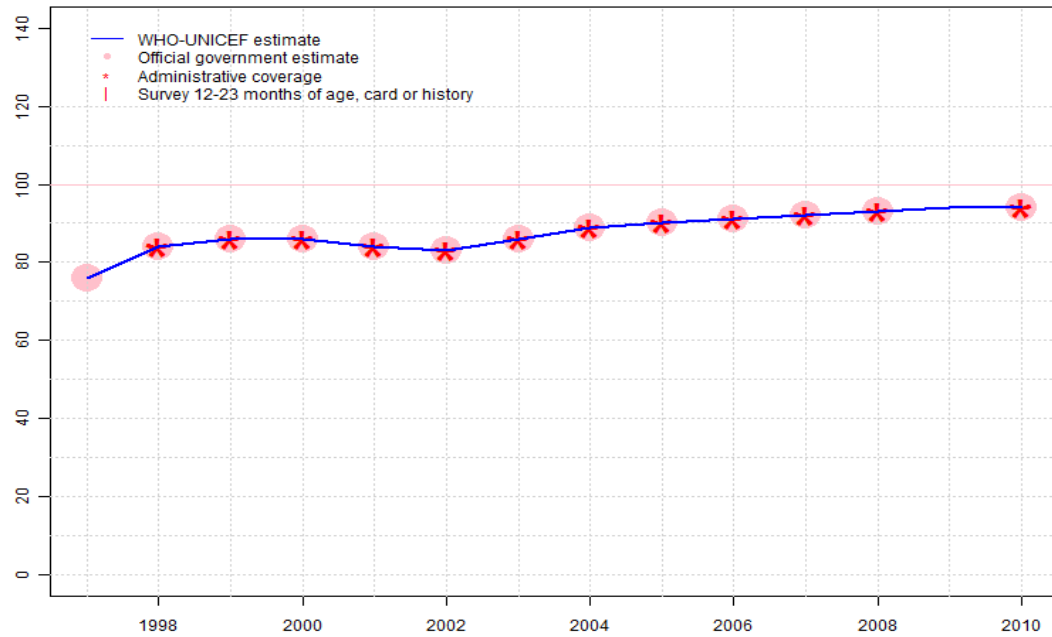
2009: Estimate based on interpolation between 2008 and 2010. Current estimate of 98 percent changed from previous revision value of 97 percent.

2010: No DTP1 data reported. Estimate based on estimated DTP3 coverage.

	1997	1998	1999	2000	2001	2002	2003	2004	2005	2006	2007	2008	2009	2010
Estimate	90	94	95	95	94	94	95	96	96	97	97	97	98	98
Official	NA	NA	NA	NA	NA	NA	NA	NA	NA	NA	NA	NA	NA	NA
Administrative	NA	NA	NA	NA	NA	NA	NA	NA	NA	NA	NA	NA	NA	NA
Survey	NA	NA	NA	NA	NA	NA	NA	NA	NA	NA	NA	NA	NA	NA

Ireland - DTP3

IRL - DTP3



Description:

1997: Legacy estimate.

1998: Estimate based on reported data.

1999: Estimate based on reported data.

2000: Estimate based on reported data.

2001: Estimate based on reported data.

2002: Estimate based on reported data.

2003: Estimate based on reported data.

2004: Estimate based on reported data.

2005: Estimate based on reported data.

2006: Estimate based on reported data.

2007: Estimate based on reported data.

2008: Estimate based on reported data.

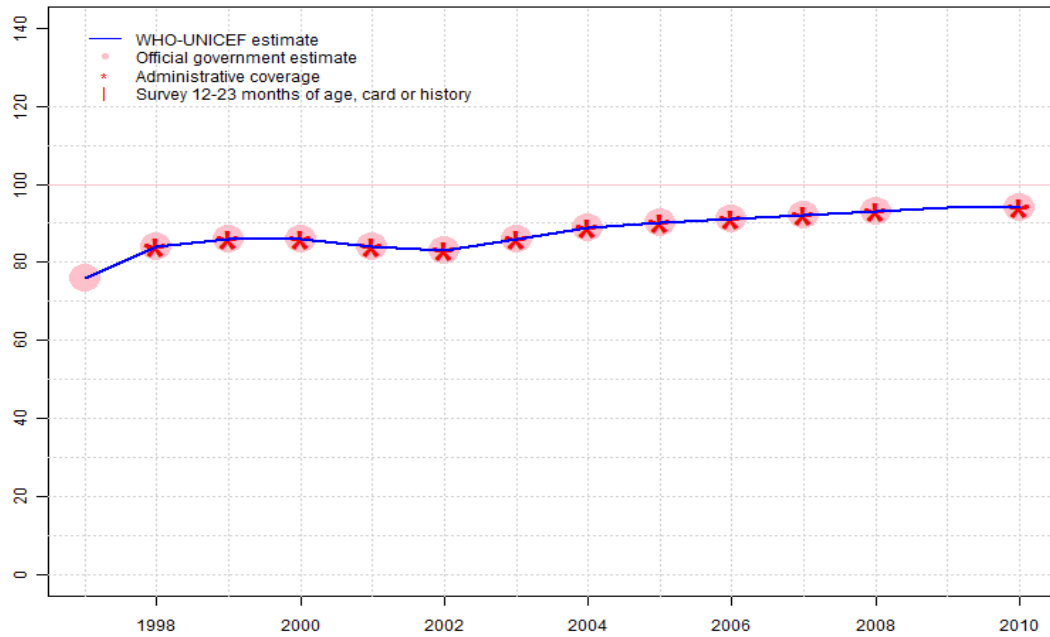
2009: Estimate based on interpolation between 2008 and 2010. Current estimate of 94 percent changed from previous revision value of 93 percent.

2010: Estimate based on reported data.

	1997	1998	1999	2000	2001	2002	2003	2004	2005	2006	2007	2008	2009	2010
Estimate	76	84	86	86	84	83	86	89	90	91	92	93	94	94
Official	76	84	86	86	84	83	86	89	90	91	92	93	NA	94
Administrative	NA	84	86	86	84	83	86	89	90	91	92	93	NA	94
Survey	NA	NA	NA	NA	NA	NA	NA	NA	NA	NA	NA	NA	NA	NA

Ireland - Pol3

IRL - Pol3



Description:

1997: Legacy estimate.

1998: Estimate based on reported data.

1999: Estimate based on reported data.

2000: Estimate based on reported data.

2001: Estimate based on reported data.

2002: Estimate based on reported data.

2003: Estimate based on reported data.

2004: Estimate based on reported data.

2005: Estimate based on reported data.

2006: Estimate based on reported data.

2007: Estimate based on reported data.

2008: Estimate based on reported data.

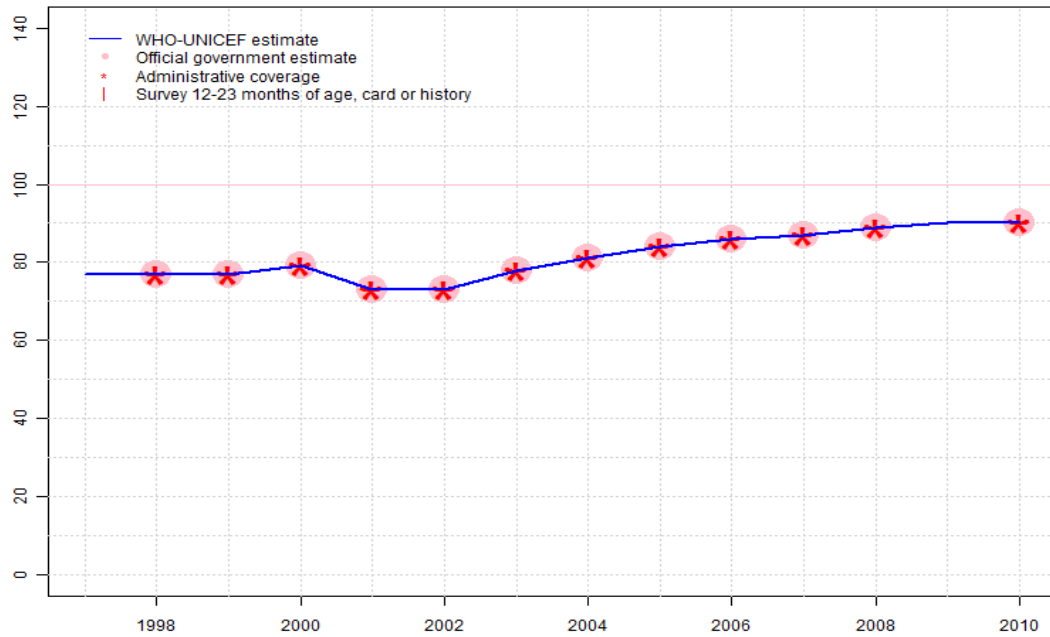
2009: Estimate based on interpolation between 2008 and 2010. Current estimate of 94 percent changed from previous revision value of 93 percent.

2010: Estimate based on reported data.

	1997	1998	1999	2000	2001	2002	2003	2004	2005	2006	2007	2008	2009	2010
Estimate	76	84	86	86	84	83	86	89	90	91	92	93	94	94
Official	76	84	86	86	84	83	86	89	90	91	92	93	NA	94
Administrative	NA	84	86	86	84	83	86	89	90	91	92	93	NA	94
Survey	NA	NA	NA	NA	NA	NA	NA	NA	NA	NA	NA	NA	NA	NA

Ireland - MCV

IRL - MCV



Description:

1997: Legacy estimate.

1998: Estimate based on reported data.

1999: Estimate based on reported data.

2000: Estimate based on reported data.

2001: Estimate based on reported data.

2002: Estimate based on reported data.

2003: Estimate based on reported data.

2004: Estimate based on reported data.

2005: Estimate based on reported data.

2006: Estimate based on reported data.

2007: Estimate based on reported data.

2008: Estimate based on reported data.

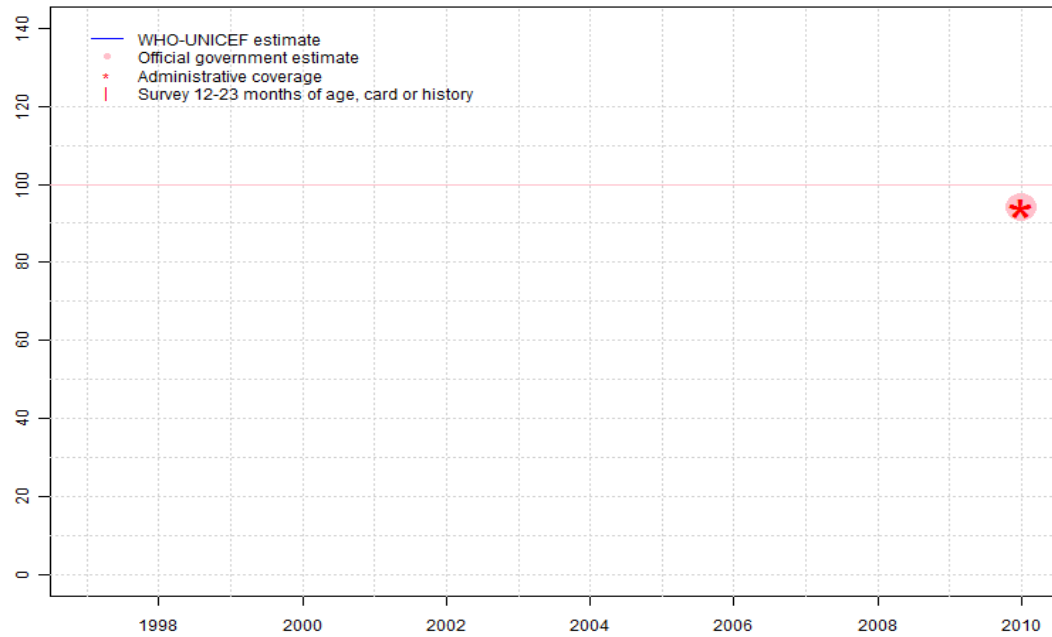
2009: Estimate based on interpolation between 2008 and 2010. Current estimate of 90 percent changed from previous revision value of 89 percent.

2010: Estimate based on reported data.

	1997	1998	1999	2000	2001	2002	2003	2004	2005	2006	2007	2008	2009	2010
Estimate	77	77	77	79	73	73	78	81	84	86	87	89	90	90
Official	NA	77	77	79	73	73	78	81	84	86	87	89	NA	90
Administrative	NA	77	77	79	73	73	78	81	84	86	87	89	NA	90
Survey	NA	NA	NA	NA	NA	NA	NA	NA	NA	NA	NA	NA	NA	NA

Ireland - HepB3

IRL - HepB3



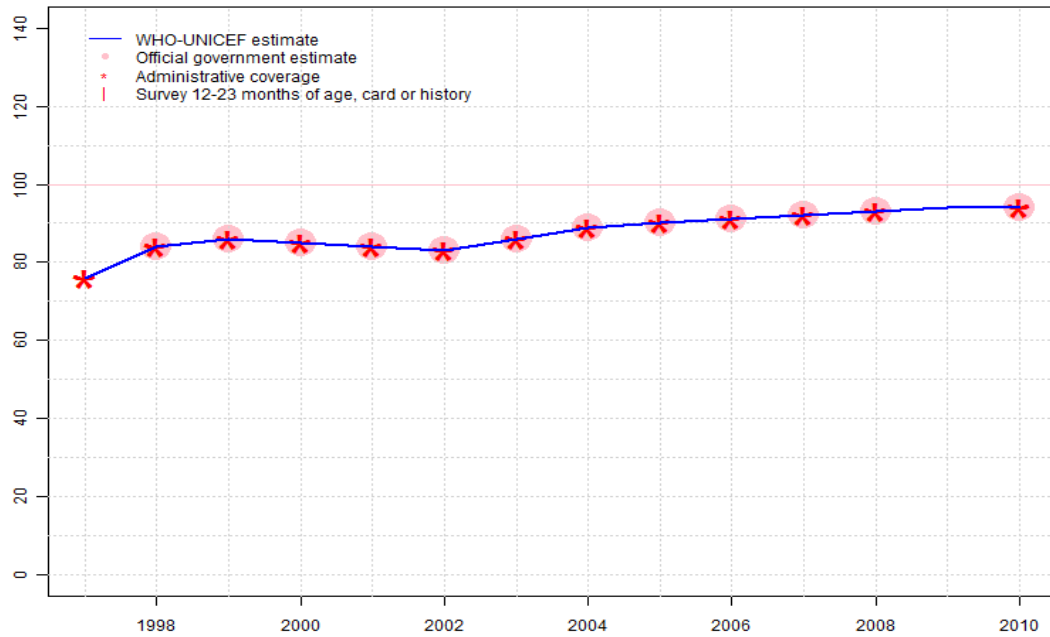
Description:

2010: Estimate based on reported data. HepB introduced in 2010. Vaccine presentation is DTP Hib Hep BIPV

	1997	1998	1999	2000	2001	2002	2003	2004	2005	2006	2007	2008	2009	2010
Estimate	NA	NA	NA	NA	NA	NA	NA	NA	NA	NA	NA	NA	NA	94
Official	NA	NA	NA	NA	NA	NA	NA	NA	NA	NA	NA	NA	NA	94
Administrative	NA	NA	NA	NA	NA	NA	NA	NA	NA	NA	NA	NA	NA	94
Survey	NA	NA	NA	NA	NA	NA	NA	NA	NA	NA	NA	NA	NA	NA

Ireland - Hib3

IRL - Hib3

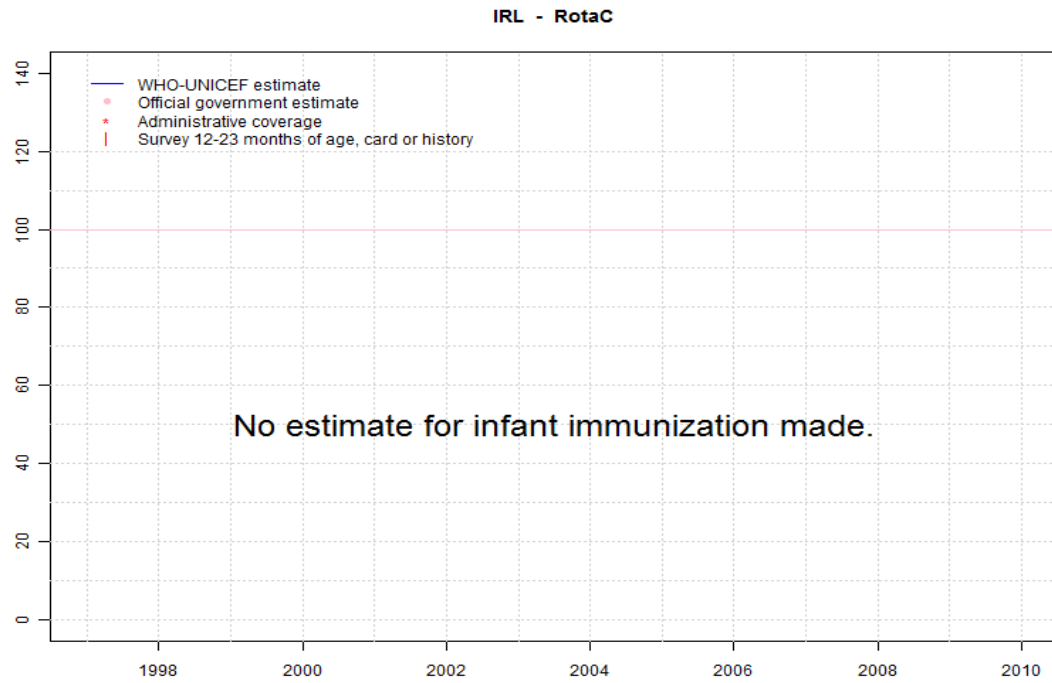


Description:

- 1997: Legacy estimate. Hib introduced in 1992. Reporting started in 1997.
- 1998: Estimate based on reported data.
- 1999: Estimate based on reported data.
- 2000: Estimate based on reported data.
- 2001: Estimate based on reported data.
- 2002: Estimate based on reported data.
- 2003: Estimate based on reported data.
- 2004: Estimate based on reported data.
- 2005: Estimate based on reported data.
- 2006: Estimate based on reported data.
- 2007: Estimate based on reported data.
- 2008: Estimate based on reported data.
- 2009: Estimate based on interpolation between 2008 and 2010. Current estimate of 94 percent changed from previous revision value of 93 percent.
- 2010: Estimate based on reported data.

	1997	1998	1999	2000	2001	2002	2003	2004	2005	2006	2007	2008	2009	2010
Estimate	76	84	86	85	84	83	86	89	90	91	92	93	94	94
Official	NA	84	86	85	84	83	86	89	90	91	92	93	NA	94
Administrative	76	84	86	85	84	83	86	89	90	91	92	93	NA	94
Survey	NA	NA	NA	NA	NA	NA	NA	NA	NA	NA	NA	NA	NA	NA

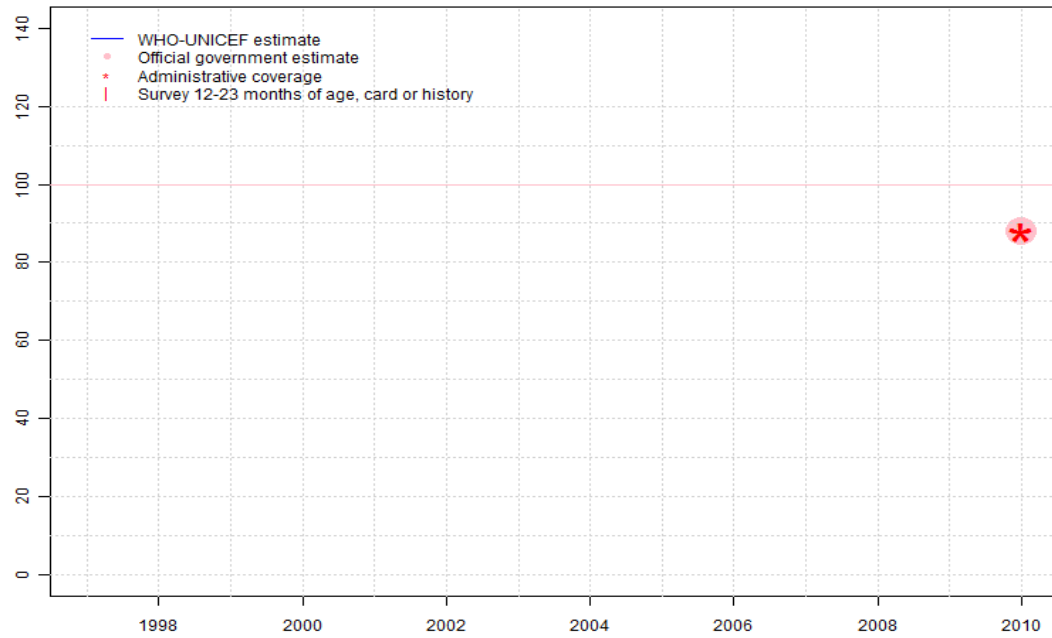
Ireland - RotaC



	1997	1998	1999	2000	2001	2002	2003	2004	2005	2006	2007	2008	2009	2010
Estimate	NA	NA	NA	NA	NA	NA	NA	NA	NA	NA	NA	NA	NA	NA
Official	NA	NA	NA	NA	NA	NA	NA	NA	NA	NA	NA	NA	NA	NA
Administrative	NA	NA	NA	NA	NA	NA	NA	NA	NA	NA	NA	NA	NA	NA
Survey	NA	NA	NA	NA	NA	NA	NA	NA	NA	NA	NA	NA	NA	NA

Ireland - PcV3

IRL - PcV3



Description:

2010: Estimate based on reported data. PCV introduced in 2008. Reporting started in 2010.

	1997	1998	1999	2000	2001	2002	2003	2004	2005	2006	2007	2008	2009	2010
Estimate	NA	NA	NA	NA	NA	NA	NA	NA	NA	NA	NA	NA	NA	88
Official	NA	NA	NA	NA	NA	NA	NA	NA	NA	NA	NA	NA	NA	88
Administrative	NA	NA	NA	NA	NA	NA	NA	NA	NA	NA	NA	NA	NA	88
Survey	NA	NA	NA	NA	NA	NA	NA	NA	NA	NA	NA	NA	NA	NA

Further information and estimates for 1980-1996 are available at:

http://www.childinfo.org/immunization_countryreports.html

http://www.who.int/immunization_monitoring/routine/immunization_coverage/en/index4.html