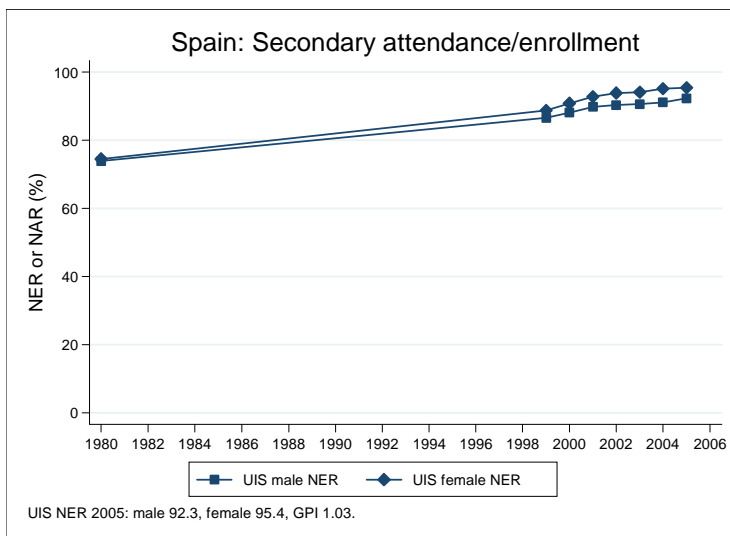
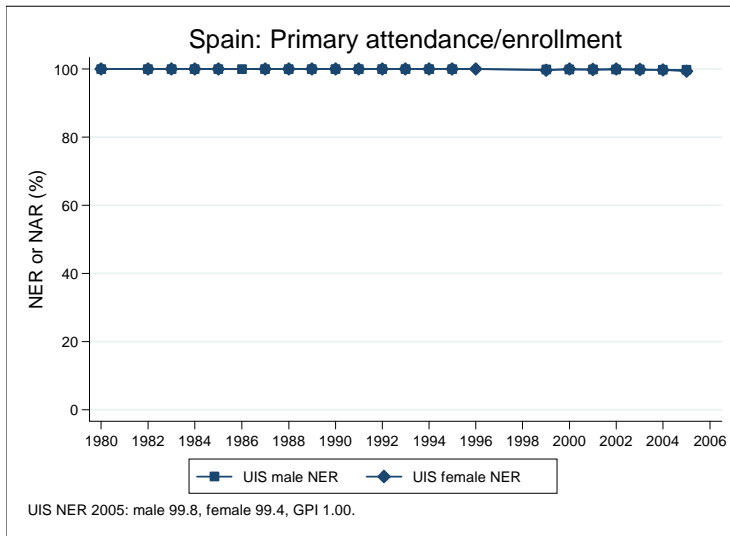
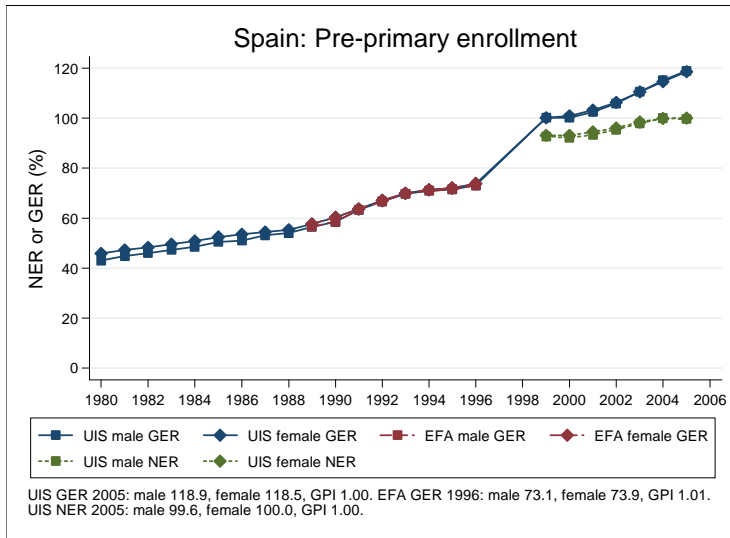
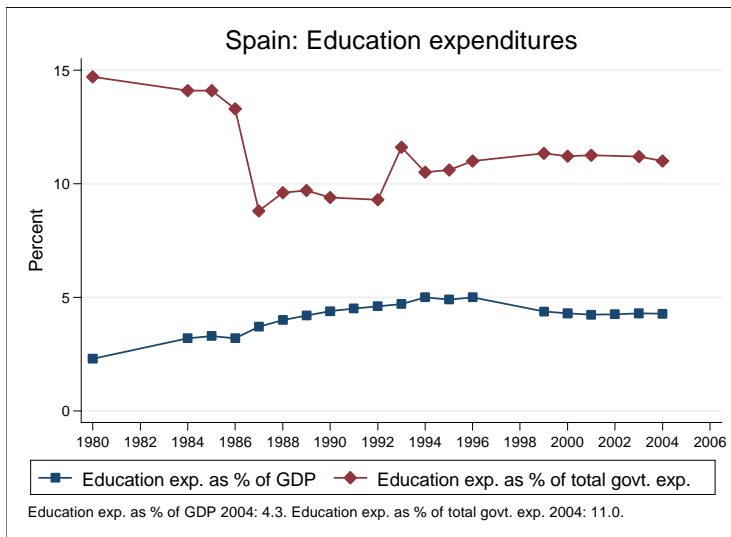
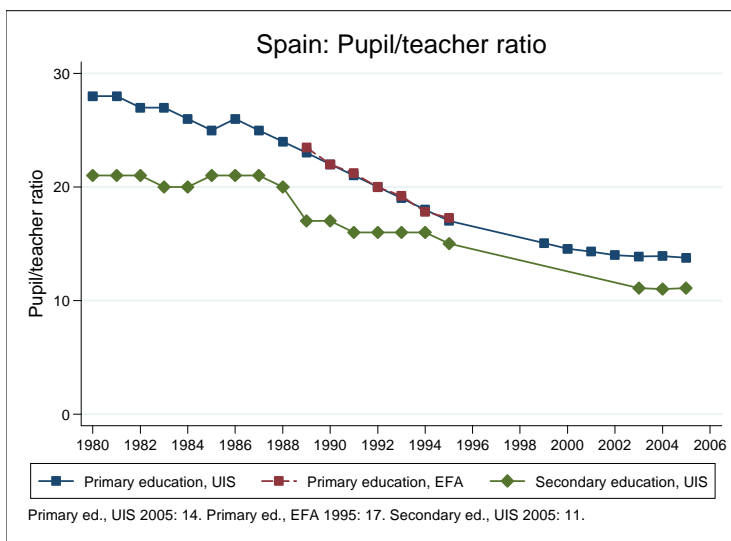
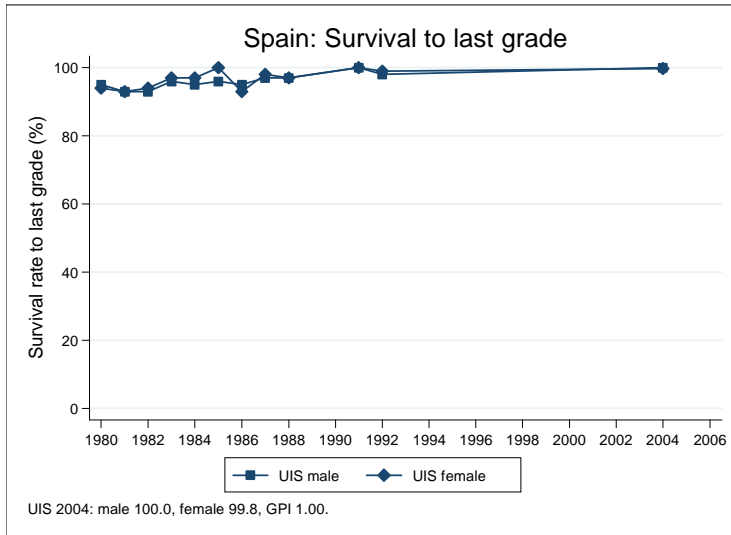


## Education statistics: Spain

UNICEF, Division of Policy and Practice, Statistics and Monitoring Section, www.childinfo.org, May 2008





## Administrative data: UNESCO Institute for Statistics

### Spain

<b>Population (1,000)</b>	<b>Total</b>	<b>Male</b>	<b>Female</b>
Preschool age, 2006	1236	634	601
Primary school age, 2006	2388	1226	1162
Secondary school age, 2006	2603	1337	1267
Total population, all ages, 2007	44279	21832	22447
<b>Official school age (years)</b>	<b>Entrance age</b>	<b>Graduation age</b>	<b>Duration</b>
Preschool, 2005	3	5	3
Primary school, 2005	6	11	6
Secondary school, 2005	12	17	6
Compulsory education, 2005	6	16	11
<b>Net enrolment ratio (%)</b>	<b>Total</b>	<b>Male</b>	<b>Female</b>
Preschool NER, 2005	99.8	99.6	100.0
Primary school NER, 2005	99.6	99.8	99.4
Secondary school NER, 2005	93.9	92.3	95.4
<b>Gross enrolment ratio (%)</b>	<b>Total</b>	<b>Male</b>	<b>Female</b>
Preschool GER, 2005	118.7	118.9	118.5
Primary school GER, 2005	105.0	105.8	104.2
Secondary school GER, 2005	118.1	114.7	121.6
<b>Entrance and transition (%)</b>	<b>Total</b>	<b>Male</b>	<b>Female</b>
Primary net intake rate			
Primary gross intake rate, 2005	102.0	102.6	101.3
Primary entrants with ECCE			
Transition rate primary-secondary			
<b>Repetition and completion</b>	<b>Total</b>	<b>Male</b>	<b>Female</b>
Primary repetition rate (%), 2005	2.3	2.6	1.9
Secondary repetition rate (%)			
Survival rate to grade 5 (%), 2004	100.0	100.0	99.9
Survival rate to last primary grade (%), 2004	99.9	100.0	99.8
Primary completion rate (%), 2005	103.0	103.1	102.8
School life expectancy (years), 2005	13.1	13.0	13.2
<b>Teaching staff</b>	<b>Pupil/teacher ratio</b>	<b>% trained teachers</b>	<b>% female teachers</b>
Preschool, 2005	13.6		89.5
Primary school, 2005	13.8		69.4
Secondary school, 2005	11.1		56.4
<b>Public expenditure per student as % of GDP per capita</b>			
Primary school, 2004	19.0		
Secondary school, 2004	23.8		
<b>Total public expenditure on education</b>			
As % of GDP, 2004	4.3		
As % of total government expenditure, 2004	11.0		

#### Data sources:

*Population:* United Nations Population Division, *World Population Prospects: The 2006 Revision*, March 2007.

*Education:* UNESCO Institute for Statistics, Data Centre, <http://stats.uis.unesco.org/unesco/ReportFolders/ReportFolders.aspx>, January 2008.