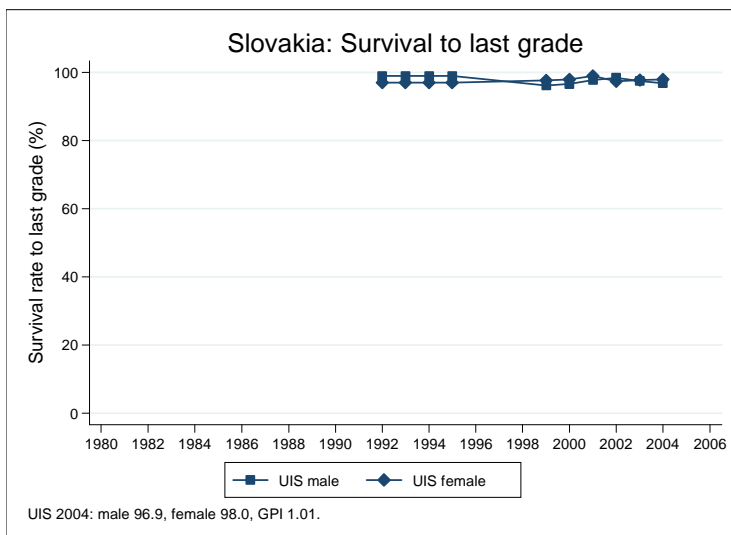
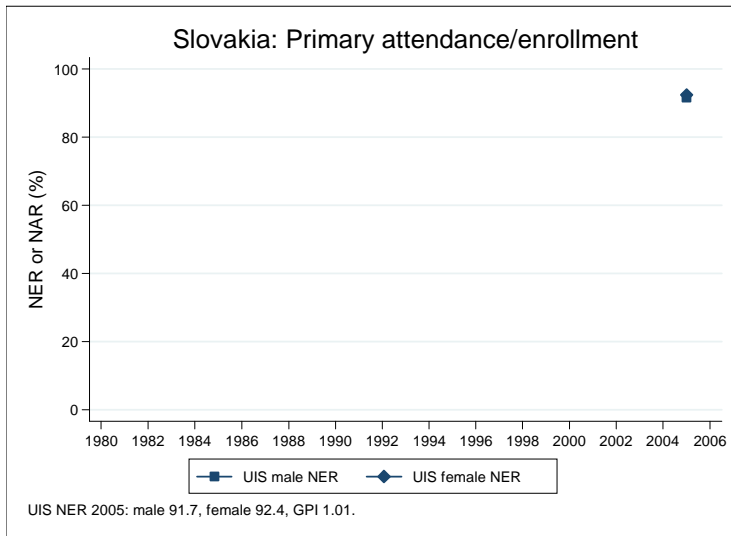
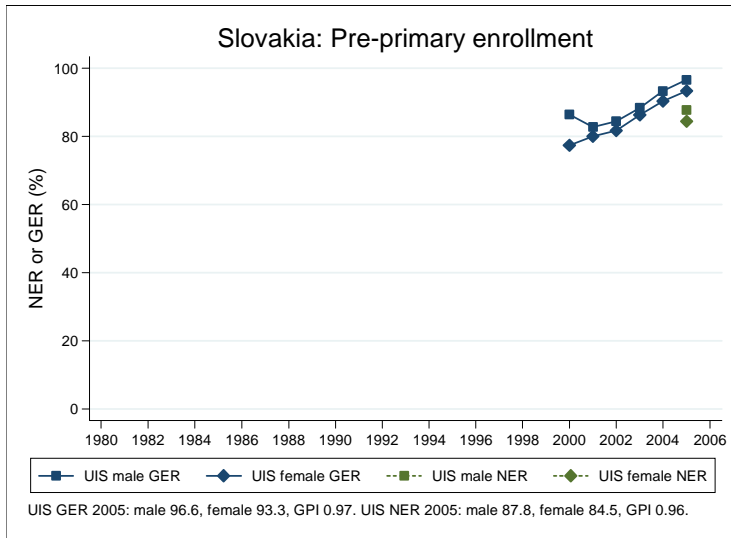
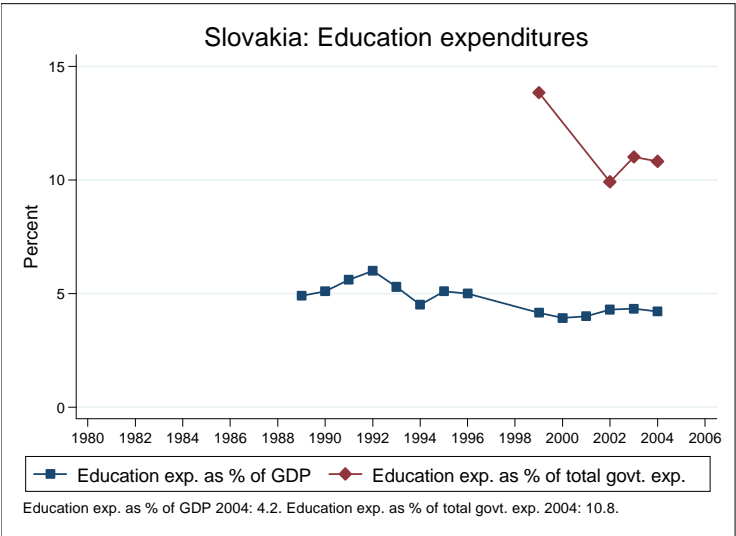
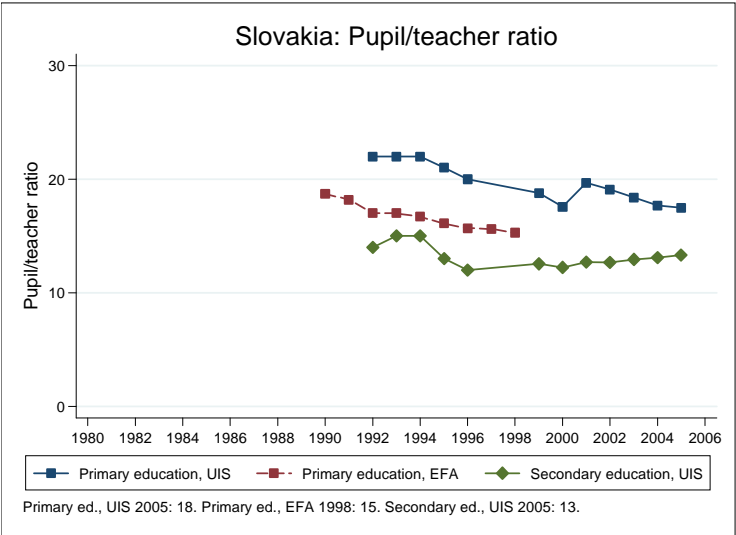


Education statistics: Slovakia

UNICEF, Division of Policy and Practice, Statistics and Monitoring Section, www.childinfo.org, May 2008





Administrative data: UNESCO Institute for Statistics

Slovakia

Population (1,000)	Total	Male	Female
Preschool age, 2006	156	79	76
Primary school age, 2006	235	120	115
Secondary school age, 2006	679	347	332
Total population, all ages, 2007	5390	2614	2776
Official school age (years)	Entrance age	Graduation age	Duration
Preschool, 2005	3	5	3
Primary school, 2005	6	9	4
Secondary school, 2005	10	18	9
Compulsory education, 2005	6	15	10
Net enrolment ratio (%)	Total	Male	Female
Preschool NER, 2005	86.2	87.8	84.5
Primary school NER, 2005	92.0	91.7	92.4
Secondary school NER			
Gross enrolment ratio (%)	Total	Male	Female
Preschool GER, 2005	95.0	96.6	93.3
Primary school GER, 2005	99.0	99.9	98.1
Secondary school GER, 2005	96.5	95.9	97.1
Entrance and transition (%)	Total	Male	Female
Primary net intake rate			
Primary gross intake rate, 2005	99.1	99.7	98.5
Primary entrants with ECCE			
Transition rate primary-secondary, 2004	98.3	98.2	98.5
Repetition and completion	Total	Male	Female
Primary repetition rate (%), 2005	2.6	2.9	2.4
Secondary repetition rate (%), 2005	1.5	1.9	1.1
Survival rate to grade 5 (%)			
Survival rate to last primary grade (%), 2004	97.4	96.9	98.0
Primary completion rate (%), 2005	94.3	94.6	94.0
School life expectancy (years), 2005	12.5	12.5	12.5
Teaching staff	Pupil/teacher ratio	% trained teachers	% female teachers
Preschool, 2005	13.6		99.9
Primary school, 2005	17.5		89.6
Secondary school, 2005	13.3		73.0
Public expenditure per student as % of GDP per capita			
Primary school, 2004	11.9		
Secondary school, 2004	16.7		
Total public expenditure on education			
As % of GDP, 2004	4.2		
As % of total government expenditure, 2004	10.8		

Data sources:

Population: United Nations Population Division, *World Population Prospects: The 2006 Revision*, March 2007.

Education: UNESCO Institute for Statistics, Data Centre, <http://stats.uis.unesco.org/unesco/ReportFolders/ReportFolders.aspx>, January 2008.