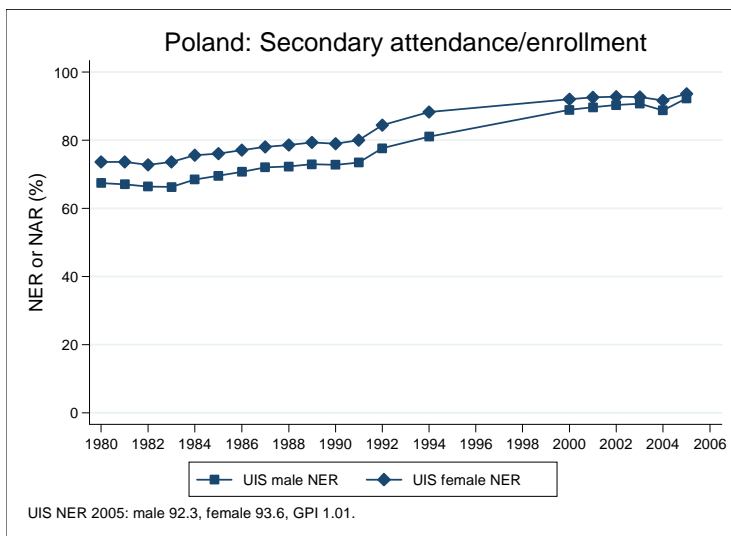
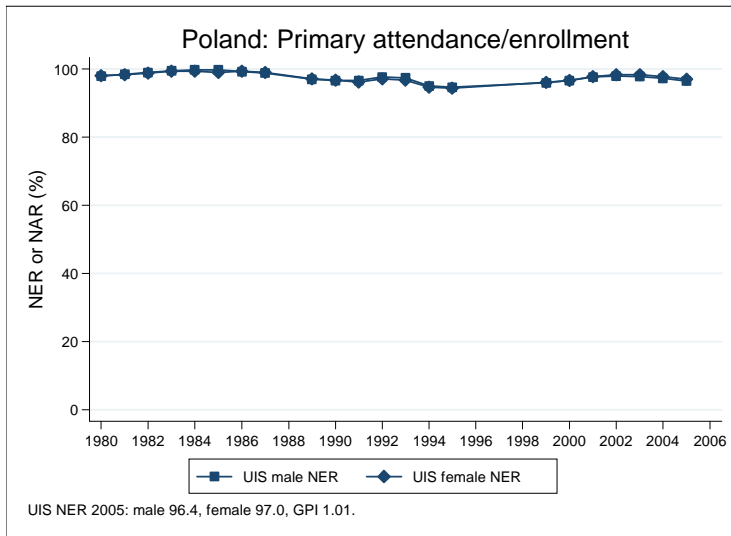
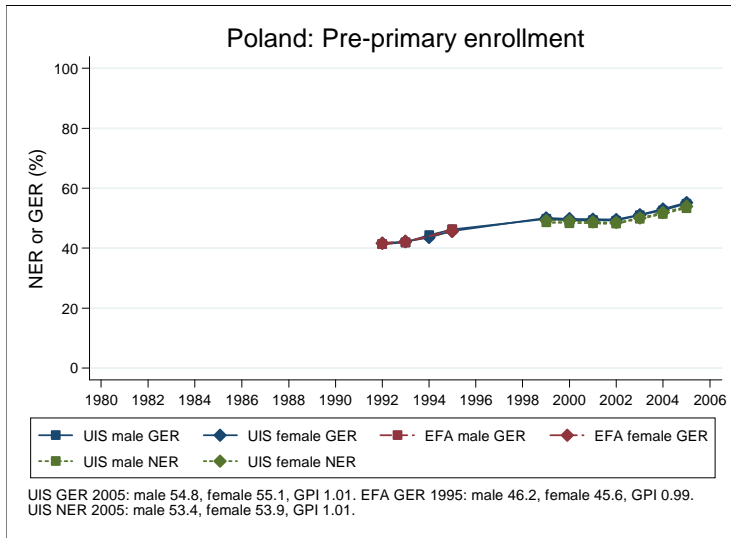
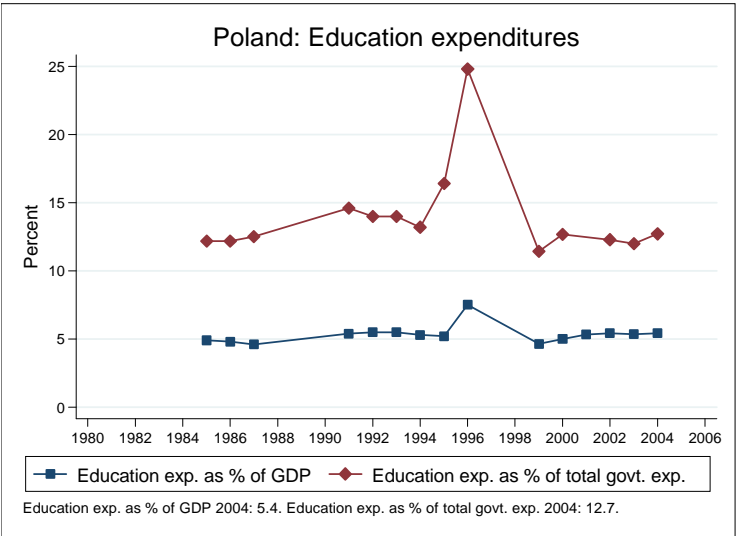
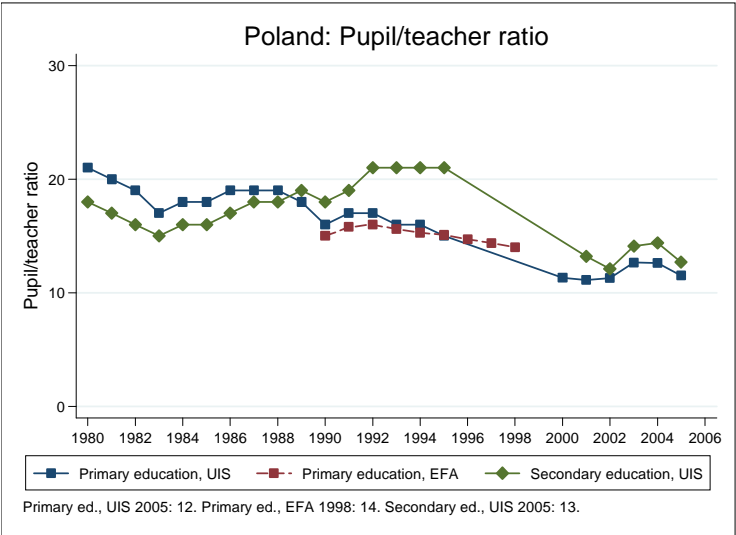


## Education statistics: Poland

UNICEF, Division of Policy and Practice, Statistics and Monitoring Section, www.childinfo.org, May 2008





## Administrative data: UNESCO Institute for Statistics

### Poland

<b>Population (1,000)</b>	<b>Total</b>	<b>Male</b>	<b>Female</b>
Preschool age, 2006	1464	753	711
Primary school age, 2006	2666	1369	1297
Secondary school age, 2006	3332	1707	1625
Total population, all ages, 2007	38082	18385	19697
<b>Official school age (years)</b>	<b>Entrance age</b>	<b>Graduation age</b>	<b>Duration</b>
Preschool, 2005	3	6	4
Primary school, 2005	7	12	6
Secondary school, 2005	13	18	6
Compulsory education, 2005	7	15	9
<b>Net enrolment ratio (%)</b>	<b>Total</b>	<b>Male</b>	<b>Female</b>
Preschool NER, 2005	53.6	53.4	53.9
Primary school NER, 2005	96.7	96.4	97.0
Secondary school NER, 2005	92.9	92.3	93.6
<b>Gross enrolment ratio (%)</b>	<b>Total</b>	<b>Male</b>	<b>Female</b>
Preschool GER, 2005	55.0	54.8	55.1
Primary school GER, 2005	98.2	98.4	98.0
Secondary school GER, 2005	99.6	99.9	99.2
<b>Entrance and transition (%)</b>	<b>Total</b>	<b>Male</b>	<b>Female</b>
Primary net intake rate			
Primary gross intake rate, 2005	97.7	97.5	97.9
Primary entrants with ECCE			
Transition rate primary-secondary, 2004	99.3		
<b>Repetition and completion</b>	<b>Total</b>	<b>Male</b>	<b>Female</b>
Primary repetition rate (%), 2005	0.7	1.1	
Secondary repetition rate (%), 2005	2.1		
Survival rate to grade 5 (%), 2004	99.3	88.6	95.9
Survival rate to last primary grade (%), 2004	99.2		
Primary completion rate (%), 2005	97.4		
School life expectancy (years), 2005	11.8	11.8	11.8
<b>Teaching staff</b>	<b>Pupil/teacher ratio</b>	<b>% trained teachers</b>	<b>% female teachers</b>
Preschool, 2005	17.1		97.1
Primary school, 2005	11.5		84.5
Secondary school, 2005	12.7		69.4
<b>Public expenditure per student as % of GDP per capita</b>			
Primary school, 2004	22.8		
Secondary school, 2004	21.6		
<b>Total public expenditure on education</b>			
As % of GDP, 2004	5.4		
As % of total government expenditure, 2004	12.7		

*Data sources:*

*Population:* United Nations Population Division, *World Population Prospects: The 2006 Revision*, March 2007.

*Education:* UNESCO Institute for Statistics, Data Centre, <http://stats.uis.unesco.org/unesco/ReportFolders/ReportFolders.aspx>, January 2008.