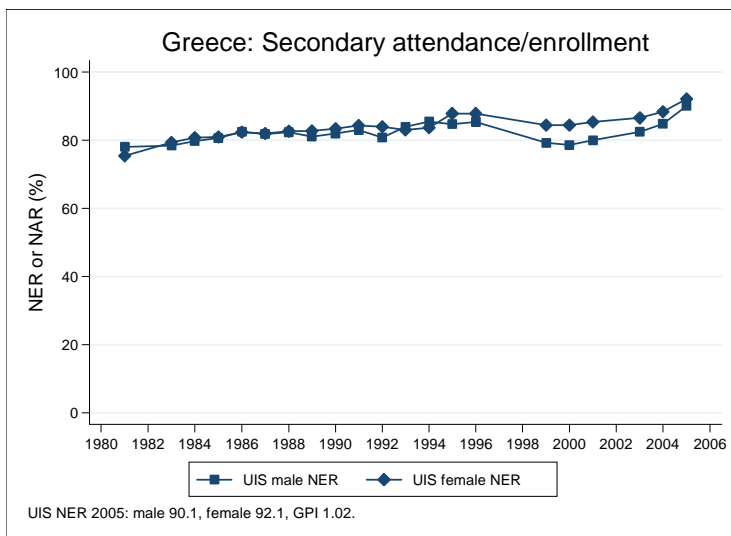
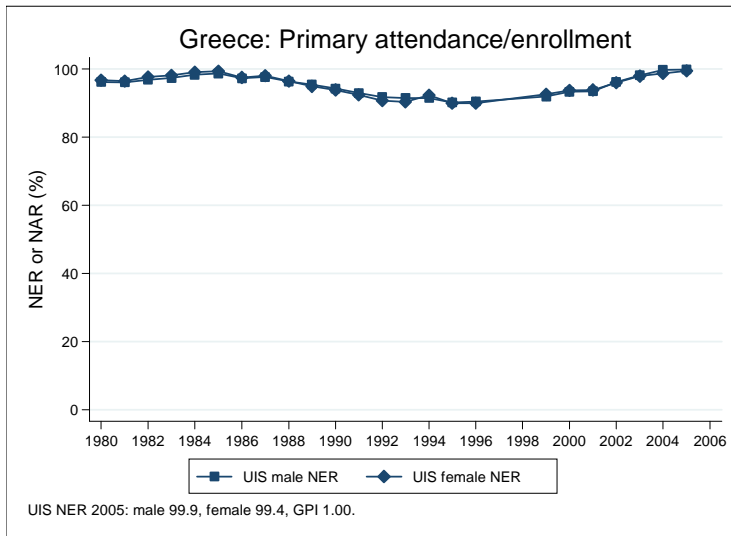
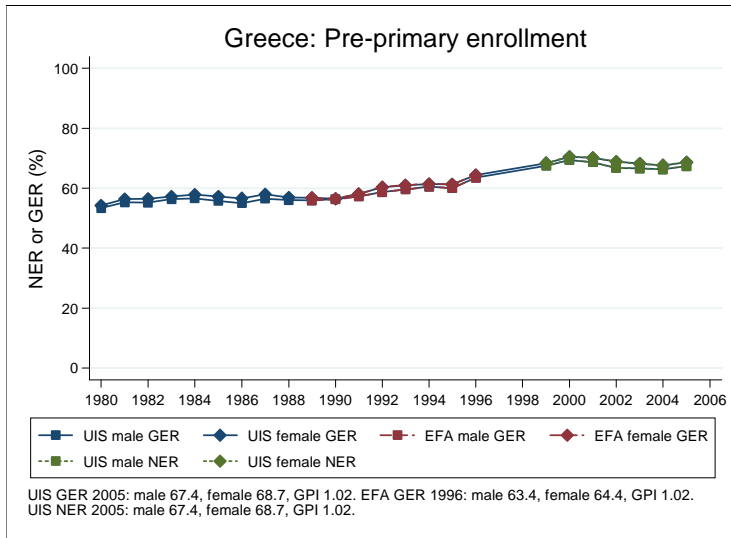
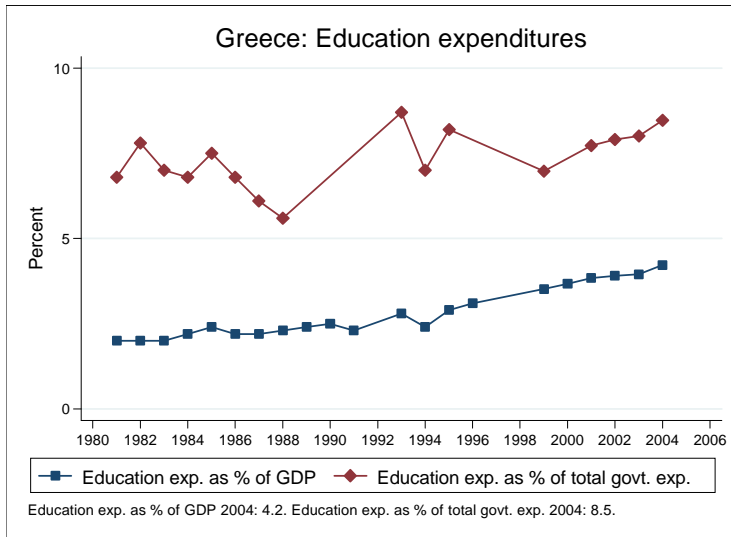
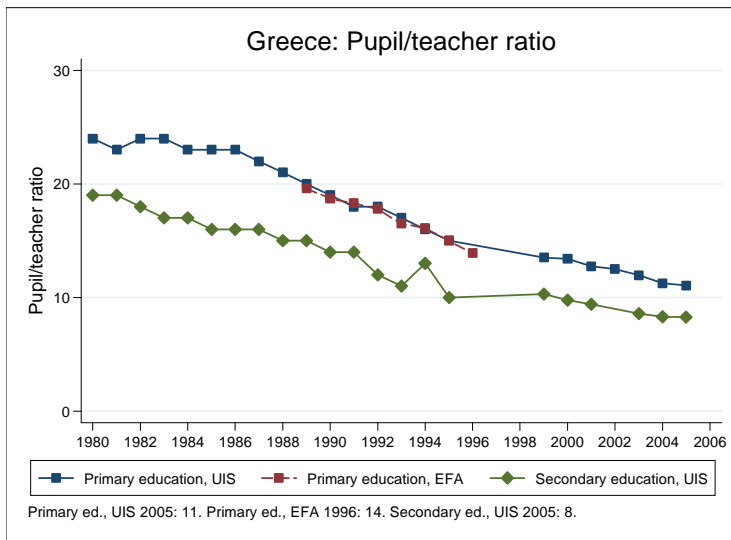
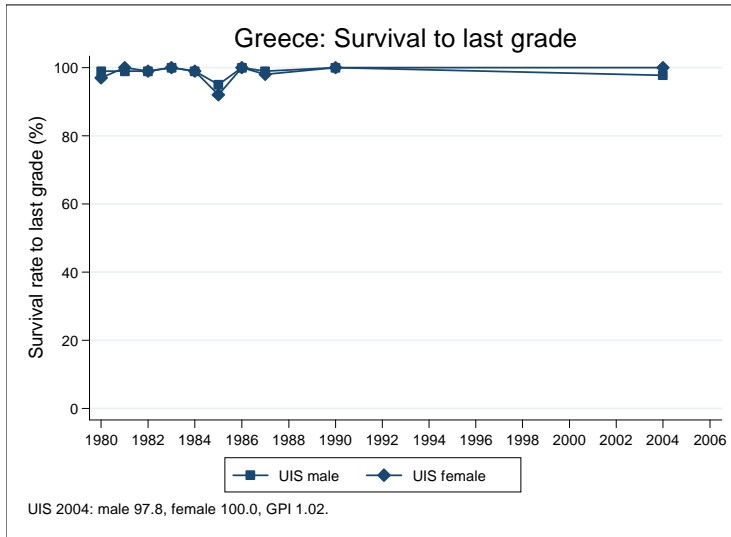


## Education statistics: Greece

UNICEF, Division of Policy and Practice, Statistics and Monitoring Section, www.childinfo.org, May 2008





## Administrative data: UNESCO Institute for Statistics

### Greece

<b>Population (1,000)</b>	<b>Total</b>	<b>Male</b>	<b>Female</b>
Preschool age, 2006	207	106	101
Primary school age, 2006	634	326	309
Secondary school age, 2006	683	353	331
Total population, all ages, 2007	11147	5518	5629
<b>Official school age (years)</b>	<b>Entrance age</b>	<b>Graduation age</b>	<b>Duration</b>
Preschool, 2005	4	5	2
Primary school, 2005	6	11	6
Secondary school, 2005	12	17	6
Compulsory education, 2005	6	14	9
<b>Net enrolment ratio (%)</b>	<b>Total</b>	<b>Male</b>	<b>Female</b>
Preschool NER, 2005	68.0	67.4	68.7
Primary school NER, 2005	99.6	99.9	99.4
Secondary school NER, 2005	91.1	90.1	92.1
<b>Gross enrolment ratio (%)</b>	<b>Total</b>	<b>Male</b>	<b>Female</b>
Preschool GER, 2005	68.0	67.4	68.7
Primary school GER, 2005	101.8	102.1	101.5
Secondary school GER, 2005	102.1	103.1	100.9
<b>Entrance and transition (%)</b>	<b>Total</b>	<b>Male</b>	<b>Female</b>
Primary net intake rate, 2005	93.6	93.4	93.8
Primary gross intake rate, 2005	100.3	100.4	100.2
Primary entrants with ECCE			
Transition rate primary-secondary, 2004	99.6	99.3	100.0
<b>Repetition and completion</b>	<b>Total</b>	<b>Male</b>	<b>Female</b>
Primary repetition rate (%), 2005	0.6	0.7	
Secondary repetition rate (%), 2005	4.5	5.8	3.2
Survival rate to grade 5 (%), 2004	99.0	98.0	100.0
Survival rate to last primary grade (%), 2004	98.9	97.8	100.0
Primary completion rate (%), 2005	100.2	100.1	100.3
School life expectancy (years), 2005	12.2	12.2	12.1
<b>Teaching staff</b>	<b>Pupil/teacher ratio</b>	<b>% trained teachers</b>	<b>% female teachers</b>
Preschool, 2005	12.5		99.3
Primary school, 2005	11.1		63.0
Secondary school, 2005	8.3		55.8
<b>Public expenditure per student as % of GDP per capita</b>			
Primary school, 2004	16.5		
Secondary school, 2004	22.6		
<b>Total public expenditure on education</b>			
As % of GDP, 2004	4.2		
As % of total government expenditure, 2004	8.5		

#### Data sources:

*Population:* United Nations Population Division, *World Population Prospects: The 2006 Revision*, March 2007.

*Education:* UNESCO Institute for Statistics, Data Centre, <http://stats.uis.unesco.org/unesco/ReportFolders/ReportFolders.aspx>, January 2008.