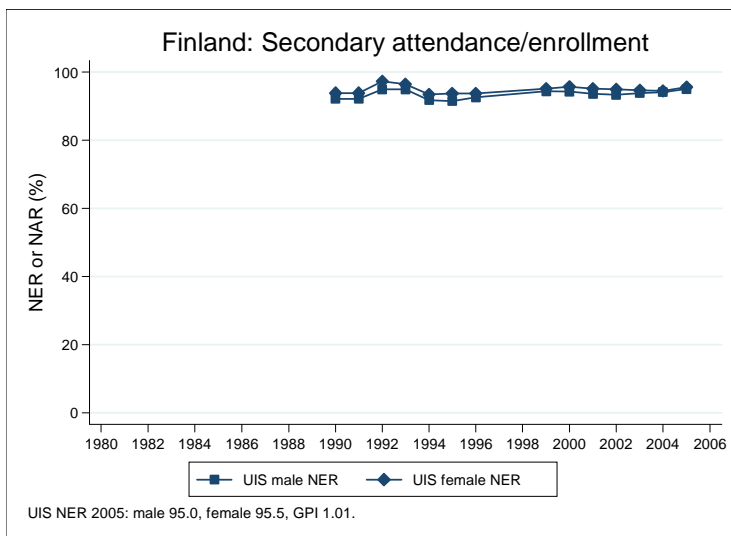
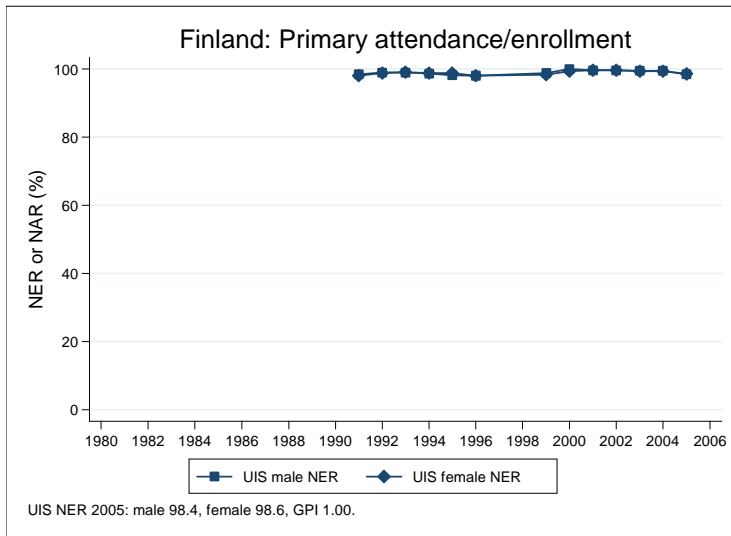
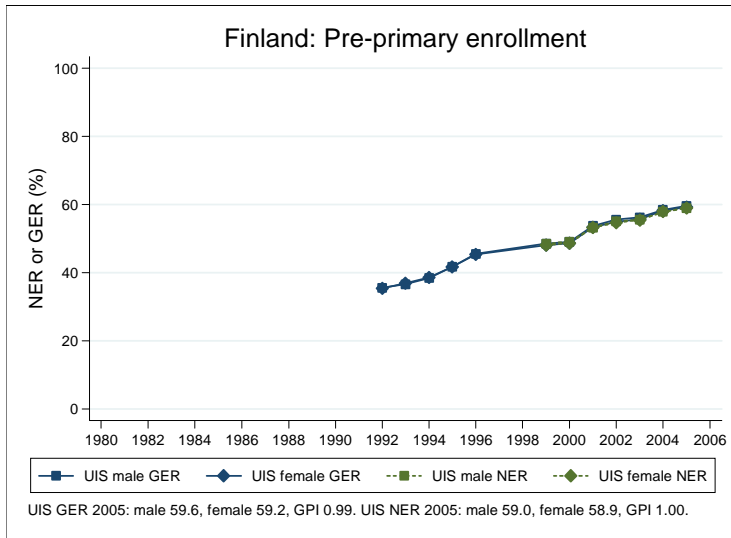
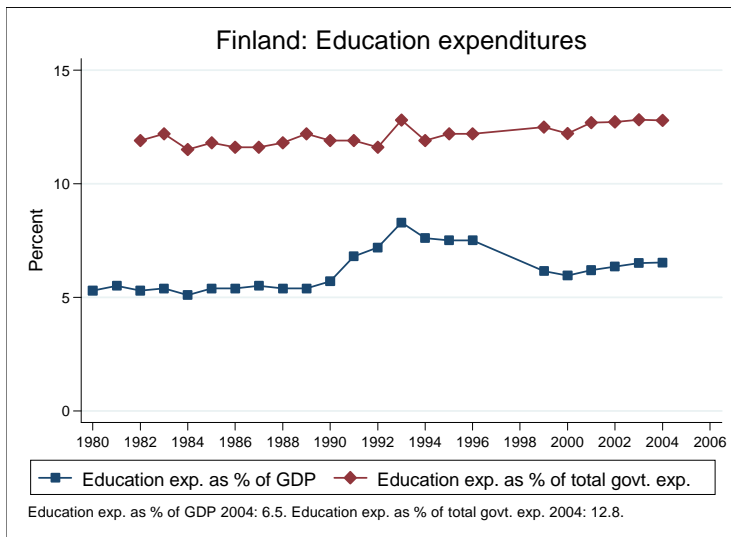
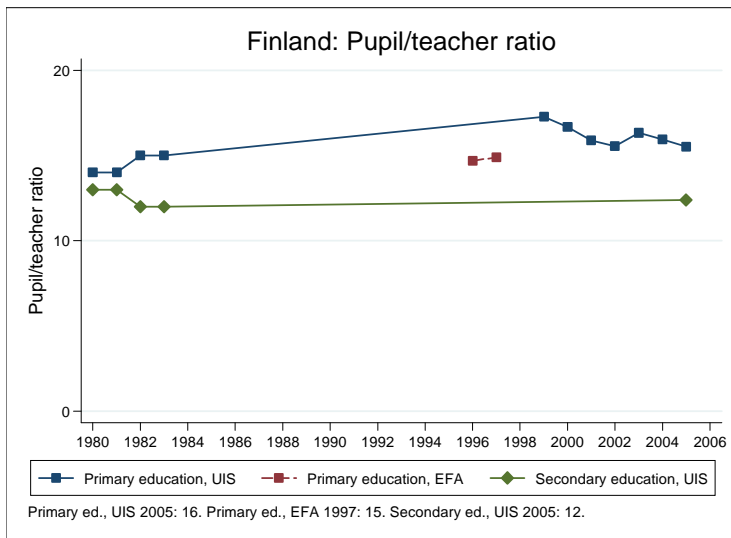
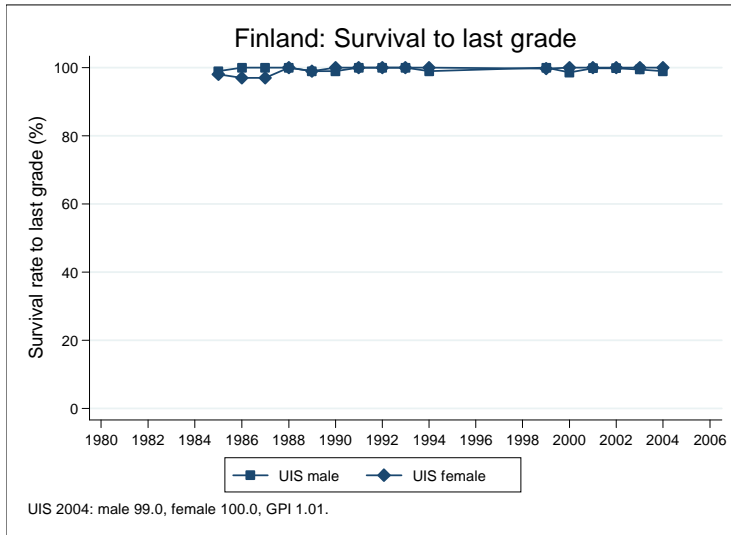


Education statistics: Finland

UNICEF, Division of Policy and Practice, Statistics and Monitoring Section, www.childinfo.org, May 2008





Administrative data: UNESCO Institute for Statistics

Finland

Population (1,000)	Total	Male	Female
Preschool age, 2006	226	116	111
Primary school age, 2006	379	193	186
Secondary school age, 2006	387	198	190
Total population, all ages, 2007	5277	2585	2692
Official school age (years)	Entrance age	Graduation age	Duration
Preschool, 2005	3	6	4
Primary school, 2005	7	12	6
Secondary school, 2005	13	18	6
Compulsory education, 2005	7	16	10
Net enrolment ratio (%)	Total	Male	Female
Preschool NER, 2005	59.0	59.0	58.9
Primary school NER, 2005	98.5	98.4	98.6
Secondary school NER, 2005	95.3	95.0	95.5
Gross enrolment ratio (%)	Total	Male	Female
Preschool GER, 2005	59.4	59.6	59.2
Primary school GER, 2005	99.8	100.1	99.4
Secondary school GER, 2005	111.2	108.8	113.7
Entrance and transition (%)	Total	Male	Female
Primary net intake rate, 2005	93.1	91.3	95.0
Primary gross intake rate, 2005	98.1	97.8	98.4
Primary entrants with ECCE			
Transition rate primary-secondary, 2004	99.9	99.9	100.0
Repetition and completion	Total	Male	Female
Primary repetition rate (%), 2005	0.5	0.6	
Secondary repetition rate (%), 2002		0.5	
Survival rate to grade 5 (%), 2004	99.5	99.0	100.0
Survival rate to last primary grade (%), 2004	99.5	99.0	100.0
Primary completion rate (%), 2005	99.9	100.7	99.1
School life expectancy (years), 2005	12.6	12.5	12.8
Teaching staff	Pupil/teacher ratio	% trained teachers	% female teachers
Preschool, 2005	12.0		97.0
Primary school, 2005	15.5		76.0
Secondary school, 2005	12.4		66.8
Public expenditure per student as % of GDP per capita			
Primary school, 2004	18.8		
Secondary school, 2004	32.9		
Total public expenditure on education			
As % of GDP, 2004	6.5		
As % of total government expenditure, 2004	12.8		

Data sources:

Population: United Nations Population Division, *World Population Prospects: The 2006 Revision*, March 2007.

Education: UNESCO Institute for Statistics, Data Centre, <http://stats.uis.unesco.org/unesco/ReportFolders/ReportFolders.aspx>, January 2008.