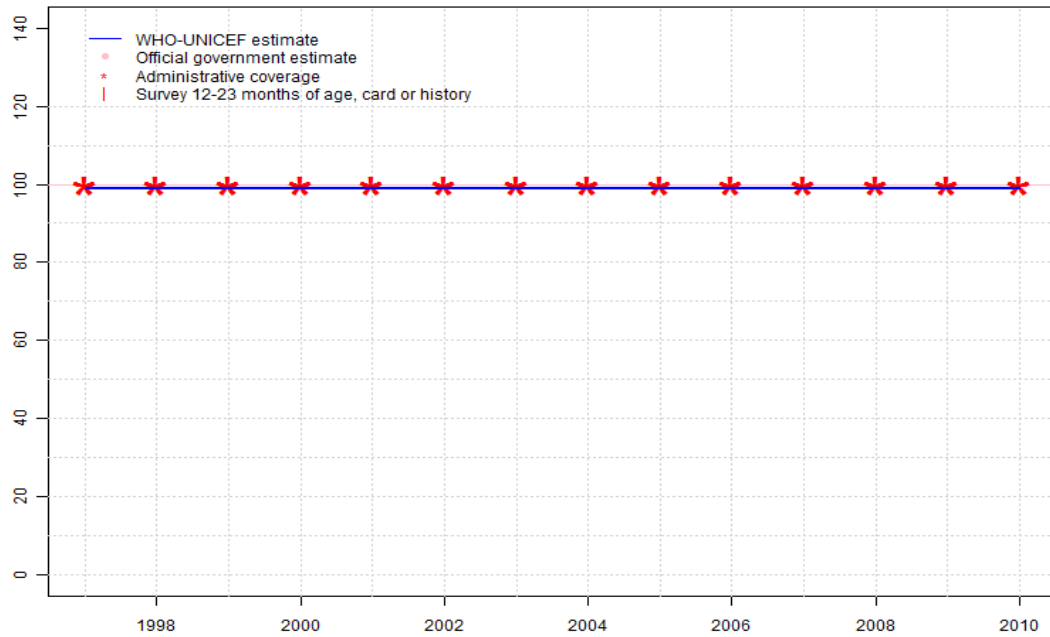


# Hungary - BCG

HUN - BCG



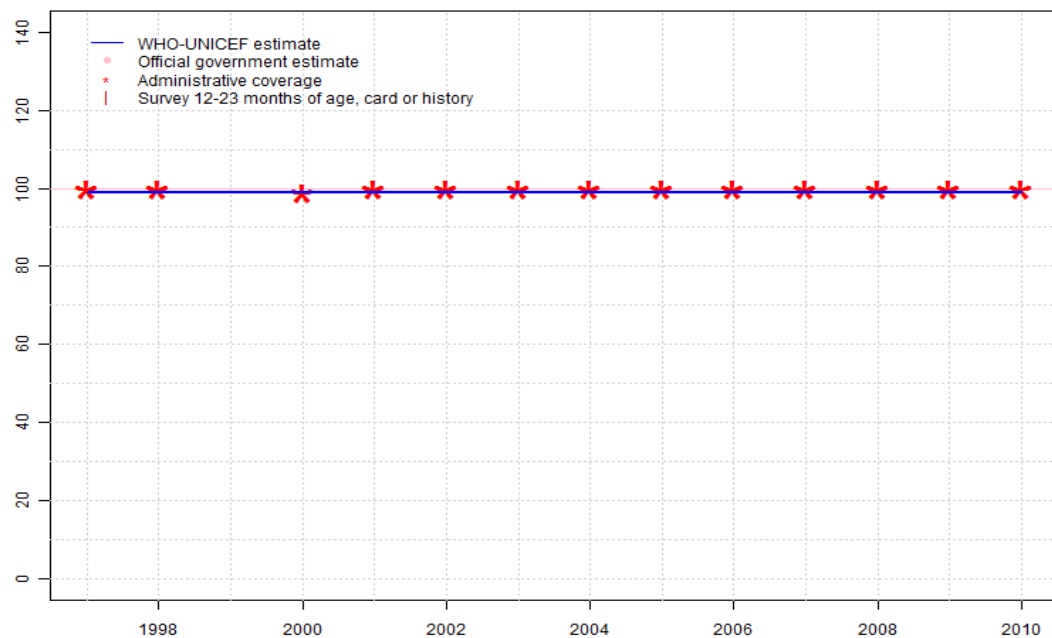
## Description:

1997: Legacy estimate.  
 1998: Reported data 100 percent calibrated to 1997 levels.  
 1999: Reported data 100 percent calibrated to 1997 levels.  
 2000: Reported data 100 percent calibrated to 1997 levels.  
 2001: Reported data 100 percent calibrated to 1997 levels.  
 2002: Reported data 100 percent calibrated to 1997 levels.  
 2003: Reported data 100 percent calibrated to 1997 levels.  
 2004: Reported data 100 percent calibrated to 1997 levels.  
 2005: Reported data 100 percent calibrated to 1997 levels.  
 2006: Reported data 100 percent calibrated to 1997 levels.  
 2007: Reported data 100 percent calibrated to 1997 levels.  
 2008: Reported data 100 percent calibrated to 1997 levels.  
 2009: Reported data 100 percent calibrated to 1997 levels.  
 2010: Reported data 100 percent calibrated to 1997 levels.

	1997	1998	1999	2000	2001	2002	2003	2004	2005	2006	2007	2008	2009	2010
Estimate	99	99	99	99	99	99	99	99	99	99	99	99	99	99
Official	NA	NA	NA	NA	NA	NA	NA	NA	NA	NA	NA	NA	NA	NA
Administrative	100	100	100	100	100	100	100	100	100	100	100	100	100	100
Survey	NA	NA	NA	NA	NA	NA	NA	NA	NA	NA	NA	NA	NA	NA

# Hungary - DTP1

HUN - DTP1



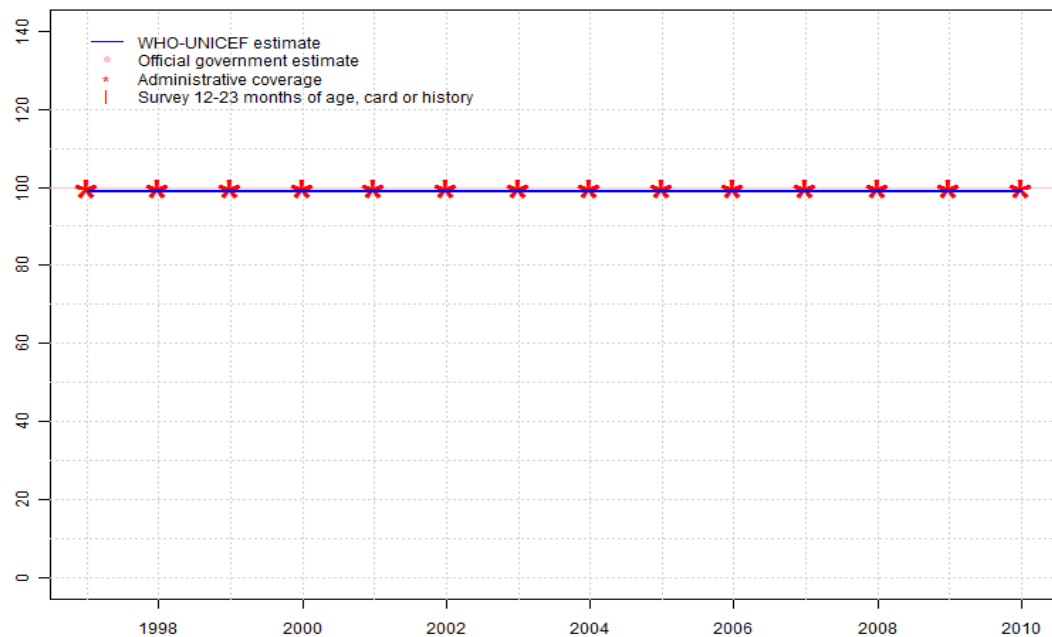
## Description:

1997: Legacy estimate.  
 1998: Reported data 100 percent calibrated to 1997 levels.  
 1999: No DTP1 data. Estimate based on DTP3 coverage of 99.  
 2000: DTP1 coverage estimated based on DTP3 coverage of 99.  
 2001: Reported data 100 percent calibrated to 1997 levels.  
 2002: Reported data 100 percent calibrated to 1997 levels.  
 2003: Reported data 100 percent calibrated to 1997 levels.  
 2004: Reported data 100 percent calibrated to 1997 levels.  
 2005: Reported data 100 percent calibrated to 1997 levels.  
 2006: Reported data 100 percent calibrated to 1997 levels.  
 2007: Reported data 100 percent calibrated to 1997 levels.  
 2008: Reported data 100 percent calibrated to 1997 levels.  
 2009: Reported data 100 percent calibrated to 1997 levels.  
 2010: Reported data 100 percent calibrated to 1997 levels.

	1997	1998	1999	2000	2001	2002	2003	2004	2005	2006	2007	2008	2009	2010
Estimate	99	99	99	99	99	99	99	99	99	99	99	99	99	99
Official	NA	NA	NA	NA	NA	NA	NA	NA	NA	NA	NA	NA	NA	NA
Administrative	100	100	NA	99	100	100	100	100	100	100	100	100	100	100
Survey	NA	NA	NA	NA	NA	NA	NA	NA	NA	NA	NA	NA	NA	NA

# Hungary - DTP3

HUN - DTP3



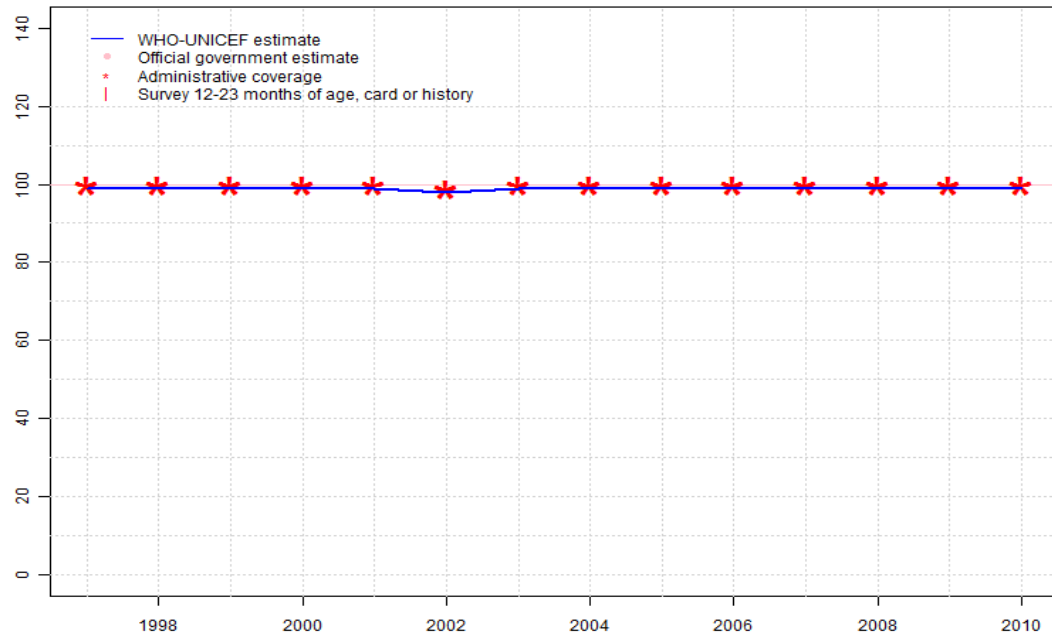
## Description:

1997: Legacy estimate.  
 1998: Reported data 100 percent calibrated to 1997 levels.  
 1999: Reported data 100 percent calibrated to 1997 levels.  
 2000: Reported data 100 percent calibrated to 1997 levels.  
 2001: Reported data 100 percent calibrated to 1997 levels.  
 2002: Reported data 100 percent calibrated to 1997 levels.  
 2003: Reported data 100 percent calibrated to 1997 levels.  
 2004: Reported data 100 percent calibrated to 1997 levels.  
 2005: Reported data 100 percent calibrated to 1997 levels.  
 2006: Reported data 100 percent calibrated to 1997 levels.  
 2007: Reported data 100 percent calibrated to 1997 levels.  
 2008: Reported data 100 percent calibrated to 1997 levels.  
 2009: Reported data 100 percent calibrated to 1997 levels.  
 2010: Reported data 100 percent calibrated to 1997 levels.

	1997	1998	1999	2000	2001	2002	2003	2004	2005	2006	2007	2008	2009	2010
Estimate	99	99	99	99	99	99	99	99	99	99	99	99	99	99
Official	NA	NA	NA	NA	NA	NA	NA	NA	NA	NA	NA	NA	NA	NA
Administrative	100	100	100	100	100	100	100	100	100	100	100	100	100	100
Survey	NA	NA	NA	NA	NA	NA	NA	NA	NA	NA	NA	NA	NA	NA

# Hungary - Pol3

HUN - Pol3



## Description:

1997: Legacy estimate.

1998: Reported data 100 percent calibrated to 1997 levels.

1999: Reported data 100 percent calibrated to 1997 levels.

2000: Reported data 100 percent calibrated to 1997 levels.

2001: Reported data 100 percent calibrated to 1997 levels.

2002: Reported data 99 percent calibrated to 1997 levels. Current estimate of 98 percent changed from previous revision value of 99 percent.

2003: Reported data 100 percent calibrated to 1997 levels.

2004: Reported data 100 percent calibrated to 1997 levels.

2005: Reported data 100 percent calibrated to 1997 levels.

2006: Reported data 100 percent calibrated to 1997 levels.

2007: Reported data 100 percent calibrated to 1997 levels.

2008: Reported data 100 percent calibrated to 1997 levels.

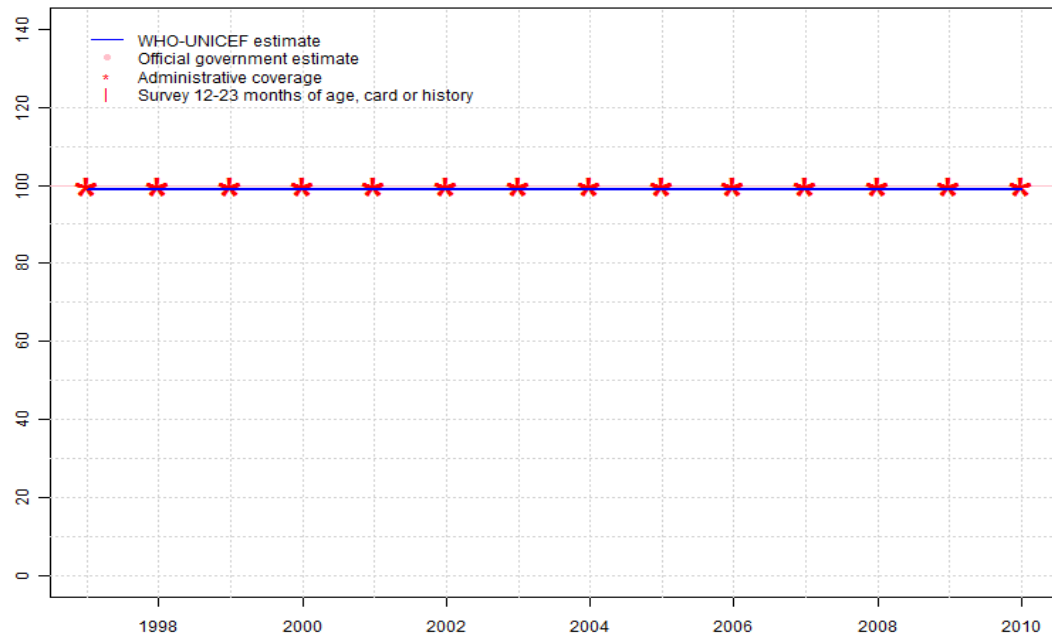
2009: Reported data 100 percent calibrated to 1997 levels.

2010: Reported data 100 percent calibrated to 1997 levels.

	1997	1998	1999	2000	2001	2002	2003	2004	2005	2006	2007	2008	2009	2010
Estimate	99	99	99	99	99	98	99	99	99	99	99	99	99	99
Official	NA	NA	NA	NA	NA	NA	NA	NA	NA	NA	NA	NA	NA	NA
Administrative	100	100	100	100	100	99	100	100	100	100	100	100	100	100
Survey	NA	NA	NA	NA	NA	NA	NA	NA	NA	NA	NA	NA	NA	NA

# Hungary - MCV

HUN - MCV

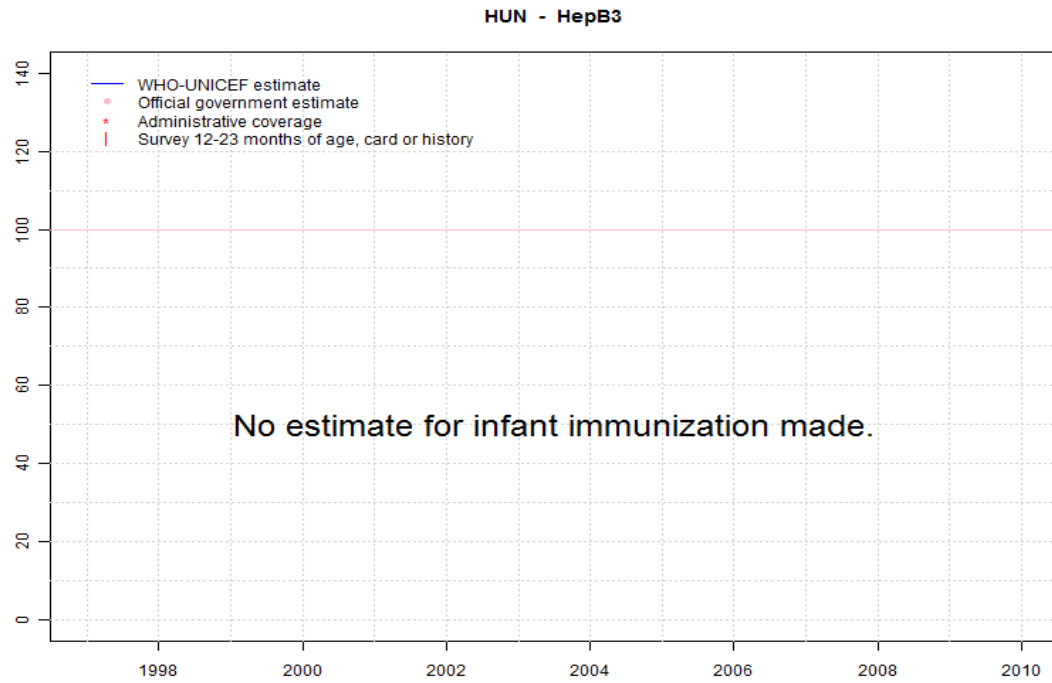


## Description:

1997: Legacy estimate.  
 1998: Reported data 100 percent calibrated to 1997 levels.  
 1999: Reported data 100 percent calibrated to 1997 levels.  
 2000: Reported data 100 percent calibrated to 1997 levels.  
 2001: Reported data 100 percent calibrated to 1997 levels.  
 2002: Reported data 100 percent calibrated to 1997 levels.  
 2003: Reported data 100 percent calibrated to 1997 levels.  
 2004: Reported data 100 percent calibrated to 1997 levels.  
 2005: Reported data 100 percent calibrated to 1997 levels.  
 2006: Reported data 100 percent calibrated to 1997 levels.  
 2007: Reported data 100 percent calibrated to 1997 levels.  
 2008: Reported data 100 percent calibrated to 1997 levels.  
 2009: Reported data 100 percent calibrated to 1997 levels.  
 2010: Reported data 100 percent calibrated to 1997 levels.

	1997	1998	1999	2000	2001	2002	2003	2004	2005	2006	2007	2008	2009	2010
Estimate	99	99	99	99	99	99	99	99	99	99	99	99	99	99
Official	NA	NA	NA	NA	NA	NA	NA	NA	NA	NA	NA	NA	NA	NA
Administrative	100	100	100	100	100	100	100	100	100	100	100	100	100	100
Survey	NA	NA	NA	NA	NA	NA	NA	NA	NA	NA	NA	NA	NA	NA

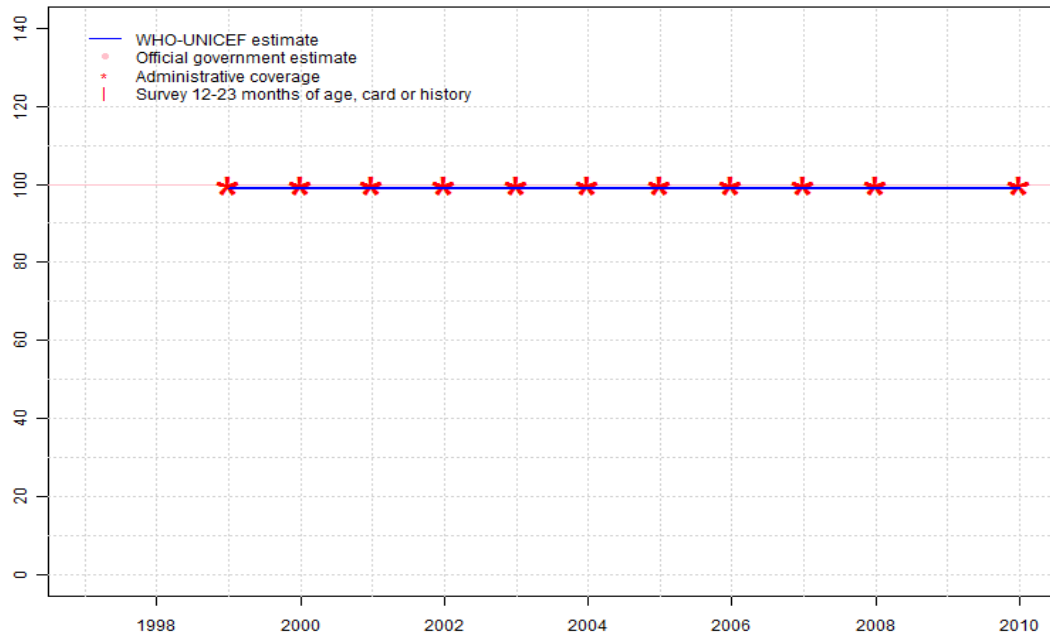
# Hungary - HepB3



	1997	1998	1999	2000	2001	2002	2003	2004	2005	2006	2007	2008	2009	2010
Estimate	NA	NA	NA	NA	NA	NA	NA	NA	NA	NA	NA	NA	NA	NA
Official	NA	NA	NA	NA	NA	NA	NA	NA	NA	NA	NA	NA	NA	NA
Administrative	NA	NA	NA	NA	NA	NA	NA	NA	NA	NA	NA	NA	NA	NA
Survey	NA	NA	NA	NA	NA	NA	NA	NA	NA	NA	NA	NA	NA	NA

# Hungary - Hib3

HUN - Hib3

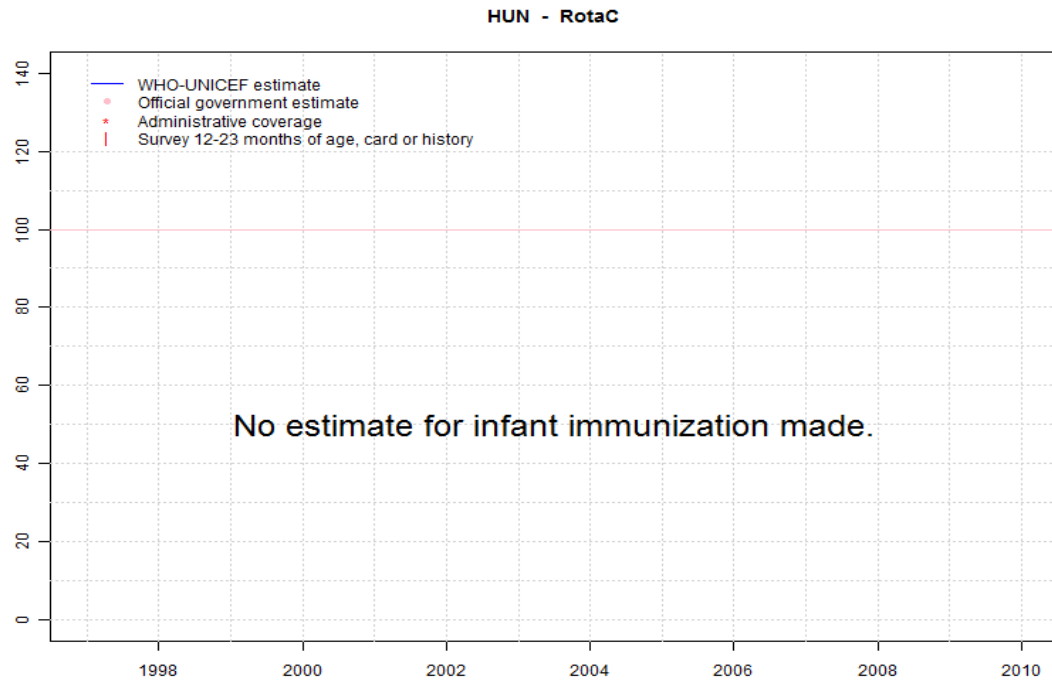


## Description:

- 1999: Estimate based on reported data. Hib introduced in 1999
- 2000: Estimate based on reported data.
- 2001: Estimate based on reported data.
- 2002: Estimate based on reported data.
- 2003: Estimate based on reported data.
- 2004: Estimate based on reported data.
- 2005: Estimate based on reported data.
- 2006: Estimate based on reported data.
- 2007: Estimate based on reported data.
- 2008: Estimate based on reported data.
- 2009: Estimate based on interpolation between 2008 and 2010.
- 2010: Estimate based on reported data.

	1997	1998	1999	2000	2001	2002	2003	2004	2005	2006	2007	2008	2009	2010
Estimate	NA	NA	99	99	99	99	99	99	99	99	99	99	99	99
Official	NA	NA	NA	NA	NA	NA	NA	NA	NA	NA	NA	NA	NA	NA
Administrative	NA	NA	100	100	100	100	100	100	100	100	100	100	NA	100
Survey	NA	NA	NA	NA	NA	NA	NA	NA	NA	NA	NA	NA	NA	NA

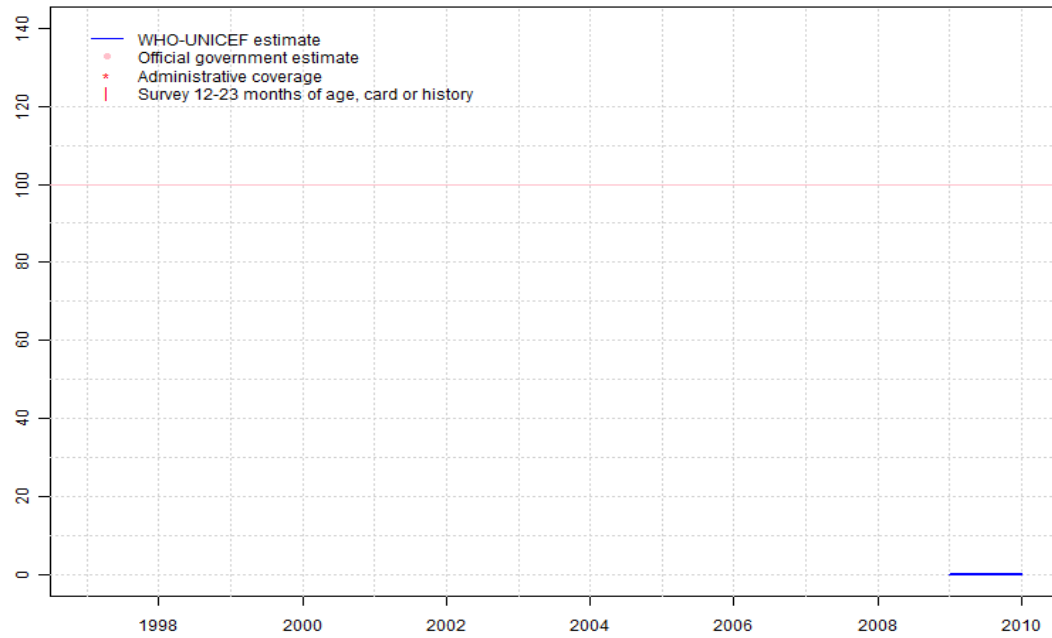
# Hungary - RotaC



	1997	1998	1999	2000	2001	2002	2003	2004	2005	2006	2007	2008	2009	2010
Estimate	NA	NA	NA	NA	NA	NA	NA	NA	NA	NA	NA	NA	NA	NA
Official	NA	NA	NA	NA	NA	NA	NA	NA	NA	NA	NA	NA	NA	NA
Administrative	NA	NA	NA	NA	NA	NA	NA	NA	NA	NA	NA	NA	NA	NA
Survey	NA	NA	NA	NA	NA	NA	NA	NA	NA	NA	NA	NA	NA	NA

# Hungary - PcV3

HUN - PcV3



## Description:

2009: na PCV introduced in 2009. Administrative data only available for 1st dose of PCV (82 percent).

2010: Estimate based on extrapolation from 2009 value of 0 percent.

	1997	1998	1999	2000	2001	2002	2003	2004	2005	2006	2007	2008	2009	2010
Estimate	NA	NA	NA	NA	NA	NA	NA	NA	NA	NA	NA	NA	0	0
Official	NA	NA	NA	NA	NA	NA	NA	NA	NA	NA	NA	NA	NA	NA
Administrative	NA	NA	NA	NA	NA	NA	NA	NA	NA	NA	NA	NA	NA	NA
Survey	NA	NA	NA	NA	NA	NA	NA	NA	NA	NA	NA	NA	NA	NA

Further information and estimates for 1980-1996 are available at:

[http://www.childinfo.org/immunization\\_countryreports.html](http://www.childinfo.org/immunization_countryreports.html)

[http://www.who.int/immunization\\_monitoring/routine/immunization\\_coverage/en/index4.html](http://www.who.int/immunization_monitoring/routine/immunization_coverage/en/index4.html)