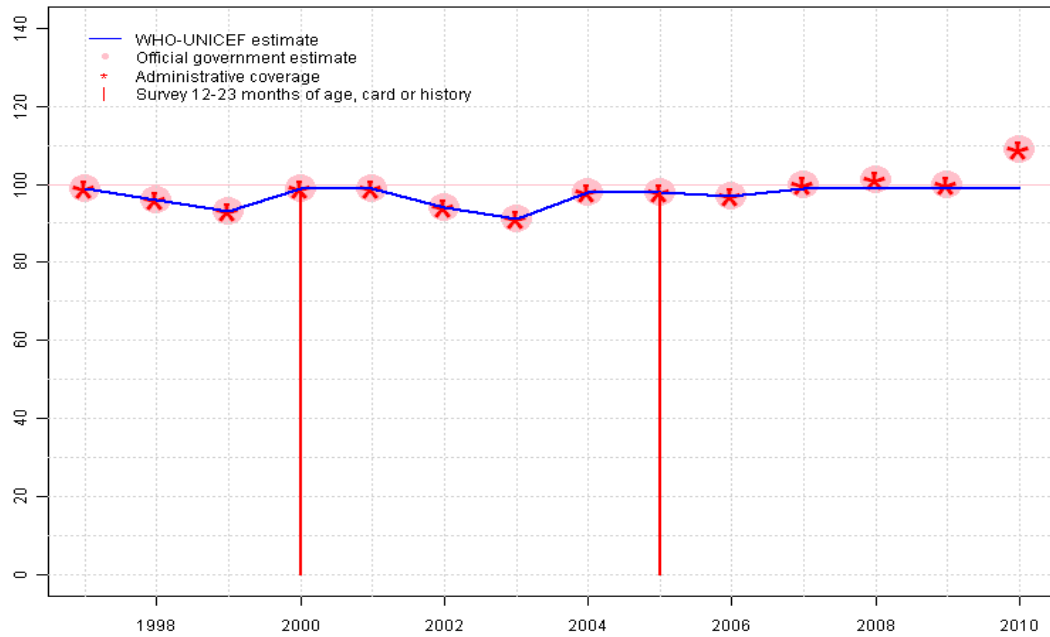


Honduras - BCG

HND - BCG



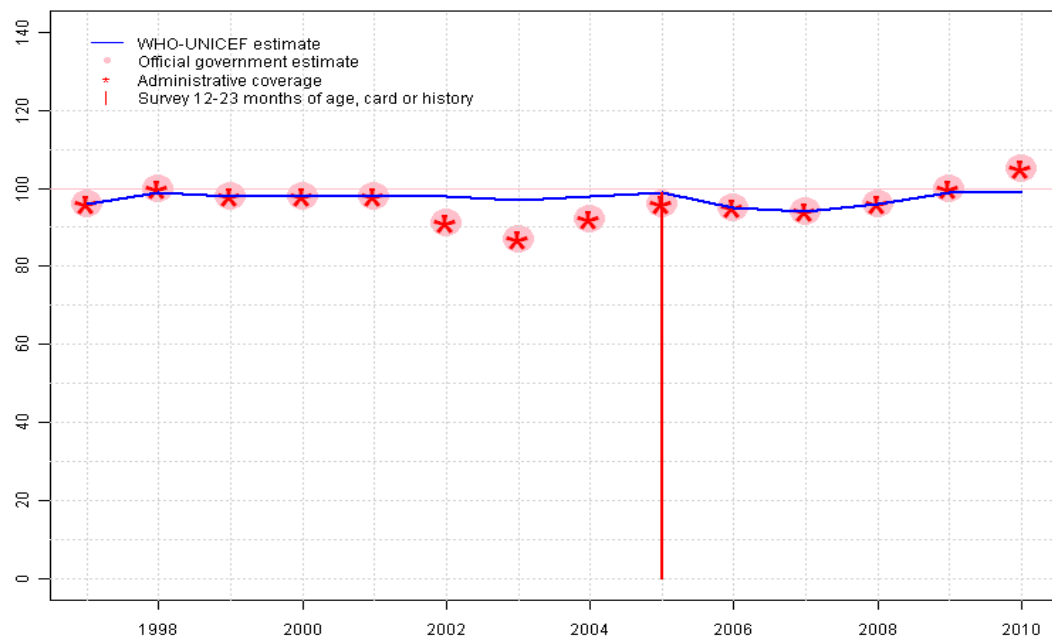
Description:

- 1997: Legacy estimate.
- 1998: Estimate based on reported data.
- 1999: Estimate based on reported data.
- 2000: Estimate based on reported data. 98 percent survey results supports reported data of 99 percent.
- 2001: Estimate based on reported data.
- 2002: Estimate based on reported data.
- 2003: Estimate based on reported data.
- 2004: Estimate based on reported data.
- 2005: Estimate based on reported data. 98 percent survey results supports reported data of 98 percent.
- 2006: Estimate based on reported data.
- 2007: Estimate based on reported data.
- 2008: Estimate based on interpolation between 2007 and 2009. Reported data of 101 percent greater than 100 percent.
- 2009: Estimate based on reported data.
- 2010: Estimate based on extrapolation from 2009 value of 99 percent. Reported data of 109 percent greater than 100 percent.

	1997	1998	1999	2000	2001	2002	2003	2004	2005	2006	2007	2008	2009	2010
Estimate	99	96	93	99	99	94	91	98	98	97	99	99	99	99
Official	99	96	93	99	99	94	91	98	98	97	100	101	100	109
Administrative	99	96	93	99	99	94	91	98	98	97	100	101	100	109
Survey	NA	NA	NA	98	NA	NA	NA	NA	98	NA	NA	NA	NA	NA

Honduras - DTP1

HND - DTP1



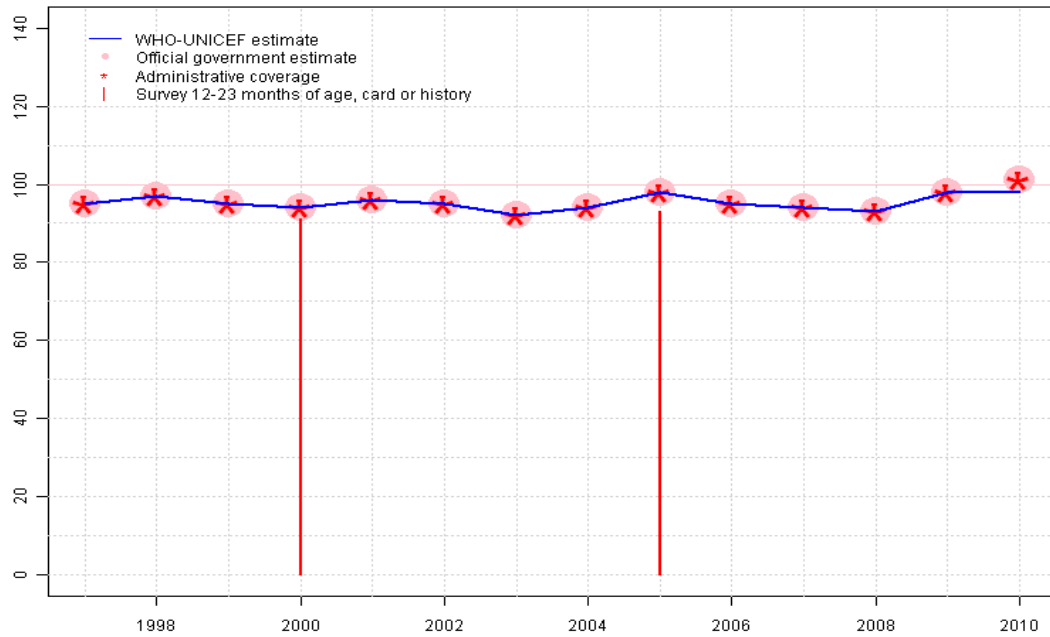
Description:

- 1997: Legacy estimate.
- 1998: Estimate based on reported data.
- 1999: Estimate based on reported data.
- 2000: Estimate based on reported data.
- 2001: Estimate based on reported data.
- 2002: DTP1 coverage estimated based on DTP3 coverage of 95.
- 2003: DTP1 coverage estimated based on DTP3 coverage of 92.
- 2004: DTP1 coverage estimated based on DTP3 coverage of 94. Current estimate of 98 percent changed from previous revision value of 97 percent.
- 2005: DTP1 coverage estimated based on DTP3 coverage of 98. Current estimate of 99 percent changed from previous revision value of 98 percent.
- 2006: Estimate based on reported data.
- 2007: Estimate based on reported data.
- 2008: Estimate based on reported data.
- 2009: Estimate based on reported data.
- 2010: Estimate based on extrapolation from 2009 value of 99 percent. Reported data of 105 percent greater than 100 percent.

	1997	1998	1999	2000	2001	2002	2003	2004	2005	2006	2007	2008	2009	2010
Estimate	96	99	98	98	98	98	97	98	99	95	94	96	99	99
Official	96	100	98	98	98	91	87	92	96	95	94	96	100	105
Administrative	96	100	98	98	98	91	87	92	96	95	94	96	100	105
Survey	NA	NA	NA	NA	NA	NA	NA	NA	99	NA	NA	NA	NA	NA

Honduras - DTP3

HND - DTP3



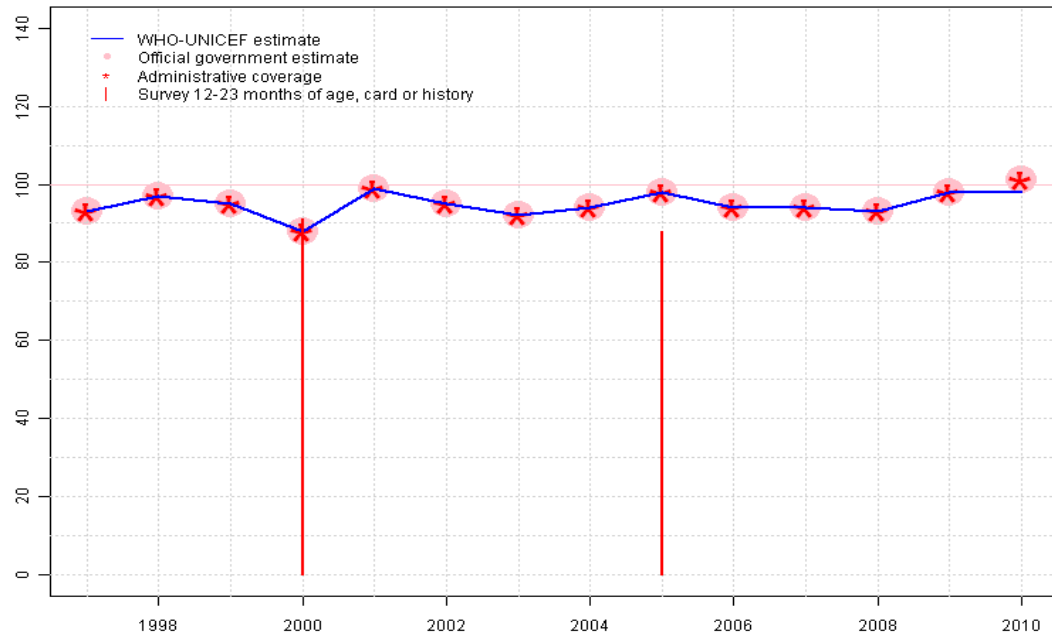
Description:

- 1997: Legacy estimate.
- 1998: Estimate based on reported data.
- 1999: Estimate based on reported data.
- 2000: Estimate based on reported data. 91 percent survey results supports reported data of 94 percent.
- 2001: Estimate based on reported data.
- 2002: Estimate based on reported data.
- 2003: Estimate based on reported data.
- 2004: Estimate based on reported data.
- 2005: Estimate based on reported data. 96 percent survey results supports reported data of 98 percent. Survey results of 93 percent modified for recall bias to 96 percent based on 1st dose card or history coverage of 99 percent, 1st dose card only coverage of 85 percent and 3d dose card only coverage of 82 percent.
- 2006: Estimate based on reported data.
- 2007: Estimate based on reported data.
- 2008: Estimate based on reported data.
- 2009: Estimate based on reported data.
- 2010: Estimate based on extrapolation from 2009 value of 98 percent. Reported data of 101 percent greater than 100 percent.

	1997	1998	1999	2000	2001	2002	2003	2004	2005	2006	2007	2008	2009	2010
Estimate	95	97	95	94	96	95	92	94	98	95	94	93	98	98
Official	95	97	95	94	96	95	92	94	98	95	94	93	98	101
Administrative	95	97	95	94	96	95	92	94	98	95	94	93	98	101
Survey	NA	NA	NA	91	NA	NA	NA	NA	93	NA	NA	NA	NA	NA

Honduras - Pol3

HND - Pol3



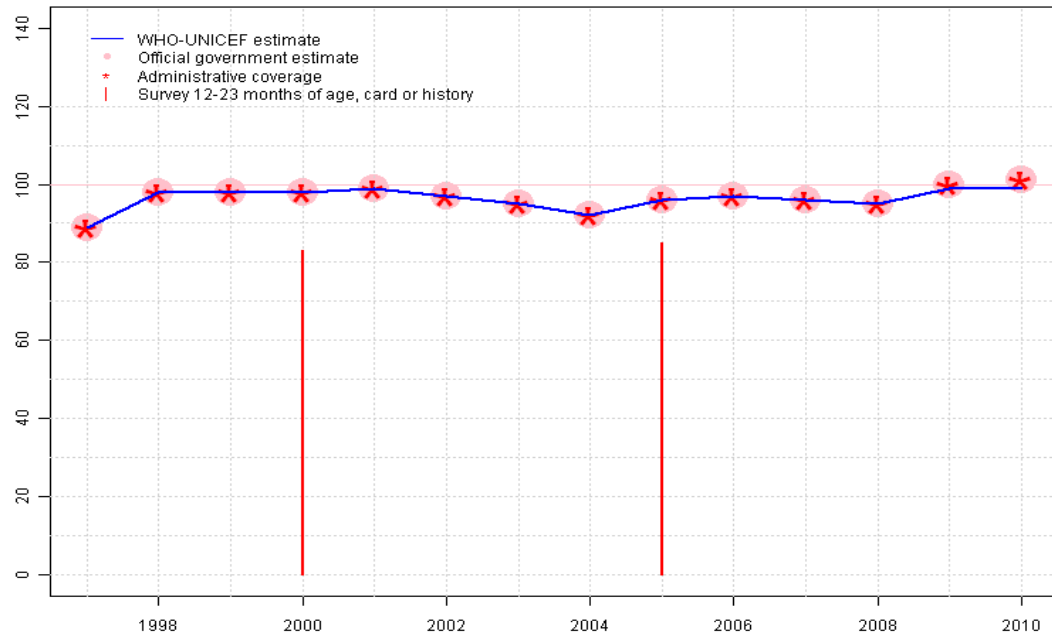
Description:

- 1997: Legacy estimate.
- 1998: Estimate based on reported data.
- 1999: Estimate based on reported data.
- 2000: Estimate based on reported data. 91 percent survey results supports reported data of 88 percent.
- 2001: Estimate based on reported data.
- 2002: Estimate based on reported data.
- 2003: Estimate based on reported data.
- 2004: Estimate based on reported data.
- 2005: Estimate based on reported data. 95 percent survey results supports reported data of 98 percent. Survey results of 88 percent modified for recall bias to 95 percent based on 1st dose card or history coverage of 98 percent, 1st dose card only coverage of 85 percent and 3d dose card only coverage of 82 percent.
- 2006: Estimate based on reported data.
- 2007: Estimate based on reported data.
- 2008: Estimate based on reported data.
- 2009: Estimate based on reported data.
- 2010: Estimate based on extrapolation from 2009 value of 98 percent. Reported data of 101 percent greater than 100 percent.

	1997	1998	1999	2000	2001	2002	2003	2004	2005	2006	2007	2008	2009	2010
Estimate	93	97	95	88	99	95	92	94	98	94	94	93	98	98
Official	93	97	95	88	99	95	92	94	98	94	94	93	98	101
Administrative	93	97	95	88	99	95	92	94	98	94	94	93	98	101
Survey	NA	NA	NA	91	NA	NA	NA	NA	88	NA	NA	NA	NA	NA

Honduras - MCV

HND - MCV



Description:

1997: Legacy estimate.

1998: Estimate based on reported data.

1999: Estimate based on reported data.

2000: Measles vaccination is recommended between 12 and 23 months of age. Survey cohort under-estimates coverage. Survey not accepted. Measles vaccination recommended between 12 and 23 months of age. Survey cohort underestimates coverage.

2001: Estimate based on reported data.

2002: Estimate based on reported data.

2003: Estimate based on reported data.

2004: Estimate based on reported data.

2005: Estimate based on reported data. Survey not accepted. Measles vaccination recommended between 12 and 23 months of age. Survey cohort underestimates coverage.

2006: Estimate based on reported data.

2007: Estimate based on reported data.

2008: Estimate based on reported data.

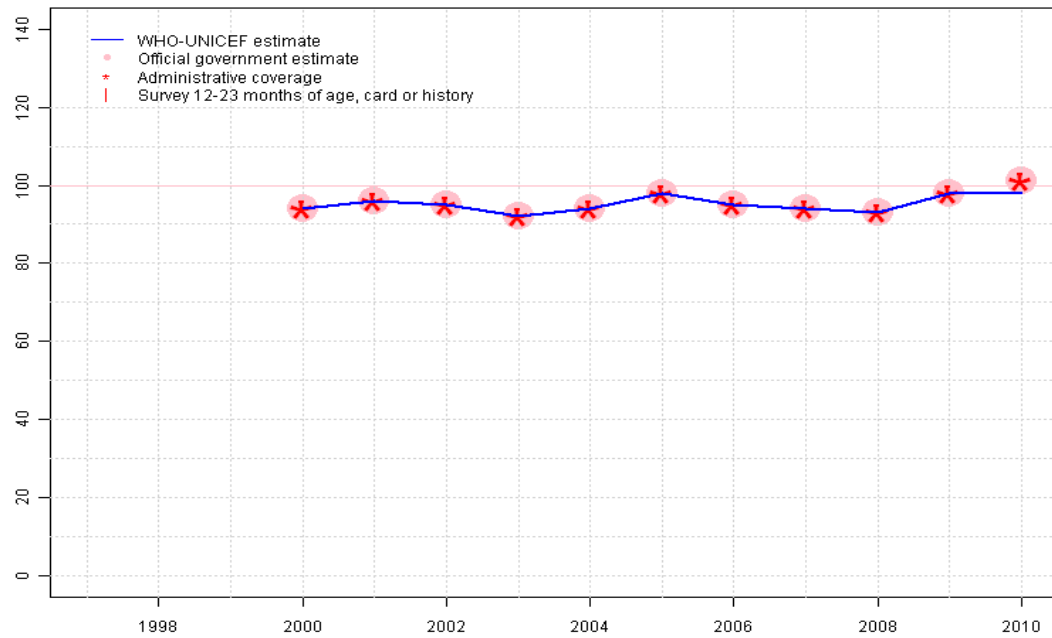
2009: Estimate based on reported data.

2010: Estimate based on extrapolation from 2009 value of 99 percent. Reported data of 101 percent greater than 100 percent.

	1997	1998	1999	2000	2001	2002	2003	2004	2005	2006	2007	2008	2009	2010
Estimate	89	98	98	98	99	97	95	92	96	97	96	95	99	99
Official	89	98	98	98	99	97	95	92	96	97	96	95	100	101
Administrative	89	98	98	98	99	97	95	92	96	97	96	95	100	101
Survey	NA	NA	NA	83	NA	NA	NA	NA	85	NA	NA	NA	NA	NA

Honduras - HepB3

HND - HepB3



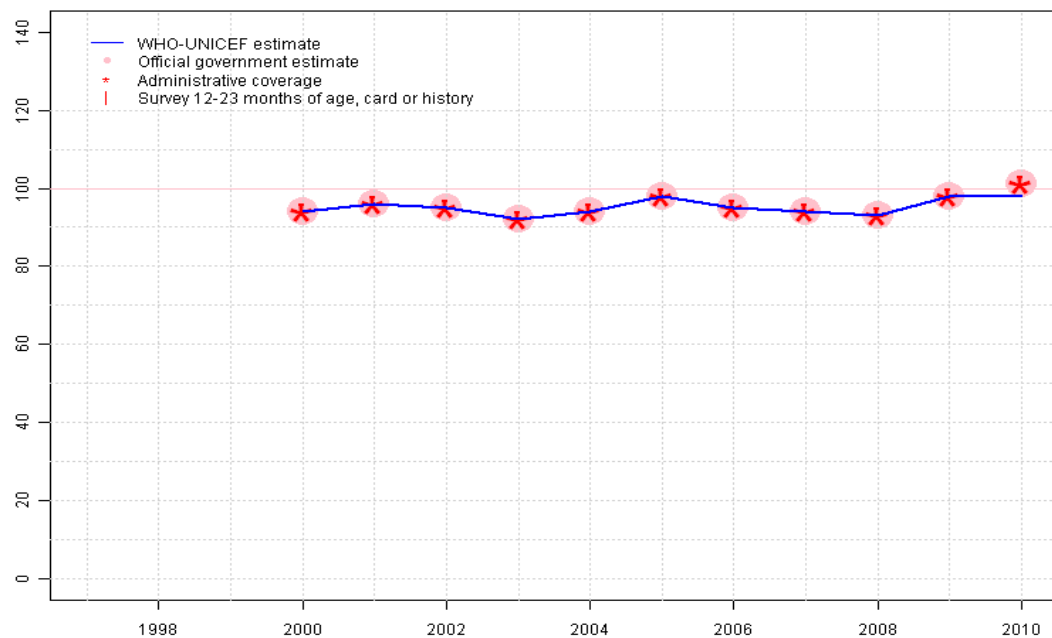
Description:

- 2000: Estimate based on reported data.
- 2001: Estimate based on reported data.
- 2002: Estimate based on reported data.
- 2003: Estimate based on reported data.
- 2004: Estimate based on reported data.
- 2005: Estimate based on reported data.
- 2006: Estimate based on reported data.
- 2007: Estimate based on reported data.
- 2008: Estimate based on reported data.
- 2009: Estimate based on reported data.
- 2010: Estimate based on extrapolation from 2009 value of 98 percent. Reported data of 101 percent greater than 100 percent.

	1997	1998	1999	2000	2001	2002	2003	2004	2005	2006	2007	2008	2009	2010
Estimate	NA	NA	NA	94	96	95	92	94	98	95	94	93	98	98
Official	NA	NA	NA	94	96	95	92	94	98	95	94	93	98	101
Administrative	NA	NA	NA	94	96	95	92	94	98	95	94	93	98	101
Survey	NA	NA	NA	NA	NA	NA	NA	NA	NA	NA	NA	NA	NA	NA

Honduras - Hib3

HND - Hib3



Description:

2000: Estimate based on reported data. Hib introduced in 1999. Reporting started in 2000. Vaccine presentation is DTP-HepB-Hib.

2001: Estimate based on reported data.

2002: Estimate based on reported data.

2003: Estimate based on reported data.

2004: Estimate based on reported data.

2005: Estimate based on reported data.

2006: Estimate based on reported data.

2007: Estimate based on reported data.

2008: Estimate based on reported data.

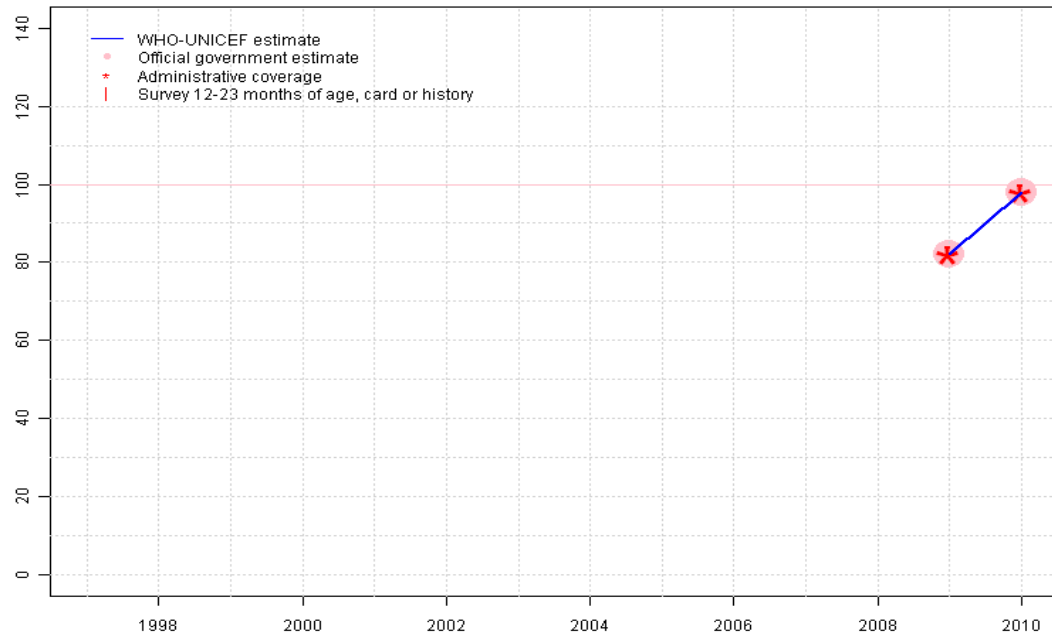
2009: Estimate based on reported data.

2010: Estimate based on extrapolation from 2009 value of 98 percent. Reported data of 101 percent greater than 100 percent.

	1997	1998	1999	2000	2001	2002	2003	2004	2005	2006	2007	2008	2009	2010
Estimate	NA	NA	NA	94	96	95	92	94	98	95	94	93	98	98
Official	NA	NA	NA	94	96	95	92	94	98	95	94	93	98	101
Administrative	NA	NA	NA	94	96	95	92	94	98	95	94	93	98	101
Survey	NA	NA	NA	NA	NA	NA	NA	NA	NA	NA	NA	NA	NA	NA

Honduras - RotaC

HND - RotaC



Description:

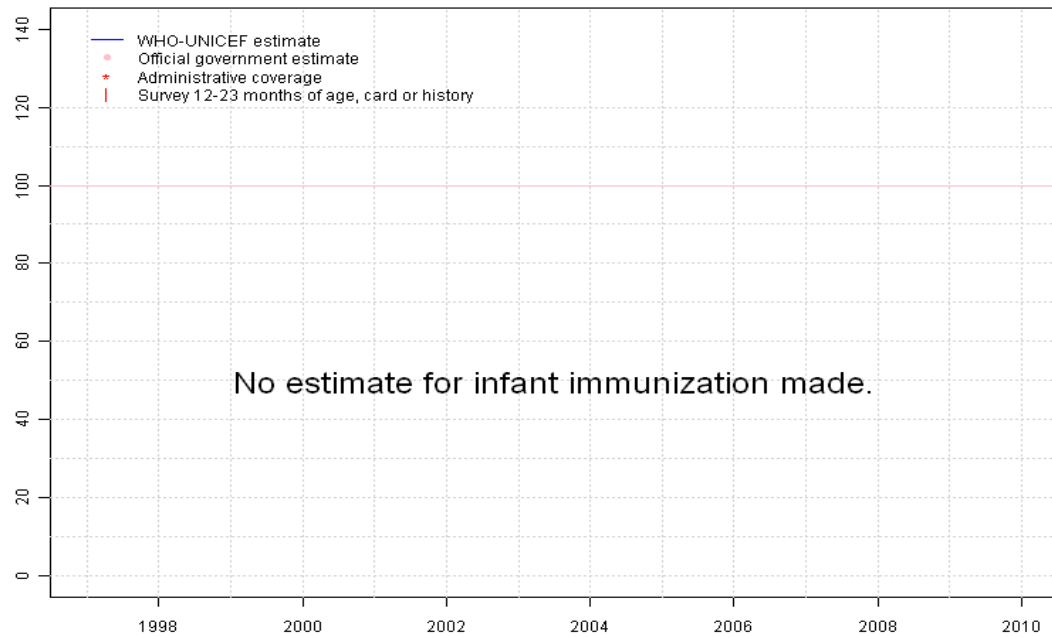
2009: Estimate based on reported data. Rotavirus vaccine introduced in February 2009.

2010: Estimate based on reported data.

	1997	1998	1999	2000	2001	2002	2003	2004	2005	2006	2007	2008	2009	2010
Estimate	NA	NA	NA	NA	NA	NA	NA	NA	NA	NA	NA	NA	82	98
Official	NA	NA	NA	NA	NA	NA	NA	NA	NA	NA	NA	NA	82	98
Administrative	NA	NA	NA	NA	NA	NA	NA	NA	NA	NA	NA	NA	82	98
Survey	NA	NA	NA	NA	NA	NA	NA	NA	NA	NA	NA	NA	NA	NA

Honduras - PcV3

HND - PcV3



	1997	1998	1999	2000	2001	2002	2003	2004	2005	2006	2007	2008	2009	2010
Estimate	NA	NA	NA	NA	NA	NA	NA	NA	NA	NA	NA	NA	NA	NA
Official	NA	NA	NA	NA	NA	NA	NA	NA	NA	NA	NA	NA	NA	NA
Administrative	NA	NA	NA	NA	NA	NA	NA	NA	NA	NA	NA	NA	NA	NA
Survey	NA	NA	NA	NA	NA	NA	NA	NA	NA	NA	NA	NA	NA	NA

Honduras - survey details

2005 Encuesta Nacional de Demografía y Salud 2005-2006

Vaccine	Confirmation method	Coverage	Age cohort	Sample	Cards seen
BCG	Card	84	12-23 m	1916	85
BCG	Card or History	98	12-23 m	1916	85
BCG	History	15	12-23 m	1916	85
DTP1	History	14	12-23 m	1916	85
DTP1	Card	85	12-23 m	1916	85
DTP1	Card or History	99	12-23 m	1916	85
DTP3	Card or History	93	12-23 m	1916	85
DTP3	History	10	12-23 m	1916	85
DTP3	Card	82	12-23 m	1916	85
MCV	Card	73	12-23 m	1916	85
MCV	Card or History	85	12-23 m	1916	85
MCV	History	12	12-23 m	1916	85
Pol1	Card	85	12-23 m	1916	85

Pol1	Card or History	98	12-23 m	1916	85
Pol1	History	14	12-23 m	1916	85
Pol3	History	5	12-23 m	1916	85
Pol3	Card	82	12-23 m	1916	85
Pol3	Card or History	88	12-23 m	1916	85

2000 Encuesta Nacional de Epidemiología y Salud Familiar 2001, 2002

Vaccine	Confirmation method	Coverage	Age cohort	Sample	Cards seen
BCG	Card or History	98	12-23 m	795	87
DTP3	Card or History	91	12-23 m	795	87
MCV	Card or History	83	12-23 m	795	87
Pol3	Card or History	91	12-23 m	795	87

Further information and estimates for 1980-1996 are available at:

http://www.childinfo.org/immunization_countryreports.html

http://www.who.int/immunization_monitoring/routine/immunization_coverage/en/index4.html

Honduras

WHO/UNICEF Estimates of Protection at Birth (PAB) against tetanus

In countries where tetanus is recommended for girls and women coverage is usually reported as "TT2+", i.e. the proportion of (pregnant) women who have received their second or superior TT dose in a given year. TT2 + coverage, however, can under-represent the actual proportion of births that are protected against tetanus as it does not include women who have previously received protective doses, women who received one dose without documentation of previous doses, and women who received doses in TT (or Td) supplemental immunization activities (SIA). In addition, girls who have received DTP in their childhood and are entering childbearing age, may be protected with TT booster doses.

WHO and UNICEF have developed a model that takes into account the above scenarios, and calculates the proportion of births in a given year that can be considered as having been protected against tetanus - "Protection at Birth".

In this model, annual cohorts of women are followed from infancy through their life. A proportion receive DTP in infancy (estimated based on the WHO-UNICEF estimates of DTP3 coverage). In addition some of these women also receive TT through routine services when they are pregnant and may also receive TT during SIAs. The model also adjusts reported data, taking into account coverage patterns in other years, and/or results available through surveys. The duration of protection is then calculated, based on WHO estimates of the duration of protection by doses ever received. The proportion of births that are protected against tetanus as a result of maternal immunization reflects the tetanus immunization received by the mother throughout her life rather than simply the TT immunizations received during the current pregnancy.

Year	PAB coverage estimate (%)
1997	84
1998	87
1999	90
2000	93
2001	94
2002	94
2003	94
2004	94
2005	90
2006	94
2007	94
2008	94
2009	94
2010	94

¹ This model is described in: Griffiths U., Wolfson L., Quddus A., Younus M., Hafiz R.. Incremental cost-effectiveness of supplementary immunization activities to prevent neo-natal tetanus in Pakistan. Bulletin of the World Health Organization 2004; 82:643-651.