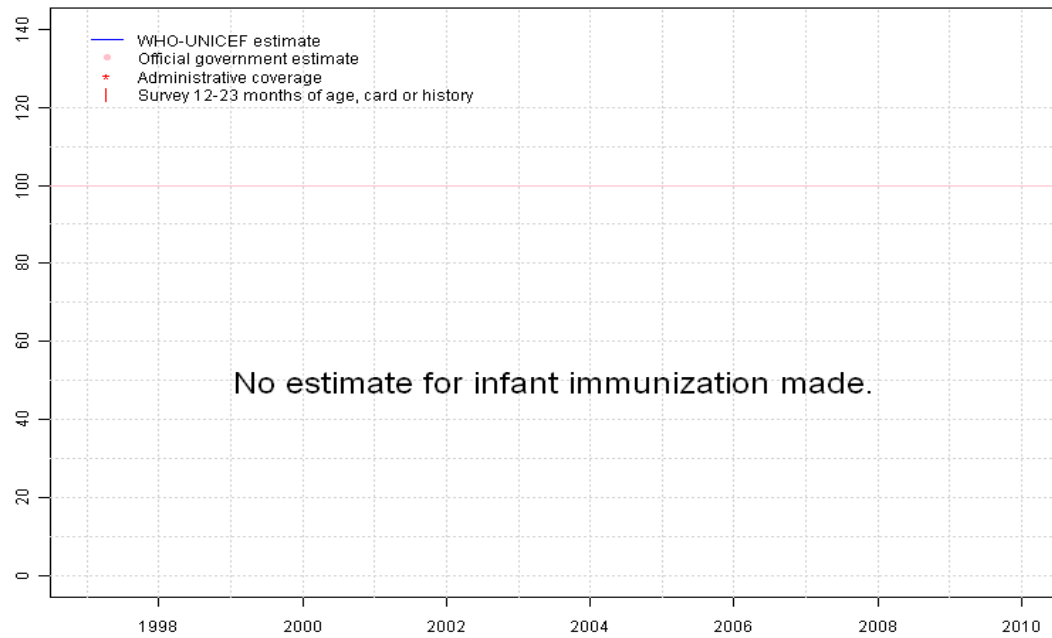


# Grenada - BCG

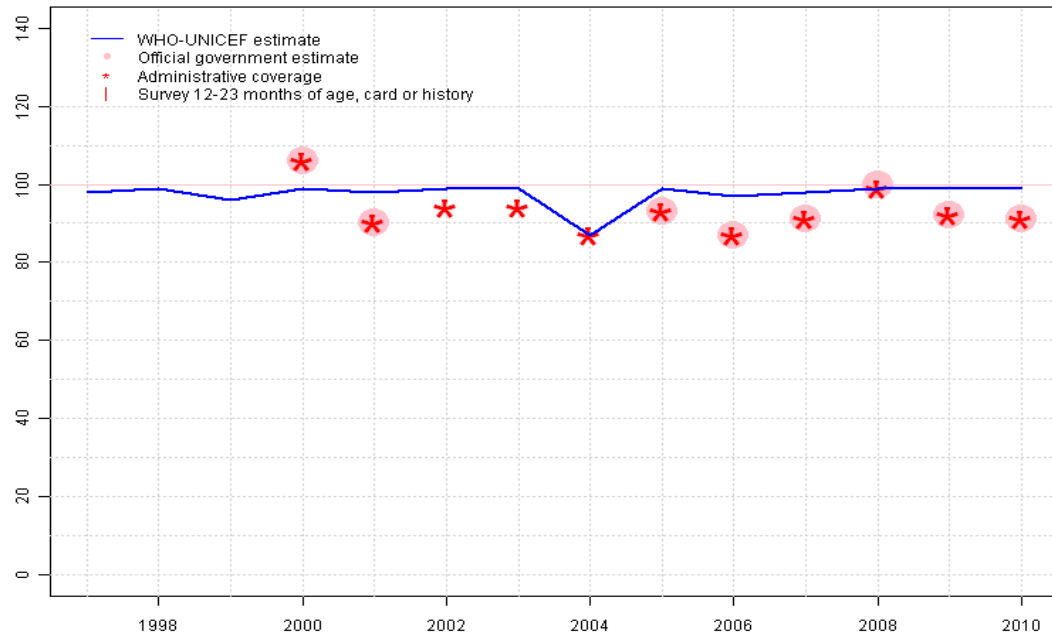
GRD - BCG



	1997	1998	1999	2000	2001	2002	2003	2004	2005	2006	2007	2008	2009	2010
Estimate	NA	NA	NA	NA	NA	NA	NA	NA	NA	NA	NA	NA	NA	NA
Official	NA	NA	NA	NA	NA	NA	NA	NA	NA	NA	NA	NA	NA	NA
Administrative	NA	NA	NA	NA	NA	NA	NA	NA	NA	NA	NA	NA	NA	NA
Survey	NA	NA	NA	NA	NA	NA	NA	NA	NA	NA	NA	NA	NA	NA

# Grenada - DTP1

GRD - DTP1



	1997	1998	1999	2000	2001	2002	2003	2004	2005	2006	2007	2008	2009	2010
Estimate	98	99	96	99	98	99	99	87	99	97	98	99	99	99
Official	NA	NA	NA	106	90	NA	NA	NA	93	87	91	100	92	91
Administrative	NA	NA	NA	106	90	94	94	87	93	87	91	99	92	91
Survey	NA	NA	NA	NA	NA	NA	NA	NA	NA	NA	NA	NA	NA	NA

## Description:

1997: Legacy estimate.

1998: No accepted DTP1 data. Estimate based on DTP3 coverage of 97. Current estimate of 99 percent changed from previous revision value of 98 percent.

1999: No accepted DTP1 data. Estimate based on DTP3 coverage of 88. Current estimate of 96 percent changed from previous revision value of 98 percent.

2000: No accepted DTP1 data. Estimate based on DTP3 coverage of 97. Reported data of 106 percent greater than 100 percent. Current estimate of 99 percent changed from previous revision value of 98 percent.

2001: DTP1 coverage estimated based on DTP3 coverage of 96.

2002: DTP1 coverage estimated based on DTP3 coverage of 98.

2003: DTP1 coverage estimated based on DTP3 coverage of 97.

2004: Estimate based on reported data. Vaccine supply interrupted by Hurricane Ivan. Attempts were made to identify and vaccinate children in specific target groups. Current estimate of 87 percent changed from previous revision value of 95 percent.

2005: DTP1 coverage estimated based on DTP3 coverage of 100.

2006: DTP1 coverage estimated based on DTP3 coverage of 91. Current estimate of 97 percent changed from previous revision value of 95 percent.

2007: Estimated DTP3 coverage of 96 percent greater than DTP1 coverage of 91 percent. Estimated based on relationship between DTP1 and DTP3. Current estimate of 98 percent changed from previous revision value of 99 percent.

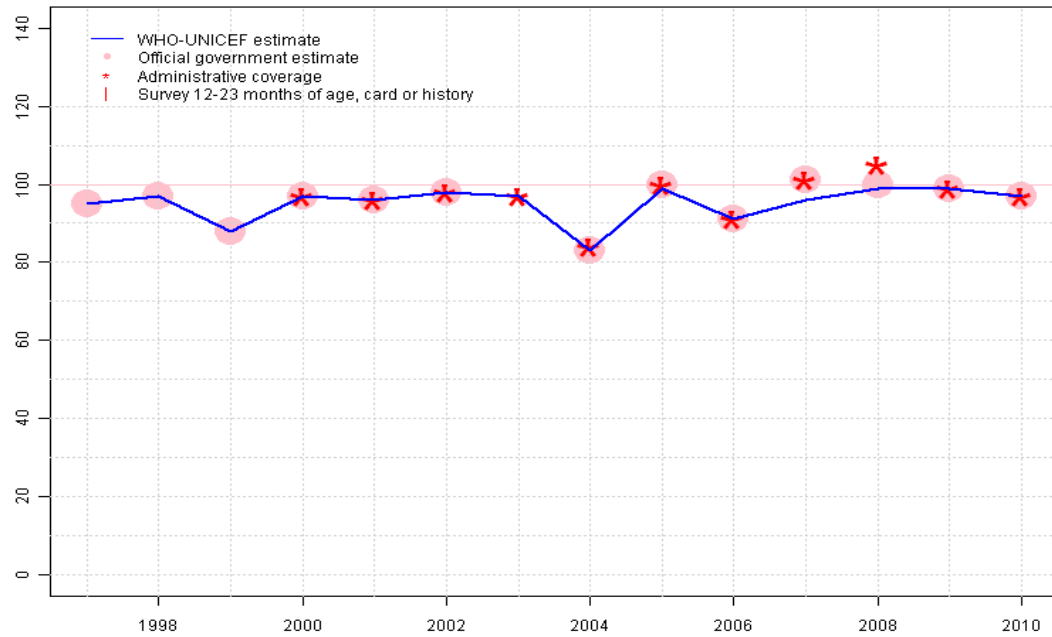
2008: Estimate based on reported data.

2009: DTP1 coverage estimated based on DTP3 coverage of 99.

2010: DTP1 coverage estimated based on DTP3 coverage of 97.

# Grenada - DTP3

GRD - DTP3



## Description:

1997: Legacy estimate.

1998: Estimate based on reported data.

1999: Estimate based on reported data.

2000: Estimate based on reported data.

2001: Estimate based on reported data.

2002: Estimate based on reported data.

2003: Estimate based on reported data.

2004: Estimate based on reported data. Vaccine supply interrupted by Hurricane Ivan. Attempts were made to identify and vaccinate children in specific target groups.

2005: Estimate based on reported data.

2006: Estimate based on reported data.

2007: Estimate based on interpolation between 2006 and 2008. Reported data of 101 percent greater than 100 percent.

2008: Estimate based on reported data.

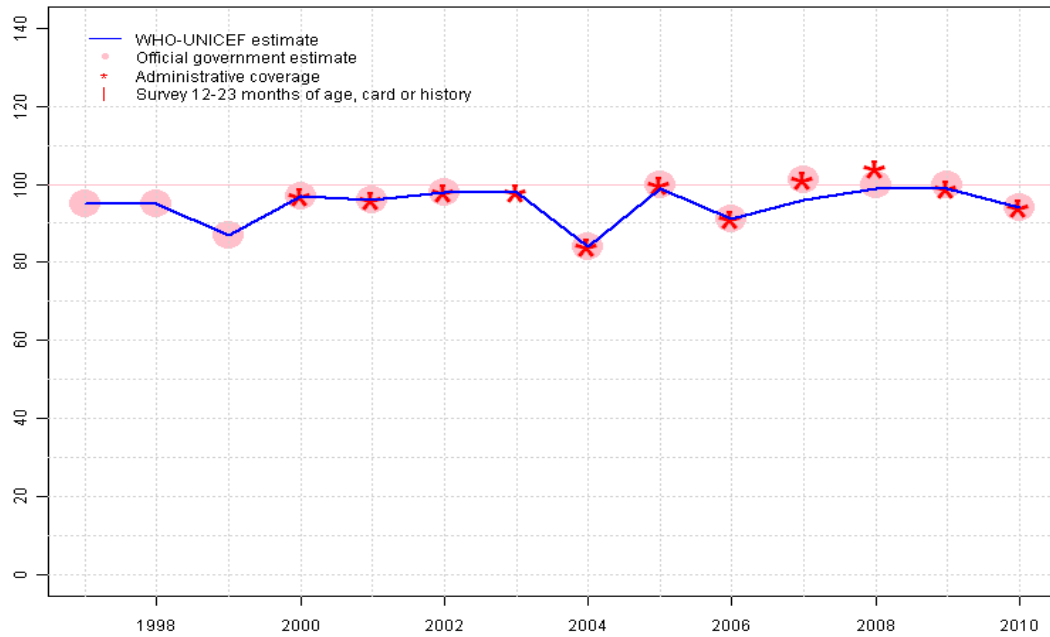
2009: Estimate based on reported data.

2010: Estimate based on reported data.

	1997	1998	1999	2000	2001	2002	2003	2004	2005	2006	2007	2008	2009	2010
Estimate	95	97	88	97	96	98	97	83	99	91	96	99	99	97
Official	95	97	88	97	96	98	NA	83	100	91	101	100	99	97
Administrative	NA	NA	NA	97	96	98	97	84	100	91	101	105	99	97
Survey	NA	NA	NA	NA	NA	NA	NA	NA	NA	NA	NA	NA	NA	NA

# Grenada - Pol3

GRD - Pol3



## Description:

1997: Legacy estimate.

1998: Estimate based on reported data.

1999: Estimate based on reported data.

2000: Estimate based on reported data.

2001: Estimate based on reported data.

2002: Estimate based on reported data.

2003: Estimate based on reported data.

2004: Estimate based on reported data. Vaccine supply interrupted by Hurricane Ivan. Attempts were made to identify and vaccinate children in specific target groups.

2005: Estimate based on reported data.

2006: Estimate based on reported data.

2007: Estimate based on interpolation between 2006 and 2008. Reported data of 101 percent greater than 100 percent.

2008: Estimate based on reported data.

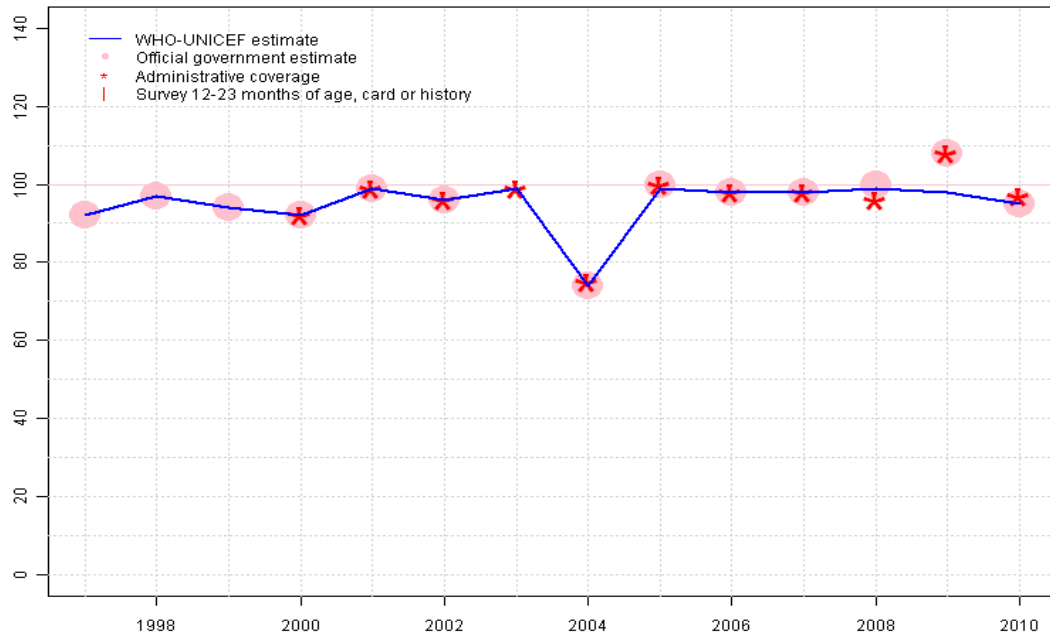
2009: Estimate based on reported data.

2010: Estimate based on reported data.

	1997	1998	1999	2000	2001	2002	2003	2004	2005	2006	2007	2008	2009	2010
Estimate	95	95	87	97	96	98	98	84	99	91	96	99	99	94
Official	95	95	87	97	96	98	NA	84	100	91	101	100	100	94
Administrative	NA	NA	NA	97	96	98	98	84	100	91	101	104	99	94
Survey	NA	NA	NA	NA	NA	NA	NA	NA	NA	NA	NA	NA	NA	NA

# Grenada - MCV

GRD - MCV



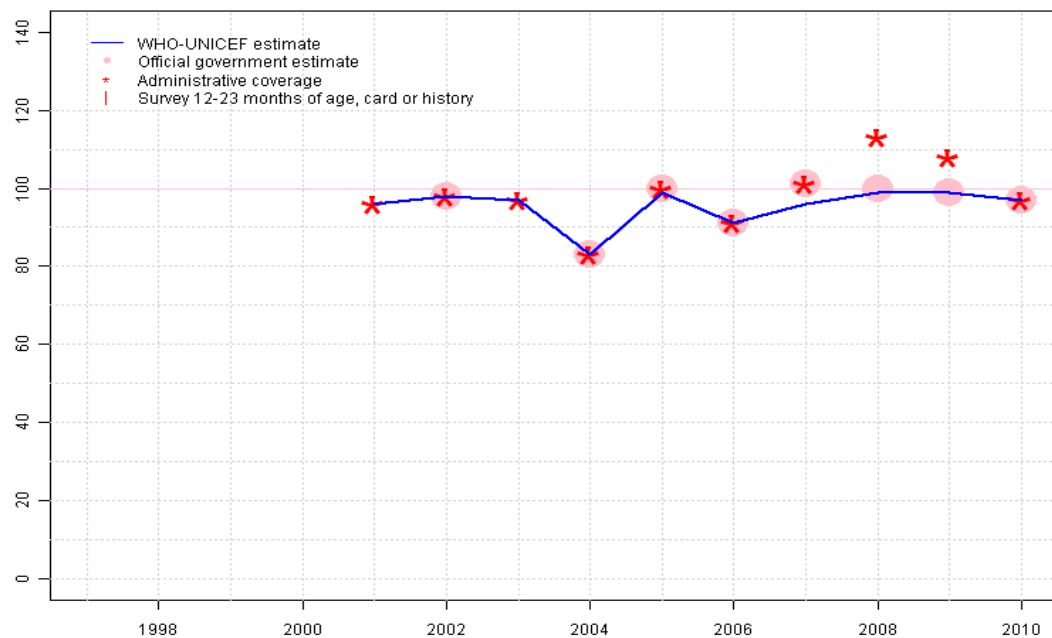
## Description:

- 1997: Legacy estimate.
- 1998: Estimate based on reported data.
- 1999: Estimate based on reported data.
- 2000: Estimate based on reported data.
- 2001: Estimate based on reported data.
- 2002: Estimate based on reported data.
- 2003: Estimate based on reported data.
- 2004: Estimate based on reported data. Vaccine supply interrupted by Hurricane Ivan. Attempts were made to identify and vaccinate children in specific target groups.
- 2005: Estimate based on reported data.
- 2006: Estimate based on reported data.
- 2007: Estimate based on reported data.
- 2008: Estimate based on reported data.
- 2009: Estimate based on interpolation between 2008 and 2010. Reported data of 108 percent greater than 100 percent. Current estimate of 98 percent changed from previous revision value of 99 percent.
- 2010: Estimate based on reported data. Estimate follows reported data.

	1997	1998	1999	2000	2001	2002	2003	2004	2005	2006	2007	2008	2009	2010
Estimate	92	97	94	92	99	96	99	74	99	98	98	99	98	95
Official	92	97	94	92	99	96	NA	74	100	98	98	100	108	95
Administrative	NA	NA	NA	92	99	96	99	75	100	98	98	96	108	97
Survey	NA	NA	NA	NA	NA	NA	NA	NA	NA	NA	NA	NA	NA	NA

# Grenada - HepB3

GRD - HepB3



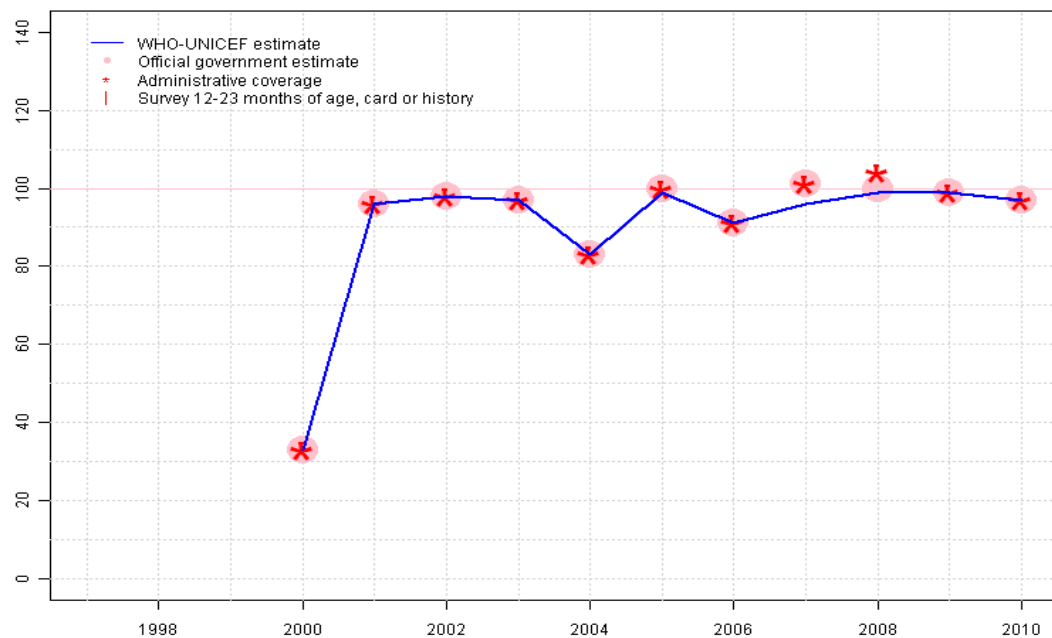
## Description:

- 2001: Estimate based on reported data. HepB introduced in 2000. Reporting started in 2001. Vaccine presentation is DTP-HepB-Hib.
- 2002: Estimate based on reported data.
- 2003: Estimate based on reported data.
- 2004: Estimate based on reported data. Vaccine supply interrupted by Hurricane Ivan. Attempts were made to identify and vaccinate children in specific target groups.
- 2005: Estimate based on reported data.
- 2006: Estimate based on reported data.
- 2007: Estimate based on interpolation between 2006 and 2008. Reported data of 101 percent greater than 100 percent.
- 2008: Estimate based on reported data.
- 2009: Estimate based on reported data.
- 2010: Estimate based on reported data.

	1997	1998	1999	2000	2001	2002	2003	2004	2005	2006	2007	2008	2009	2010
Estimate	NA	NA	NA	NA	96	98	97	83	99	91	96	99	99	97
Official	NA	NA	NA	NA	NA	98	NA	83	100	91	101	100	99	97
Administrative	NA	NA	NA	NA	96	98	97	83	100	91	101	113	108	97
Survey	NA	NA	NA	NA	NA	NA	NA	NA	NA	NA	NA	NA	NA	NA

# Grenada - Hib3

GRD - Hib3



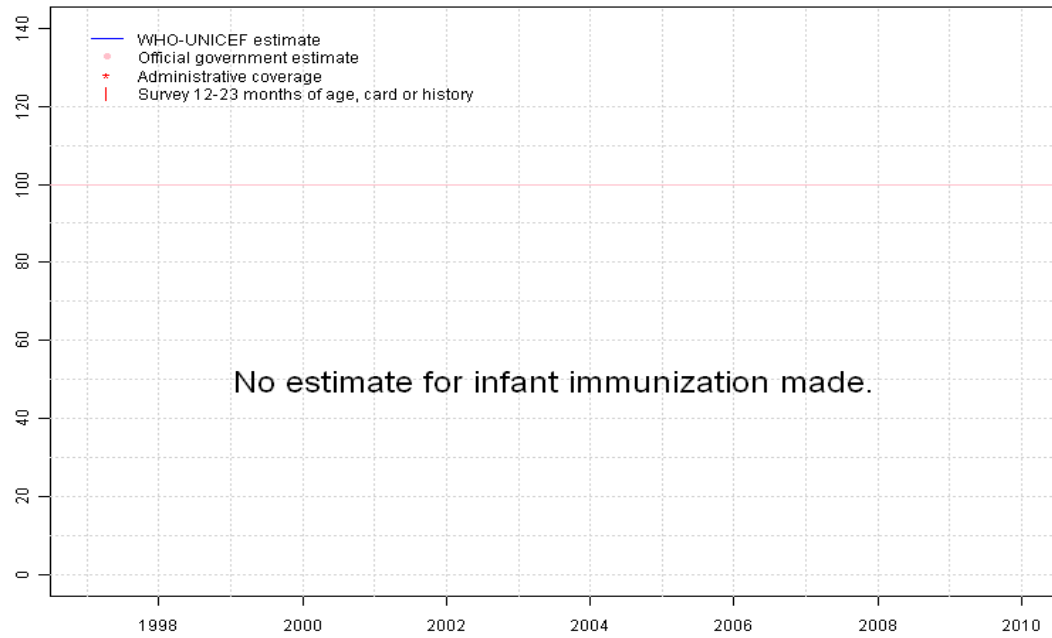
## Description:

- 2000: Estimate based on reported data. Hib introduced in 2000 Vaccine presentation is DTP-HepB-Hib.
- 2001: Estimate based on reported data.
- 2002: Estimate based on reported data.
- 2003: Estimate based on reported data.
- 2004: Estimate based on reported data. Vaccine supply interrupted by Hurricane Ivan. Attempts were made to identify and vaccinate children in specific target groups.
- 2005: Estimate based on reported data.
- 2006: Estimate based on reported data.
- 2007: Estimate based on interpolation between 2006 and 2008. Reported data of 101 percent greater than 100 percent.
- 2008: Estimate based on reported data.
- 2009: Estimate based on reported data.
- 2010: Estimate based on reported data.

	1997	1998	1999	2000	2001	2002	2003	2004	2005	2006	2007	2008	2009	2010
Estimate	NA	NA	NA	33	96	98	97	83	99	91	96	99	99	97
Official	NA	NA	NA	33	96	98	97	83	100	91	101	100	99	97
Administrative	NA	NA	NA	33	96	98	97	83	100	91	101	104	99	97
Survey	NA	NA	NA	NA	NA	NA	NA	NA	NA	NA	NA	NA	NA	NA

# Grenada - RotaC

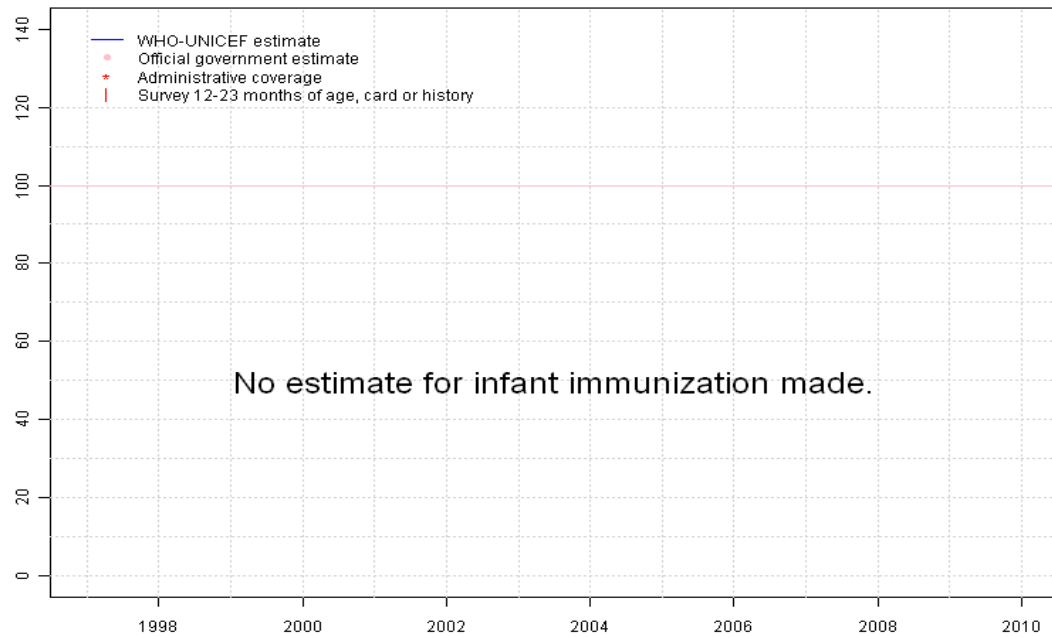
GRD - RotaC



	1997	1998	1999	2000	2001	2002	2003	2004	2005	2006	2007	2008	2009	2010
Estimate	NA	NA	NA	NA	NA	NA	NA	NA	NA	NA	NA	NA	NA	NA
Official	NA	NA	NA	NA	NA	NA	NA	NA	NA	NA	NA	NA	NA	NA
Administrative	NA	NA	NA	NA	NA	NA	NA	NA	NA	NA	NA	NA	NA	NA
Survey	NA	NA	NA	NA	NA	NA	NA	NA	NA	NA	NA	NA	NA	NA

# Grenada - PcV3

GRD - PcV3



	1997	1998	1999	2000	2001	2002	2003	2004	2005	2006	2007	2008	2009	2010
Estimate	NA	NA	NA	NA	NA	NA	NA	NA	NA	NA	NA	NA	NA	NA
Official	NA	NA	NA	NA	NA	NA	NA	NA	NA	NA	NA	NA	NA	NA
Administrative	NA	NA	NA	NA	NA	NA	NA	NA	NA	NA	NA	NA	NA	NA
Survey	NA	NA	NA	NA	NA	NA	NA	NA	NA	NA	NA	NA	NA	NA

Further information and estimates for 1980-1996 are available at:

[http://www.childinfo.org/immunization\\_countryreports.html](http://www.childinfo.org/immunization_countryreports.html)

[http://www.who.int/immunization\\_monitoring/routine/immunization\\_coverage/en/index4.html](http://www.who.int/immunization_monitoring/routine/immunization_coverage/en/index4.html)