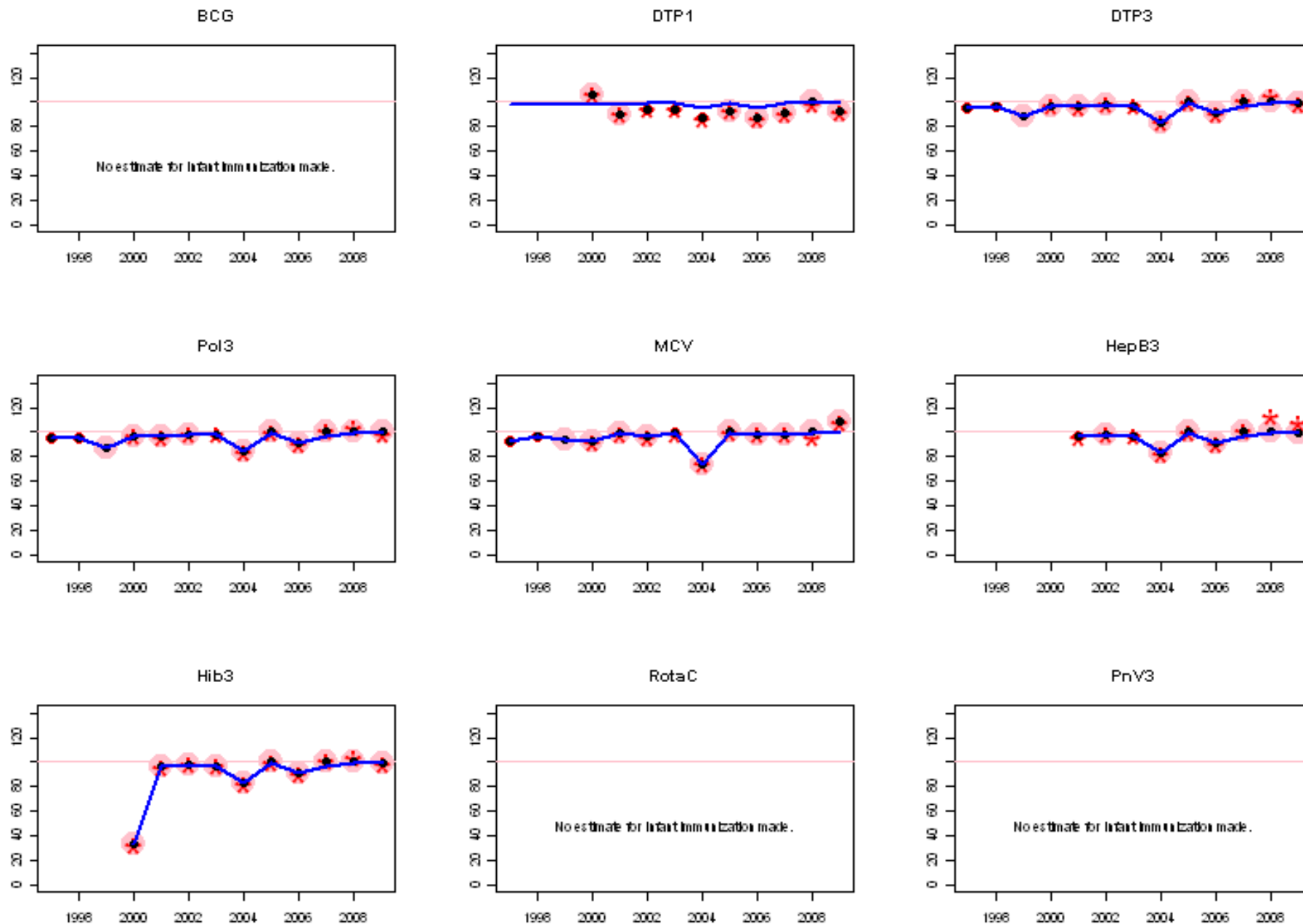
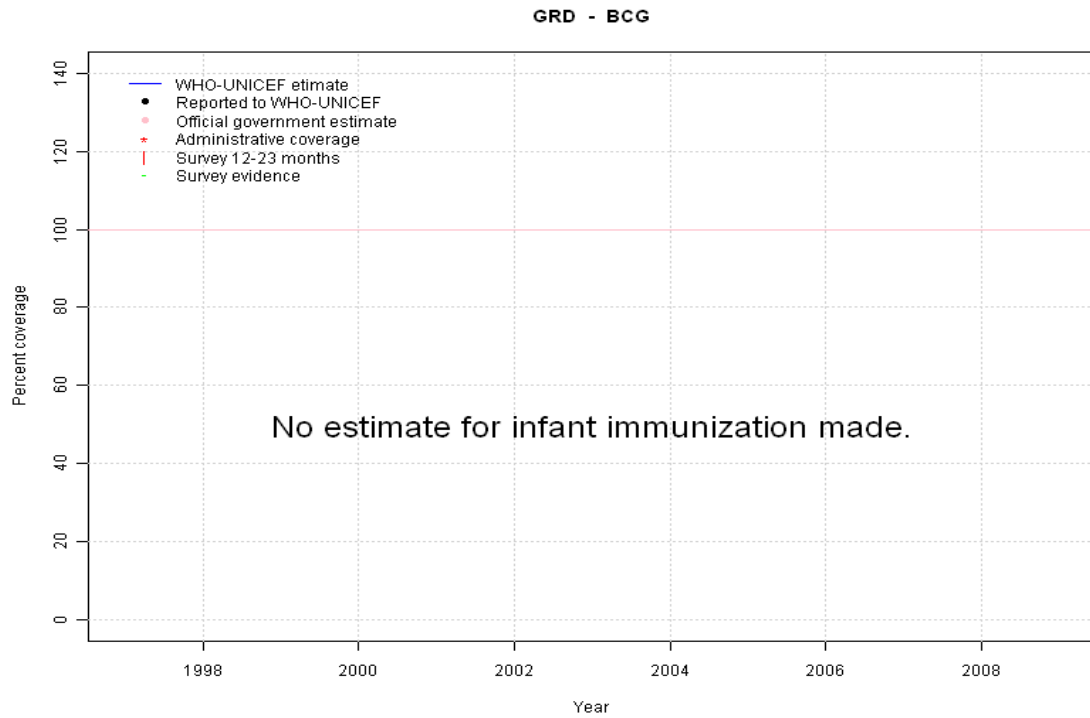


# Grenada: WHO and UNICEF estimates of immunization coverage, 1997 - 2009

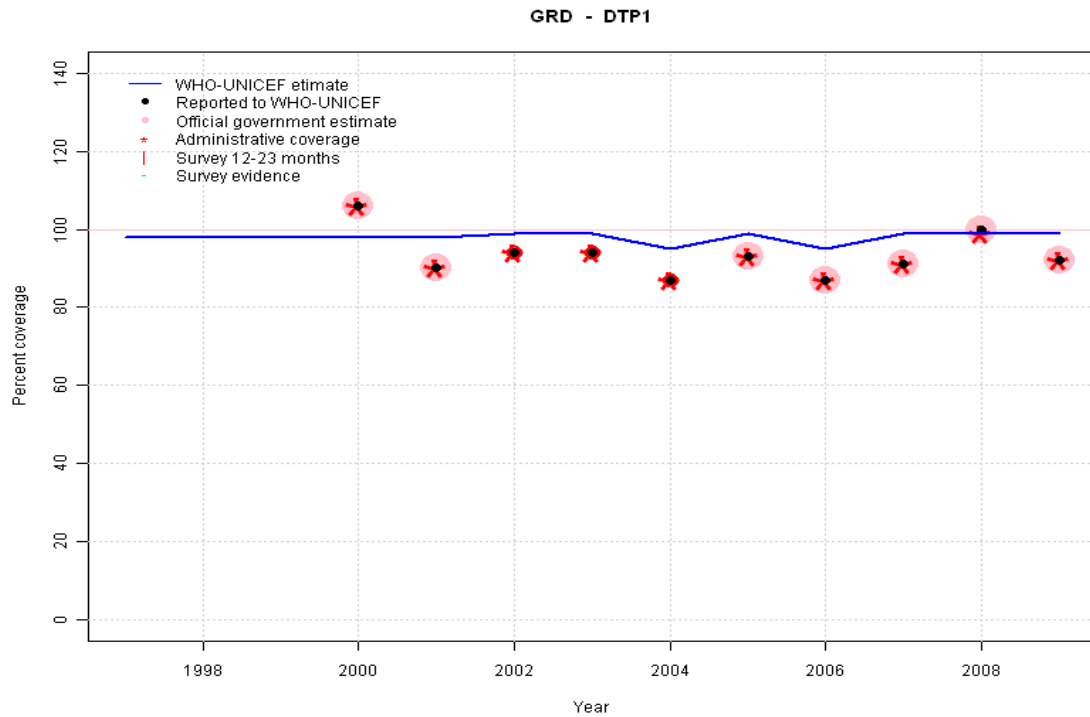


# Grenada - BCG



	1997	1998	1999	2000	2001	2002	2003	2004	2005	2006	2007	2008	2009
Estimate	NA	NA	NA	NA	NA	NA	NA	NA	NA	NA	NA	NA	NA
Reported	NA	NA	NA	NA	NA	NA	NA	NA	NA	NA	NA	NA	NA
Official	NA	NA	NA	NA	NA	NA	NA	NA	NA	NA	NA	NA	NA
Administrative	NA	NA	NA	NA	NA	NA	NA	NA	NA	NA	NA	NA	NA
Survey	NA	NA	NA	NA	NA	NA	NA	NA	NA	NA	NA	NA	NA

# Grenada - DTP1



	1997	1998	1999	2000	2001	2002	2003	2004	2005	2006	2007	2008	2009
Estimate	98	98	98	98	98	99	99	95	99	95	99	99	99
Reported	NA	NA	NA	106	90	94	94	87	93	87	91	100	92
Official	NA	NA	NA	106	90	NA	NA	NA	93	87	91	100	92
Administrative	NA	NA	NA	106	90	94	94	87	93	87	91	99	92
Survey	NA	NA	NA	NA	NA	NA	NA	NA	NA	NA	NA	NA	NA

## Description:

1997: Legacy estimate.

1998: Estimate calibrated to 1997 level (98 percent) and reported coverage (90 percent).

1999: Estimate calibrated to 1997 level (98 percent) and reported coverage (90 percent).

2000: Estimate calibrated to 1997 level (98 percent) and reported coverage (90 percent). 2000 reported data (106 percent) ignored; greater than 100 percent.

2001: Estimate calibrated to 1997 level (98 percent) and reported coverage (90 percent).

2002: Estimate calibrated to 1997 level (98 percent) and reported coverage (94 percent).

2003: Estimate calibrated to 1997 level (98 percent) and reported coverage (94 percent).

2004: Estimate calibrated to 1997 level (98 percent) and reported coverage (87 percent). Vaccine supply interrupted by Hurricane Ivan. Attempts were made to identify and vaccinate children in specific target groups.

2005: Estimate calibrated to 1997 level (98 percent) and reported coverage (93 percent).

2006: Estimate calibrated to 1997 level (98 percent) and reported coverage (87 percent).

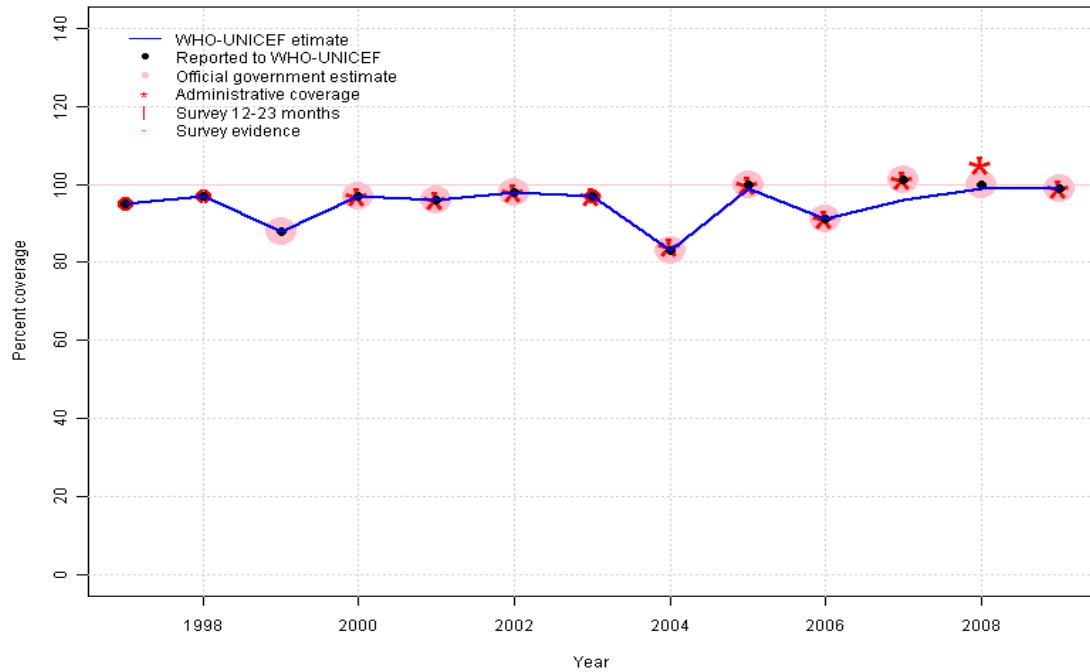
2007: Estimate calibrated to 1997 level (98 percent) and reported coverage (91 percent).

2008: Estimate calibrated to 1997 level (98 percent) and reported coverage (99 percent).

2009: Estimate calibrated to 1997 level (98 percent) and reported coverage (92 percent).

# Grenada - DTP3

GRD - DTP3



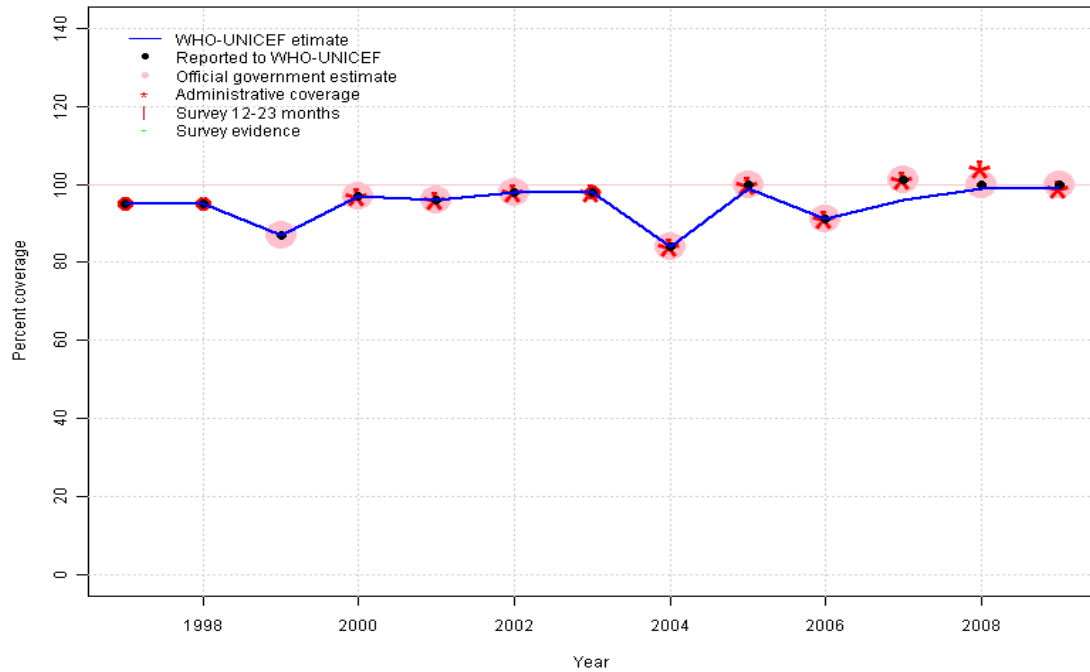
## Description:

- 1997: Legacy estimate.
- 1998: Estimate based on reported data.
- 1999: Estimate based on reported data.
- 2000: Estimate based on reported data.
- 2001: Estimate based on reported data.
- 2002: Estimate based on reported data.
- 2003: Estimate based on reported data.
- 2004: Estimate based on reported data. Vaccine supply interrupted by Hurricane Ivan. Attempts were made to identify and vaccinate children in specific target groups.
- 2005: Estimate based on reported data.
- 2006: Estimate based on reported data.
- 2007: Estimate based on trend in reported data. Missing or ignored reported value estimated by interpolation between reported values of 91 percent in 2006 and 100 percent in 2008. 2007 reported data (101 percent) ignored; greater than 100 percent.
- 2008: Estimate based on reported data.
- 2009: Estimate based on reported data.

	1997	1998	1999	2000	2001	2002	2003	2004	2005	2006	2007	2008	2009
Estimate	95	97	88	97	96	98	97	83	99	91	96	99	99
Reported	95	97	88	97	96	98	97	83	100	91	101	100	99
Official	NA	NA	88	97	96	98	NA	83	100	91	101	100	99
Administrative	NA	NA	NA	97	96	98	97	84	100	91	101	105	99
Survey	NA	NA	NA	NA	NA	NA	NA	NA	NA	NA	NA	NA	NA

# Grenada - Pol3

GRD - Pol3



## Description:

1997: Legacy estimate.

1998: Estimate based on reported data.

1999: Estimate based on reported data.

2000: Estimate based on reported data.

2001: Estimate based on reported data.

2002: Estimate based on reported data.

2003: Estimate based on reported data.

2004: Estimate based on reported data. Vaccine supply interrupted by Hurricane Ivan. Attempts were made to identify and vaccinate children in specific target groups.

2005: Estimate based on reported data.

2006: Estimate based on reported data.

2007: Estimate based on trend in reported data. Missing or ignored reported value estimated by interpolation between reported values of 91 percent in 2006 and 100 percent in 2008. 2007 reported data (101 percent) ignored; greater than 100 percent.

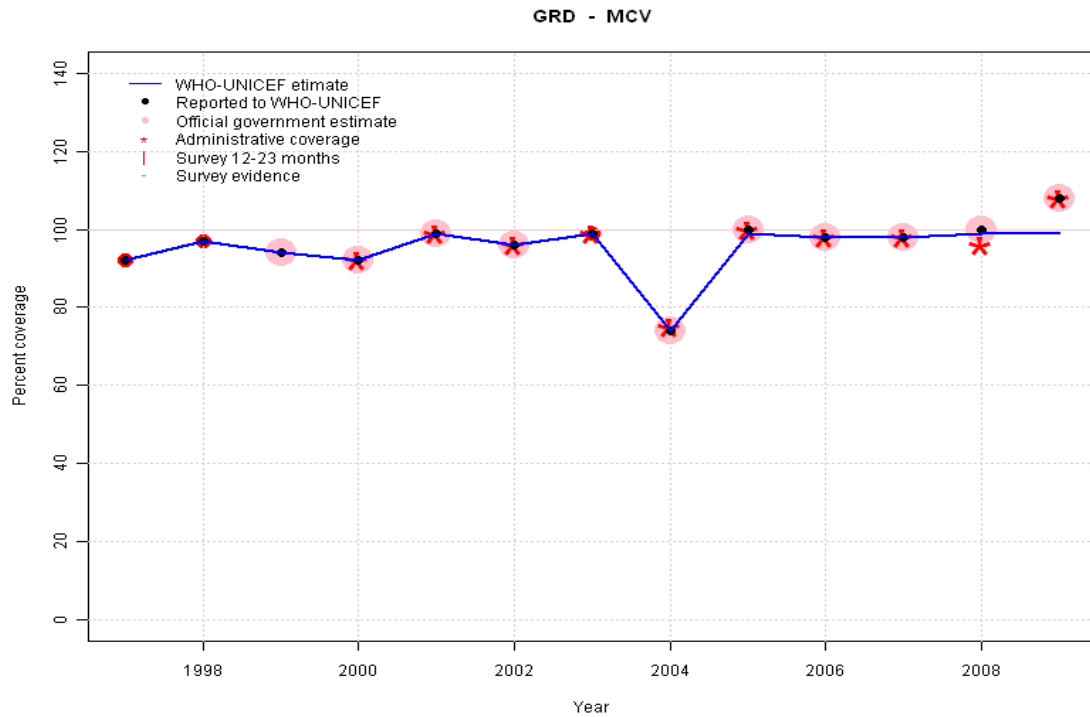
2008: Estimate based on reported data.

2009: Estimate based on reported data.

	1997	1998	1999	2000	2001	2002	2003	2004	2005	2006	2007	2008	2009
Estimate	95	95	87	97	96	98	98	84	99	91	96	99	99
Reported	95	95	87	97	96	98	98	84	100	91	101	100	100
Official	NA	NA	87	97	96	98	NA	84	100	91	101	100	100
Administrative	NA	NA	NA	97	96	98	98	84	100	91	101	104	99
Survey	NA	NA	NA	NA	NA	NA	NA	NA	NA	NA	NA	NA	NA

# Grenada - MCV

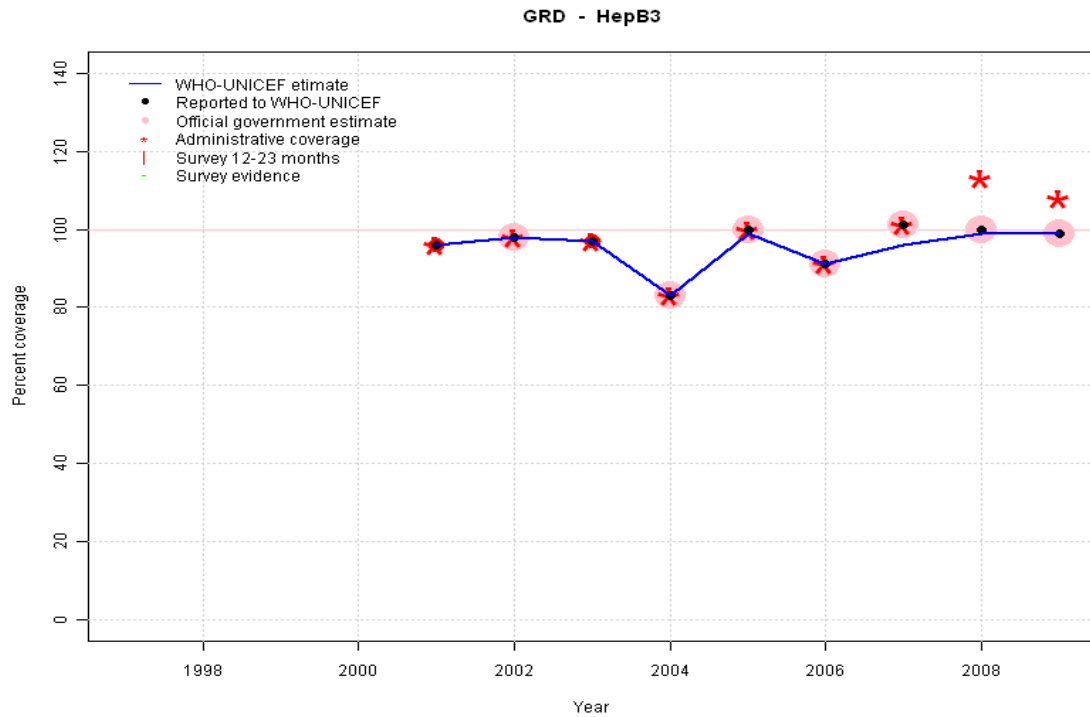
## Description:



- 1997: Legacy estimate.
- 1998: Estimate based on reported data.
- 1999: Estimate based on reported data.
- 2000: Estimate based on reported data.
- 2001: Estimate based on reported data.
- 2002: Estimate based on reported data.
- 2003: Estimate based on reported data.
- 2004: Estimate based on reported data. Vaccine supply interrupted by Hurricane Ivan. Attempts were made to identify and vaccinate children in specific target groups.
- 2005: Estimate based on reported data.
- 2006: Estimate based on reported data.
- 2007: Estimate based on reported data.
- 2008: Estimate based on reported data.
- 2009: Estimate based on trend in reported data. Missing or ignored reported value estimated by extrapolation from 2008 reported value of 99 percent. 2009 reported data (108 percent) ignored; greater than 100 percent.

	1997	1998	1999	2000	2001	2002	2003	2004	2005	2006	2007	2008	2009
Estimate	92	97	94	92	99	96	99	74	99	98	98	99	99
Reported	92	97	94	92	99	96	99	74	100	98	98	100	108
Official	NA	NA	94	92	99	96	NA	74	100	98	98	100	108
Administrative	NA	NA	NA	92	99	96	99	75	100	98	98	96	108
Survey	NA	NA	NA	NA	NA	NA	NA	NA	NA	NA	NA	NA	NA

# Grenada - HepB3



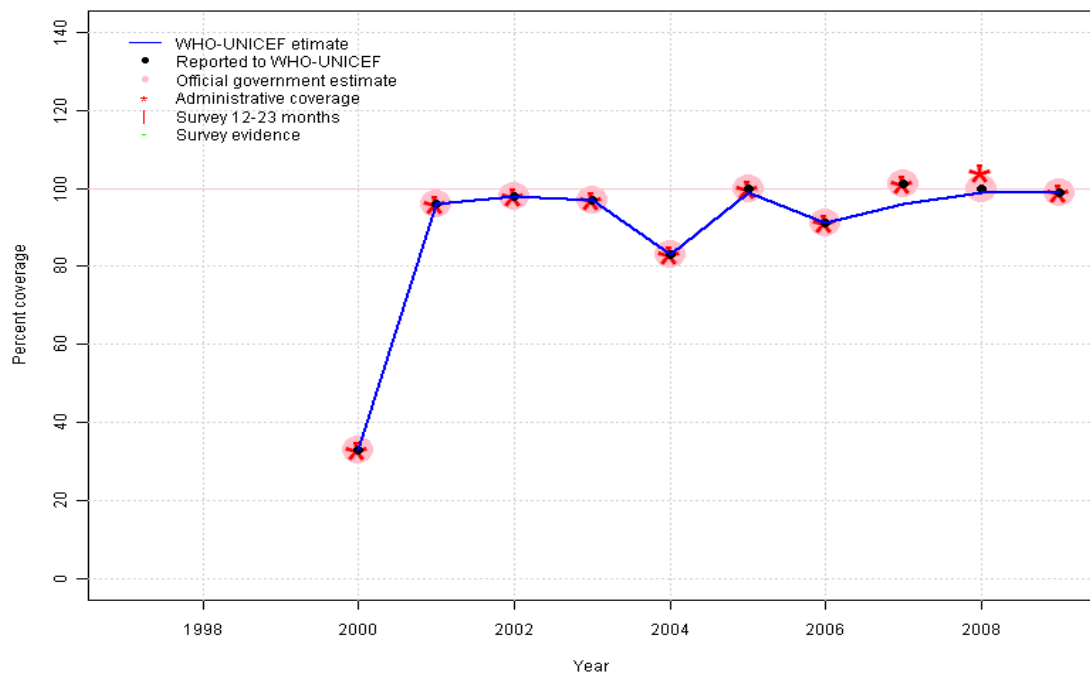
## Description:

- 2001: Estimate based on reported data. HepB introduced in 2000. Reporting started in 2001. Vaccine presentation is DTP-HepB-Hib.
- 2002: Estimate based on reported data.
- 2003: Estimate based on reported data.
- 2004: Estimate based on reported data. Vaccine supply interrupted by Hurricane Ivan. Attempts were made to identify and vaccinate children in specific target groups.
- 2005: Estimate based on reported data.
- 2006: Estimate based on reported data.
- 2007: Estimate based on reported data. Missing or ignored reported value estimated by interpolation between reported values of 91 percent in 2006 and 100 percent in 2008. 2007 reported data (101 percent) ignored; greater than 100 percent.
- 2008: Estimate based on reported data.
- 2009: Estimate based on reported data.

	1997	1998	1999	2000	2001	2002	2003	2004	2005	2006	2007	2008	2009
Estimate	NA	NA	NA	NA	96	98	97	83	99	91	96	99	99
Reported	NA	NA	NA	NA	96	98	97	83	100	91	101	100	99
Official	NA	NA	NA	NA	NA	98	NA	83	100	91	101	100	99
Administrative	NA	NA	NA	NA	96	98	97	83	100	91	101	113	108
Survey	NA	NA	NA	NA	NA	NA	NA	NA	NA	NA	NA	NA	NA

# Grenada - Hib3

GRD - Hib3

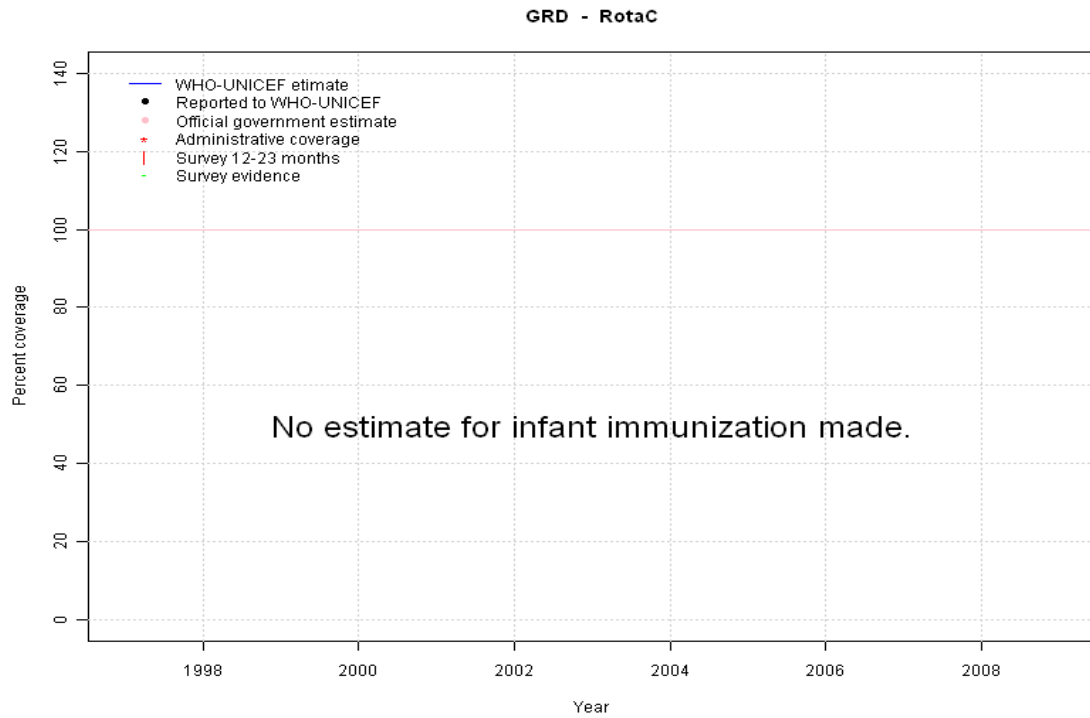


## Description:

- 2000: Estimate based on reported data. Hib introduced in 2000 Vaccine presentation is DTP-HepB-Hib.
- 2001: Estimate based on reported data.
- 2002: Estimate based on reported data.
- 2003: Estimate based on reported data.
- 2004: Estimate based on reported data. Vaccine supply interrupted by Hurricane Ivan. Attempts were made to identify and vaccinate children in specific target groups.
- 2005: Estimate based on reported data.
- 2006: Estimate based on reported data.
- 2007: Estimate based on reported data. Missing or ignored reported value estimated by interpolation between reported values of 91 percent in 2006 and 100 percent in 2008. 2007 reported data (101 percent) ignored; greater than 100 percent.
- 2008: Estimate based on reported data.
- 2009: Estimate based on reported data.

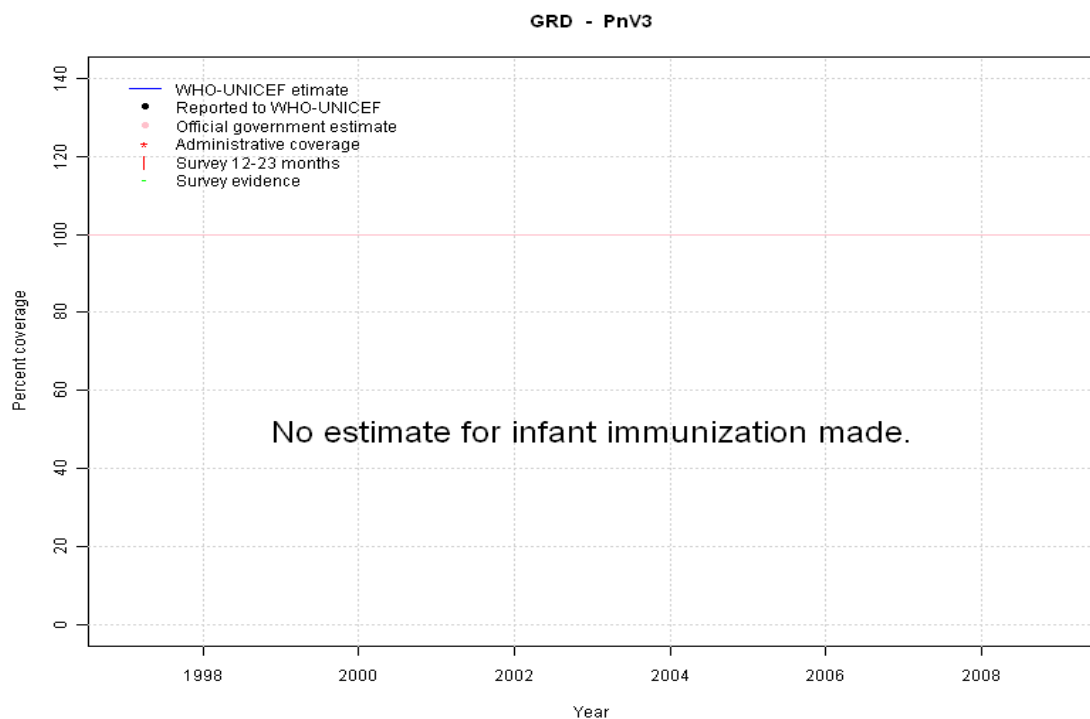
	1997	1998	1999	2000	2001	2002	2003	2004	2005	2006	2007	2008	2009
Estimate	NA	NA	NA	33	96	98	97	83	99	91	96	99	99
Reported	NA	NA	NA	33	96	98	97	83	100	91	101	100	99
Official	NA	NA	NA	33	96	98	97	83	100	91	101	100	99
Administrative	NA	NA	NA	33	96	98	97	83	100	91	101	104	99
Survey	NA	NA	NA	NA	NA	NA	NA	NA	NA	NA	NA	NA	NA

# Grenada - RotaC



	1997	1998	1999	2000	2001	2002	2003	2004	2005	2006	2007	2008	2009
Estimate	NA	NA	NA	NA	NA	NA	NA	NA	NA	NA	NA	NA	NA
Reported	NA	NA	NA	NA	NA	NA	NA	NA	NA	NA	NA	NA	NA
Official	NA	NA	NA	NA	NA	NA	NA	NA	NA	NA	NA	NA	NA
Administrative	NA	NA	NA	NA	NA	NA	NA	NA	NA	NA	NA	NA	NA
Survey	NA	NA	NA	NA	NA	NA	NA	NA	NA	NA	NA	NA	NA

# Grenada - PnV3



	1997	1998	1999	2000	2001	2002	2003	2004	2005	2006	2007	2008	2009
Estimate	NA	NA	NA	NA	NA	NA	NA	NA	NA	NA	NA	NA	NA
Reported	NA	NA	NA	NA	NA	NA	NA	NA	NA	NA	NA	NA	NA
Official	NA	NA	NA	NA	NA	NA	NA	NA	NA	NA	NA	NA	NA
Administrative	NA	NA	NA	NA	NA	NA	NA	NA	NA	NA	NA	NA	NA
Survey	NA	NA	NA	NA	NA	NA	NA	NA	NA	NA	NA	NA	NA

Further information and estimates for 1980-1996 are available at:

[http://www.childinfo.org/immunization\\_countryreports.html](http://www.childinfo.org/immunization_countryreports.html)

[http://www.who.int/immunization\\_monitoring/routine/immunization\\_coverage/en/index4.html](http://www.who.int/immunization_monitoring/routine/immunization_coverage/en/index4.html)