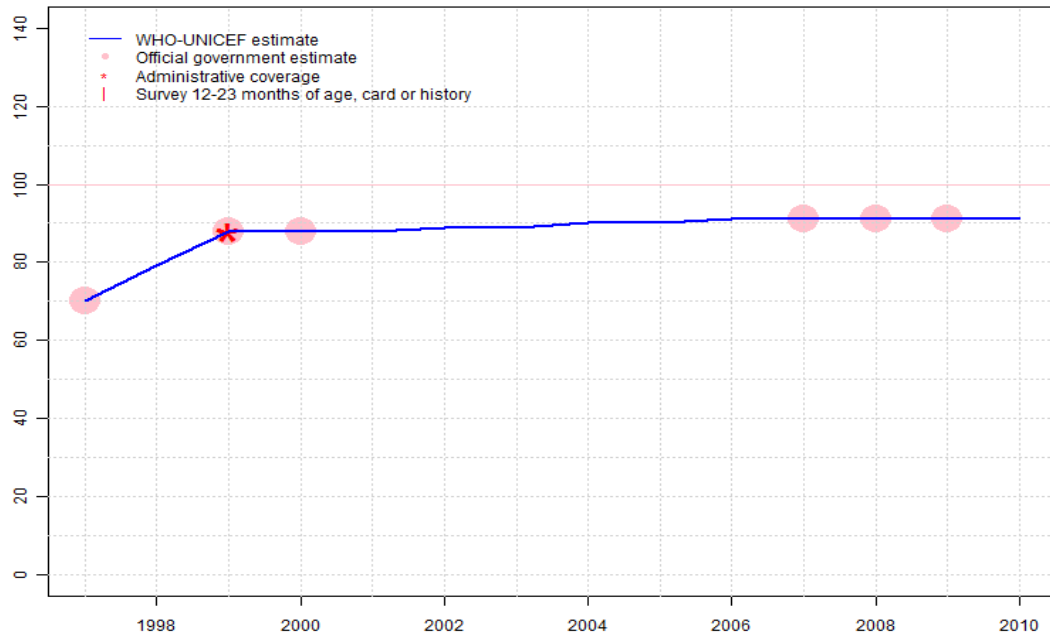


Greece - BCG

GRC - BCG



Description:

1997: Legacy estimate.

1998: Estimate based on interpolation between 1997 and 1999.

1999: Estimate based on reported data.

2000: Estimate based on reported data.

2001: Estimate based on interpolation between 2000 and 2007. Current estimate of 88 percent changed from previous revision value of 89 percent.

2002: Estimate based on interpolation between 2000 and 2007.

2003: Estimate based on interpolation between 2000 and 2007. Current estimate of 89 percent changed from previous revision value of 90 percent.

2004: Estimate based on interpolation between 2000 and 2007.

2005: Estimate based on interpolation between 2000 and 2007.

2006: Estimate based on interpolation between 2000 and 2007.

2007: Estimate based on reported data. Estimates reflect government estimates based on a 2006 national immunization coverage survey.

2008: Estimate based on reported data. Estimates reflect government estimates based on a 2006 national immunization coverage survey.

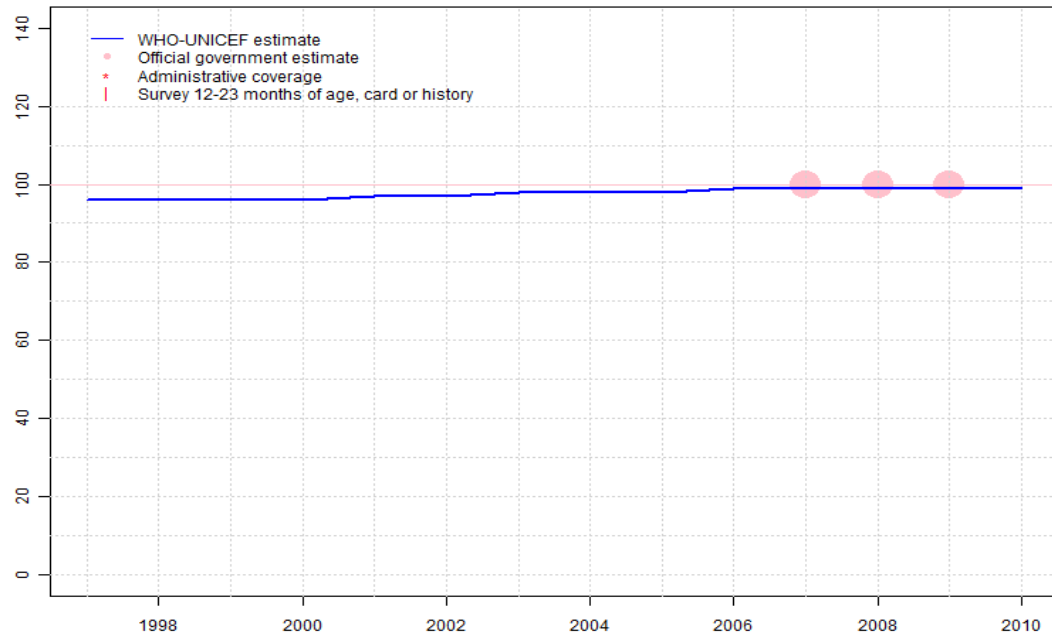
2009: Estimate based on reported data. Estimates reflect government estimates based on a 2006 national immunization coverage survey.

2010: Estimate based on extrapolation from 2009 value of 91 percent.

	1997	1998	1999	2000	2001	2002	2003	2004	2005	2006	2007	2008	2009	2010
Estimate	70	79	88	88	88	89	89	90	90	91	91	91	91	91
Official	70	NA	88	88	NA	NA	NA	NA	NA	NA	91	91	91	NA
Administrative	NA	NA	88	NA	NA	NA	NA	NA	NA	NA	NA	NA	NA	NA
Survey	NA	NA	NA	NA	NA	NA	NA	NA	NA	NA	NA	NA	NA	NA

Greece - DTP1

GRC - DTP1



	1997	1998	1999	2000	2001	2002	2003	2004	2005	2006	2007	2008	2009	2010
Estimate	96	96	96	96	97	97	98	98	98	99	99	99	99	99
Official	NA	NA	NA	NA	NA	NA	NA	NA	NA	NA	100	100	100	NA
Administrative	NA	NA	NA	NA	NA	NA	NA	NA	NA	NA	NA	NA	NA	NA
Survey	NA	NA	NA	NA	NA	NA	NA	NA	NA	NA	NA	NA	NA	NA

Description:

1997: Legacy estimate.

1998: Estimate based on interpolation between 1997 and 1999.

1999: No DTP1 data. Estimate based on DTP3 coverage of 88.

2000: Estimate based on interpolation between 1999 and 2007.

2001: Estimate based on interpolation between 1999 and 2007. Current estimate of 97 percent changed from previous revision value of 96 percent.

2002: Estimate based on interpolation between 1999 and 2007. Current estimate of 97 percent changed from previous revision value of 96 percent.

2003: Estimate based on interpolation between 1999 and 2007. Current estimate of 98 percent changed from previous revision value of 96 percent.

2004: Estimate based on interpolation between 1999 and 2007. Current estimate of 98 percent changed from previous revision value of 96 percent.

2005: Estimate based on interpolation between 1999 and 2007. Current estimate of 98 percent changed from previous revision value of 96 percent.

2006: Estimate based on interpolation between 1999 and 2007. Current estimate of 99 percent changed from previous revision value of 98 percent.

2007: DTP1 coverage estimated based on DTP3 coverage of 99. Estimates reflect government estimates based on a 2006 national immunization coverage survey. Current estimate of 99 percent changed from previous revision value of 98 percent.

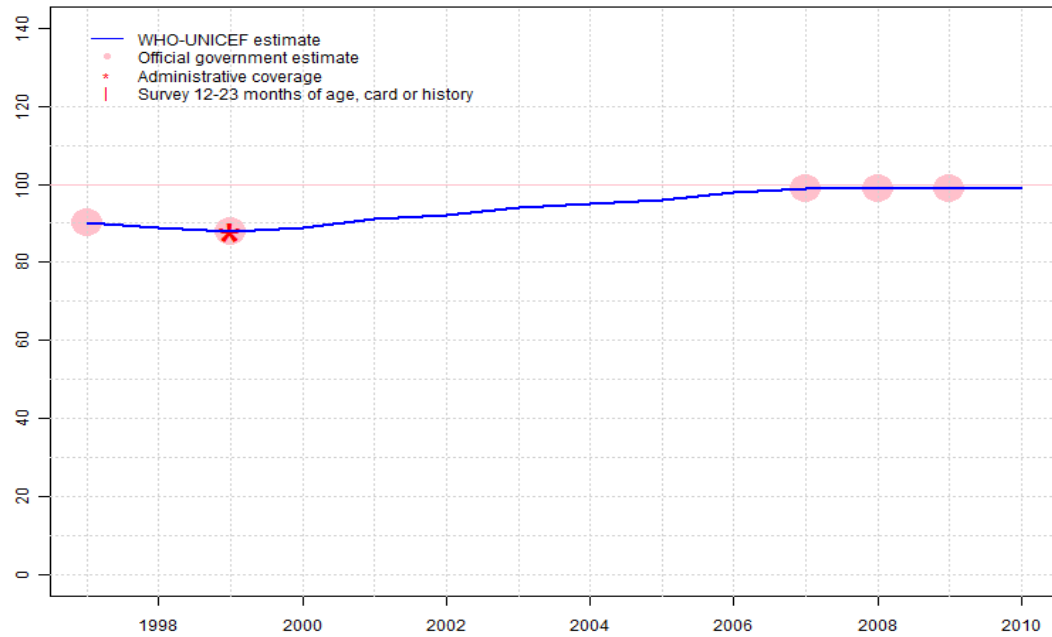
2008: DTP1 coverage estimated based on DTP3 coverage of 99. Estimates reflect government estimates based on a 2006 national immunization coverage survey. Current estimate of 99 percent changed from previous revision value of 98 percent.

2009: DTP1 coverage estimated based on DTP3 coverage of 99. Estimates reflect government estimates based on a 2006 national immunization coverage survey. Current estimate of 99 percent changed from previous revision value of 98 percent.

2010: Estimate based on extrapolation from 2009 value of 99 percent.

Greece - DTP3

GRC - DTP3



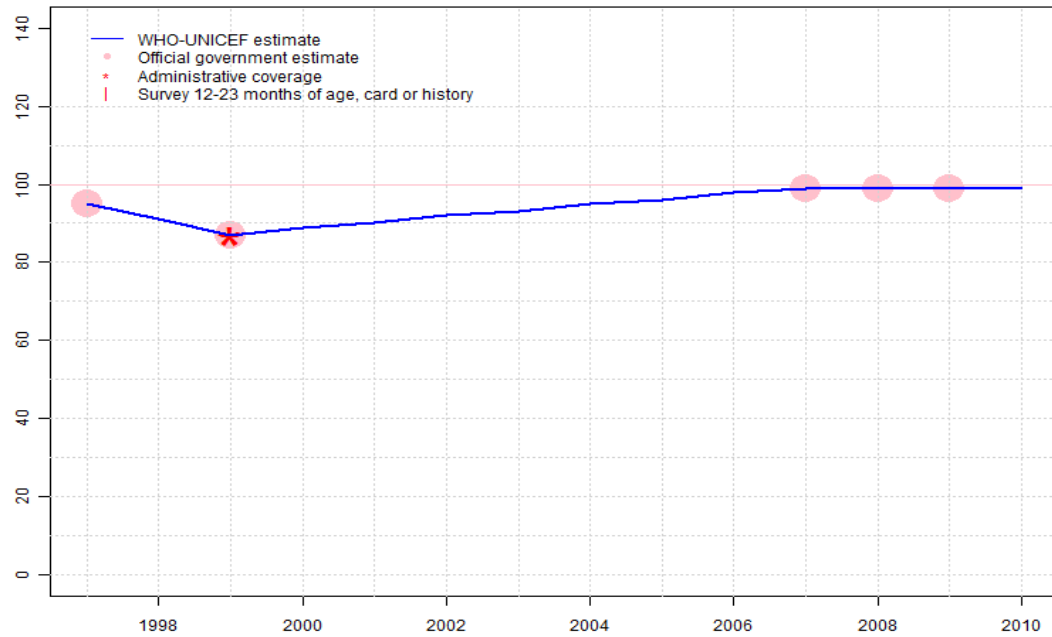
Description:

- 1997: Legacy estimate.
- 1998: Estimate based on interpolation between 1997 and 1999.
- 1999: Estimate based on reported data.
- 2000: Estimate based on interpolation between 1999 and 2007.
- 2001: Estimate based on interpolation between 1999 and 2007.
- 2002: Estimate based on interpolation between 1999 and 2007.
- 2003: Estimate based on interpolation between 1999 and 2007.
- 2004: Estimate based on interpolation between 1999 and 2007.
- 2005: Estimate based on interpolation between 1999 and 2007.
- 2006: Estimate based on interpolation between 1999 and 2007.
- 2007: Estimate based on reported data. Estimates reflect government estimates based on a 2006 national immunization coverage survey.
- 2008: Estimate based on reported data. Estimates reflect government estimates based on a 2006 national immunization coverage survey.
- 2009: Estimate based on reported data. Estimates reflect government estimates based on a 2006 national immunization coverage survey.
- 2010: Estimate based on extrapolation from 2009 value of 99 percent.

	1997	1998	1999	2000	2001	2002	2003	2004	2005	2006	2007	2008	2009	2010
Estimate	90	89	88	89	91	92	94	95	96	98	99	99	99	99
Official	90	NA	88	NA	NA	NA	NA	NA	NA	NA	99	99	99	NA
Administrative	NA	NA	88	NA	NA	NA	NA	NA	NA	NA	NA	NA	NA	NA
Survey	NA	NA	NA	NA	NA	NA	NA	NA	NA	NA	NA	NA	NA	NA

Greece - Pol3

GRC - Pol3



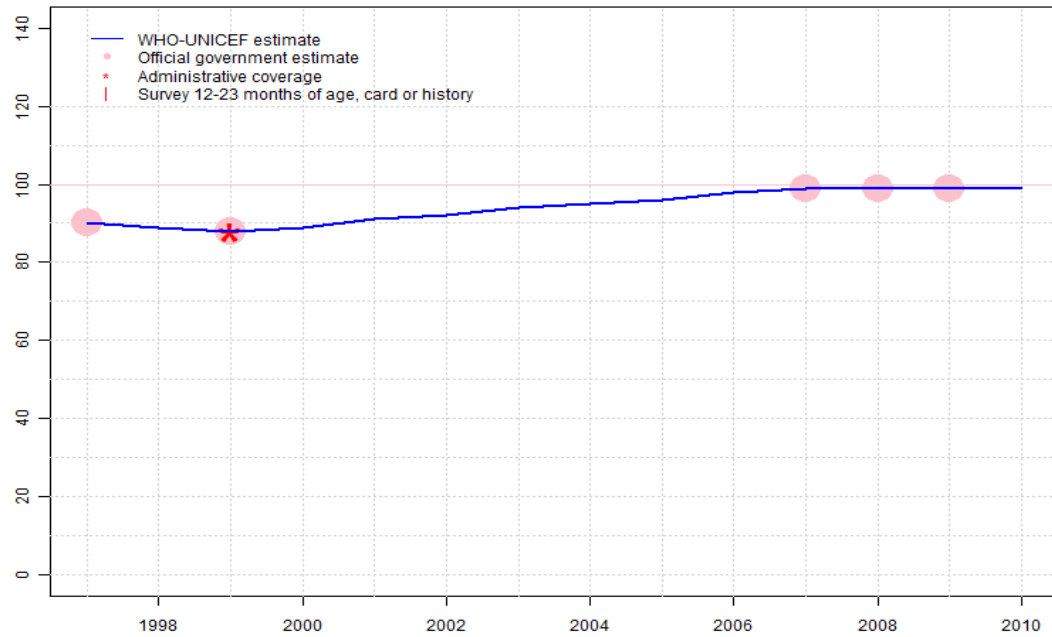
Description:

- 1997: Legacy estimate.
- 1998: Estimate based on interpolation between 1997 and 1999.
- 1999: Estimate based on reported data.
- 2000: Estimate based on interpolation between 1999 and 2007.
- 2001: Estimate based on interpolation between 1999 and 2007.
- 2002: Estimate based on interpolation between 1999 and 2007.
- 2003: Estimate based on interpolation between 1999 and 2007.
- 2004: Estimate based on interpolation between 1999 and 2007.
- 2005: Estimate based on interpolation between 1999 and 2007.
- 2006: Estimate based on interpolation between 1999 and 2007.
- 2007: Estimate based on reported data. Estimates reflect government estimates based on a 2006 national immunization coverage survey.
- 2008: Estimate based on reported data. Estimates reflect government estimates based on a 2006 national immunization coverage survey.
- 2009: Estimate based on reported data. Estimates reflect government estimates based on a 2006 national immunization coverage survey.
- 2010: Estimate based on extrapolation from 2009 value of 99 percent.

	1997	1998	1999	2000	2001	2002	2003	2004	2005	2006	2007	2008	2009	2010
Estimate	95	91	87	89	90	92	93	95	96	98	99	99	99	99
Official	95	NA	87	NA	NA	NA	NA	NA	NA	NA	99	99	99	NA
Administrative	NA	NA	87	NA	NA	NA	NA	NA	NA	NA	NA	NA	NA	NA
Survey	NA	NA	NA	NA	NA	NA	NA	NA	NA	NA	NA	NA	NA	NA

Greece - MCV

GRC - MCV



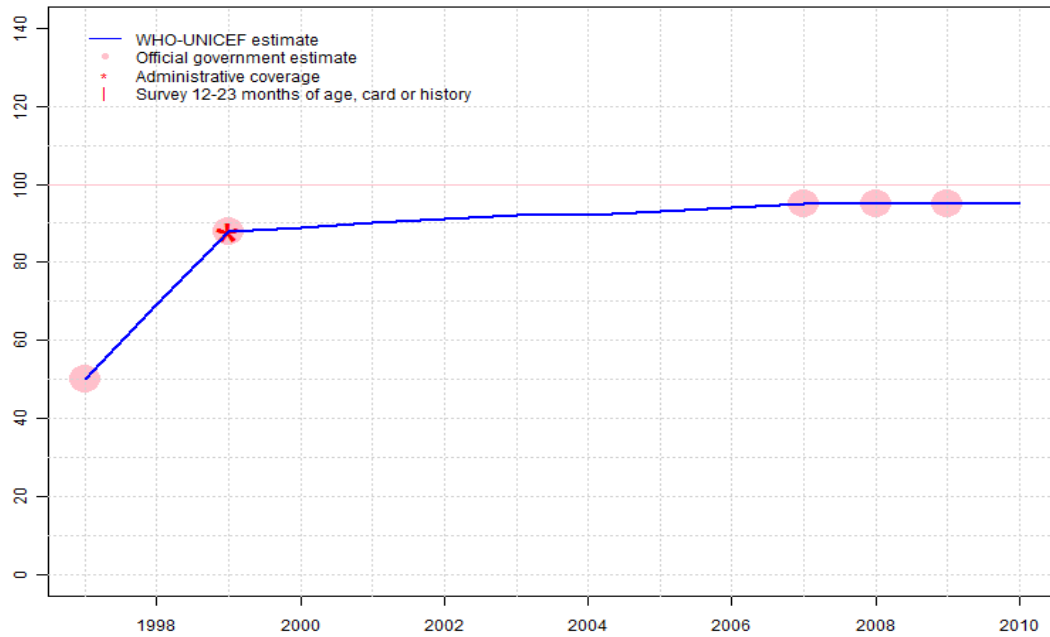
Description:

- 1997: Legacy estimate.
- 1998: Estimate based on interpolation between 1997 and 1999.
- 1999: Estimate based on reported data.
- 2000: Estimate based on interpolation between 1999 and 2007.
- 2001: Estimate based on interpolation between 1999 and 2007.
- 2002: Estimate based on interpolation between 1999 and 2007.
- 2003: Estimate based on interpolation between 1999 and 2007.
- 2004: Estimate based on interpolation between 1999 and 2007.
- 2005: Estimate based on interpolation between 1999 and 2007.
- 2006: Estimate based on interpolation between 1999 and 2007.
- 2007: Estimate based on reported data. Estimates reflect government estimates based on a 2006 national immunization coverage survey.
- 2008: Estimate based on reported data. Estimates reflect government estimates based on a 2006 national immunization coverage survey.
- 2009: Estimate based on reported data. Estimates reflect government estimates based on a 2006 national immunization coverage survey.
- 2010: Estimate based on extrapolation from 2009 value of 99 percent.

	1997	1998	1999	2000	2001	2002	2003	2004	2005	2006	2007	2008	2009	2010
Estimate	90	89	88	89	91	92	94	95	96	98	99	99	99	99
Official	90	NA	88	NA	NA	NA	NA	NA	NA	NA	99	99	99	NA
Administrative	NA	NA	88	NA	NA	NA	NA	NA	NA	NA	NA	NA	NA	NA
Survey	NA	NA	NA	NA	NA	NA	NA	NA	NA	NA	NA	NA	NA	NA

Greece - HepB3

GRC - HepB3



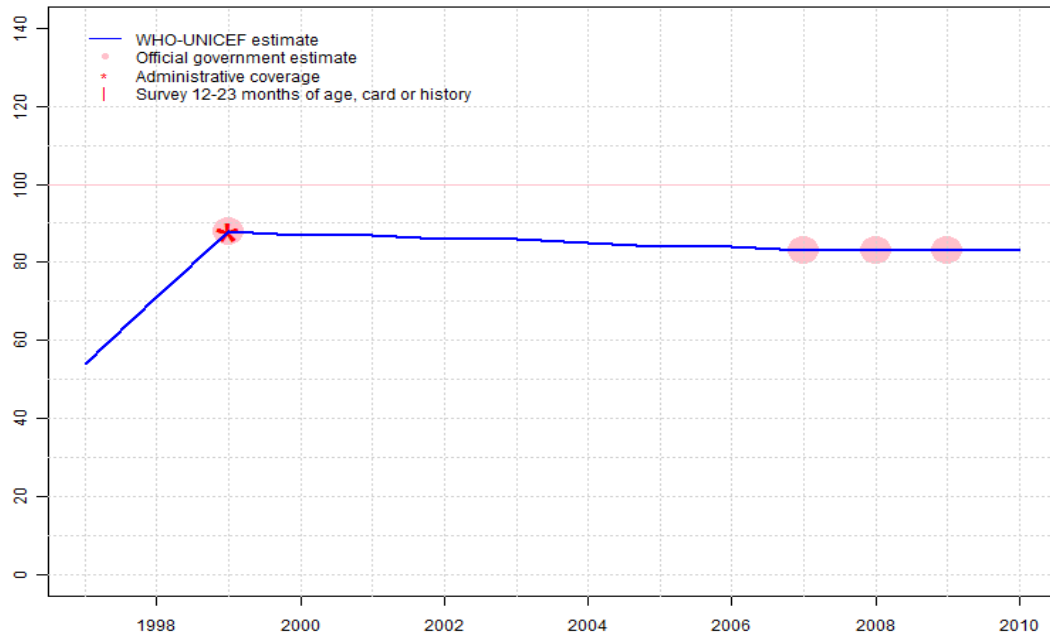
Description:

- 1997: Legacy estimate.
- 1998: Estimate based on interpolation between 1997 and 1999.
- 1999: Estimate based on reported data.
- 2000: Estimate based on interpolation between 1999 and 2007.
- 2001: Estimate based on interpolation between 1999 and 2007.
- 2002: Estimate based on interpolation between 1999 and 2007.
- 2003: Estimate based on interpolation between 1999 and 2007.
- 2004: Estimate based on interpolation between 1999 and 2007.
- 2005: Estimate based on interpolation between 1999 and 2007.
- 2006: Estimate based on interpolation between 1999 and 2007.
- 2007: Estimate based on reported data. Estimates reflect government estimates based on a 2006 national immunization coverage survey.
- 2008: Estimate based on reported data. Estimates reflect government estimates based on a 2006 national immunization coverage survey.
- 2009: Estimate based on reported data. Estimates reflect government estimates based on a 2006 national immunization coverage survey.
- 2010: Estimate based on extrapolation from 2009 value of 95 percent.

	1997	1998	1999	2000	2001	2002	2003	2004	2005	2006	2007	2008	2009	2010
Estimate	50	69	88	89	90	91	92	92	93	94	95	95	95	95
Official	50	NA	88	NA	NA	NA	NA	NA	NA	NA	95	95	95	NA
Administrative	NA	NA	88	NA	NA	NA	NA	NA	NA	NA	NA	NA	NA	NA
Survey	NA	NA	NA	NA	NA	NA	NA	NA	NA	NA	NA	NA	NA	NA

Greece - Hib3

GRC - Hib3



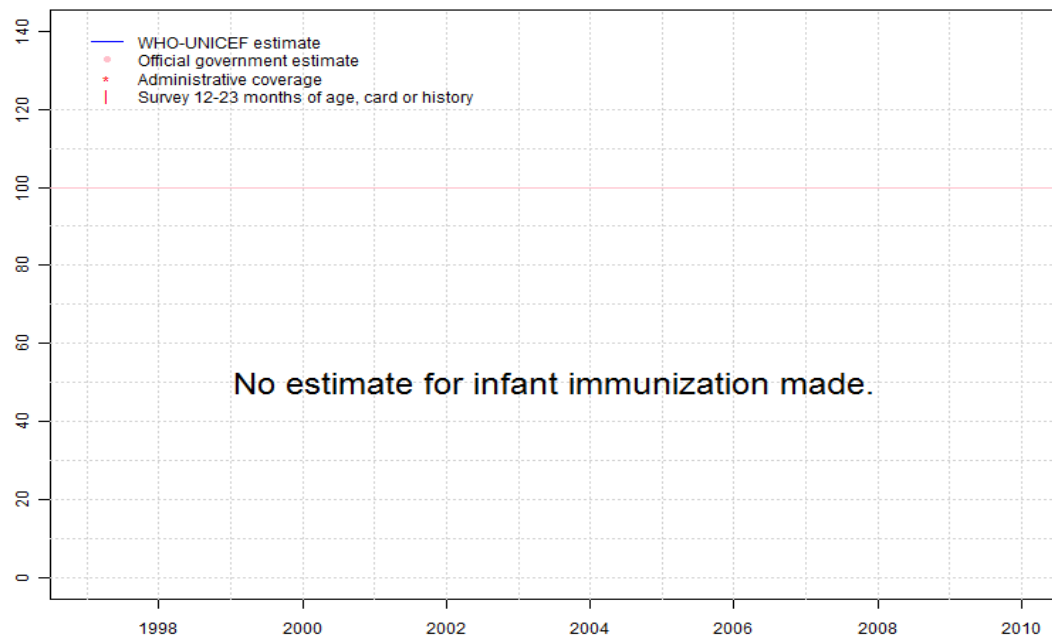
Description:

- 1997: Legacy estimate.
- 1998: Estimate based on interpolation between 1997 and 1999.
- 1999: Estimate based on reported data.
- 2000: Estimate based on interpolation between 1999 and 2007.
- 2001: Estimate based on interpolation between 1999 and 2007.
- 2002: Estimate based on interpolation between 1999 and 2007.
- 2003: Estimate based on interpolation between 1999 and 2007.
- 2004: Estimate based on interpolation between 1999 and 2007.
- 2005: Estimate based on interpolation between 1999 and 2007.
- 2006: Estimate based on interpolation between 1999 and 2007.
- 2007: Estimate based on reported data. Estimates reflect government estimates based on a 2006 national immunization coverage survey.
- 2008: Estimate based on reported data. Estimates reflect government estimates based on a 2006 national immunization coverage survey.
- 2009: Estimate based on reported data. Estimates reflect government estimates based on a 2006 national immunization coverage survey.
- 2010: Estimate based on extrapolation from 2009 value of 83 percent.

	1997	1998	1999	2000	2001	2002	2003	2004	2005	2006	2007	2008	2009	2010
Estimate	54	71	88	87	87	86	86	85	84	84	83	83	83	83
Official	NA	NA	88	NA	NA	NA	NA	NA	NA	NA	83	83	83	NA
Administrative	NA	NA	88	NA	NA	NA	NA	NA	NA	NA	NA	NA	NA	NA
Survey	NA	NA	NA	NA	NA	NA	NA	NA	NA	NA	NA	NA	NA	NA

Greece - RotaC

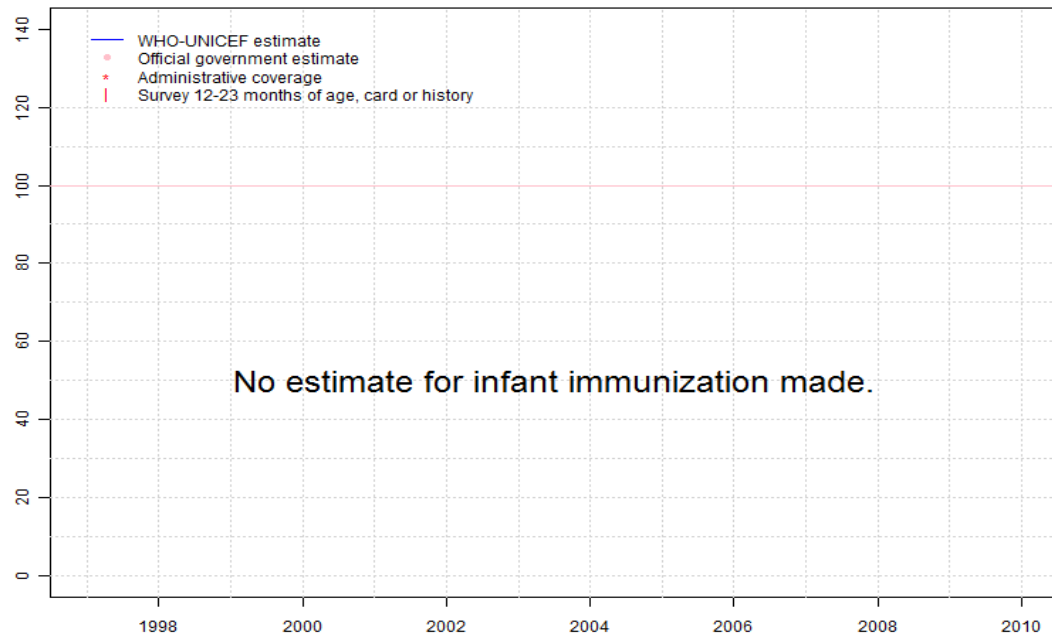
GRC - RotaC



	1997	1998	1999	2000	2001	2002	2003	2004	2005	2006	2007	2008	2009	2010
Estimate	NA	NA	NA	NA	NA	NA	NA	NA	NA	NA	NA	NA	NA	NA
Official	NA	NA	NA	NA	NA	NA	NA	NA	NA	NA	NA	NA	NA	NA
Administrative	NA	NA	NA	NA	NA	NA	NA	NA	NA	NA	NA	NA	NA	NA
Survey	NA	NA	NA	NA	NA	NA	NA	NA	NA	NA	NA	NA	NA	NA

Greece - PcV3

GRC - PcV3



	1997	1998	1999	2000	2001	2002	2003	2004	2005	2006	2007	2008	2009	2010
Estimate	NA	NA	NA	NA	NA	NA	NA	NA	NA	NA	NA	NA	NA	NA
Official	NA	NA	NA	NA	NA	NA	NA	NA	NA	NA	NA	NA	NA	NA
Administrative	NA	NA	NA	NA	NA	NA	NA	NA	NA	NA	NA	NA	NA	NA
Survey	NA	NA	NA	NA	NA	NA	NA	NA	NA	NA	NA	NA	NA	NA

Further information and estimates for 1980-1996 are available at:

http://www.childinfo.org/immunization_countryreports.html

http://www.who.int/immunization_monitoring/routine/immunization_coverage/en/index4.html