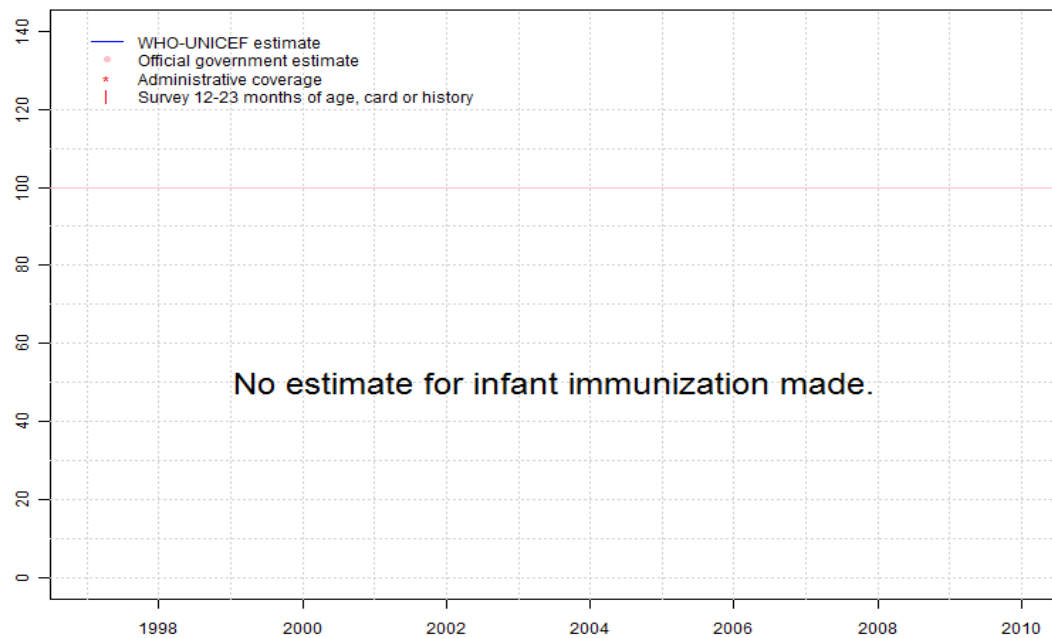


Germany - BCG

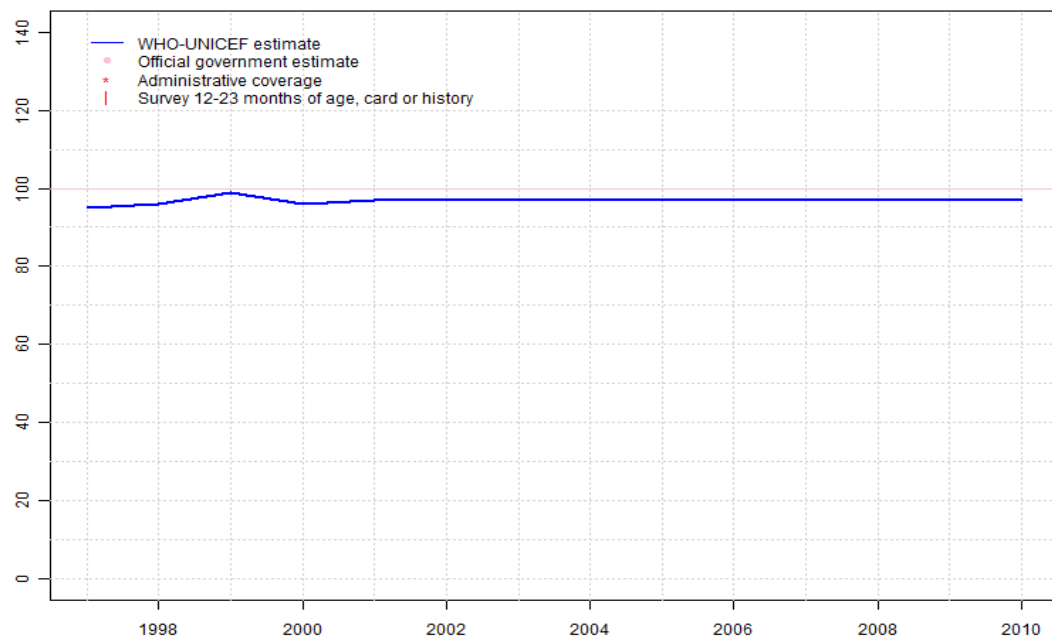
DEU - BCG



	1997	1998	1999	2000	2001	2002	2003	2004	2005	2006	2007	2008	2009	2010
Estimate	NA	NA	NA	NA	NA	NA	NA	NA	NA	NA	NA	NA	NA	NA
Official	NA	NA	NA	NA	NA	NA	NA	NA	NA	NA	NA	NA	NA	NA
Administrative	NA	NA	NA	NA	NA	NA	NA	NA	NA	NA	NA	NA	NA	NA
Survey	NA	NA	NA	NA	NA	NA	NA	NA	NA	NA	NA	NA	NA	NA

Germany - DTP1

DEU - DTP1



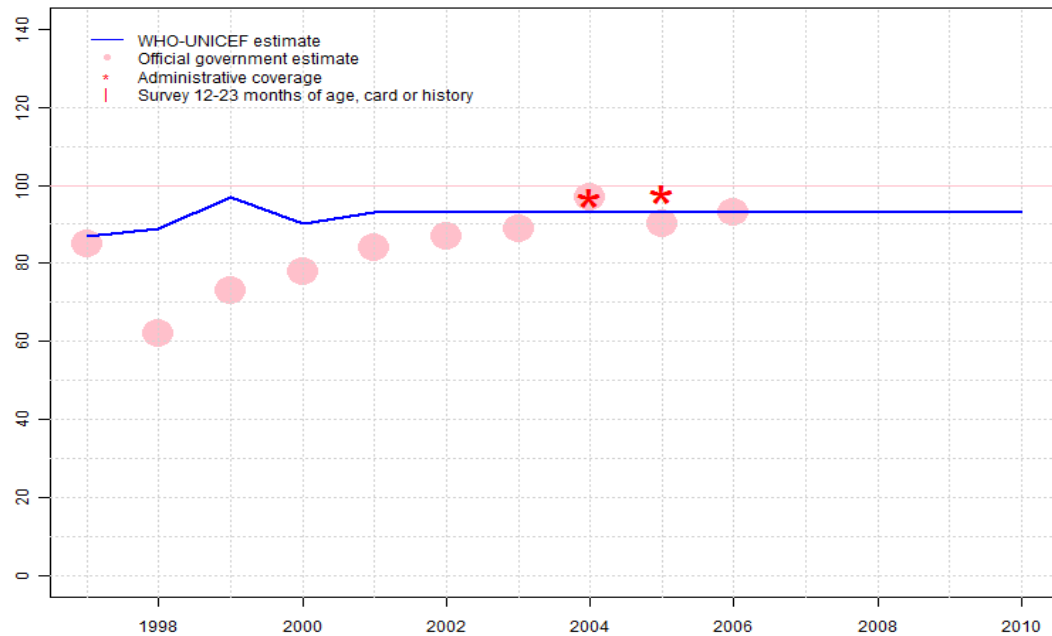
Description:

- 1997: Legacy estimate.
- 1998: No DTP1 data. Estimate based on DTP3 coverage of 89.
- 1999: No DTP1 data. Estimate based on DTP3 coverage of 97. Current estimate of 99 percent changed from previous revision value of 98 percent.
- 2000: No DTP1 data. Estimate based on DTP3 coverage of 90.
- 2001: No DTP1 data. Estimate based on DTP3 coverage of 93.
- 2002: Estimate based on extrapolation from 2001 value of 97 percent.
- 2003: Estimate based on extrapolation from 2001 value of 97 percent.
- 2004: Estimate based on extrapolation from 2001 value of 97 percent.
- 2005: Estimate based on extrapolation from 2001 value of 97 percent.
- 2006: Estimate based on extrapolation from 2001 value of 97 percent.
- 2007: Estimate based on extrapolation from 2001 value of 97 percent.
- 2008: Estimate based on extrapolation from 2001 value of 97 percent.
- 2009: Estimate based on extrapolation from 2001 value of 97 percent.
- 2010: Estimate based on extrapolation from 2001 value of 97 percent.

	1997	1998	1999	2000	2001	2002	2003	2004	2005	2006	2007	2008	2009	2010
Estimate	95	96	99	96	97	97	97	97	97	97	97	97	97	97
Official	NA	NA	NA	NA	NA	NA	NA	NA	NA	NA	NA	NA	NA	NA
Administrative	NA	NA	NA	NA	NA	NA	NA	NA	NA	NA	NA	NA	NA	NA
Survey	NA	NA	NA	NA	NA	NA	NA	NA	NA	NA	NA	NA	NA	NA

Germany - DTP3

DEU - DTP3



Description:

1997: Legacy estimate. Estimate not based on reported data. Data reported by Germany reflect the immunization status of children 5-7 years of age collected on school entry. Estimates attributed to the birth cohort five years younger than the reporting year include immunizations given after one year of age and over-estimate coverage during these years.

1998: See explanation for the previous year. Reported data not accepted due to a decline from 85 percent to 62 percent with a subsequent increase to 73 percent. Estimate not based on reported data.

1999: See explanation for the previous year. Estimate not based on reported data.

2000: See explanation for the previous year. Estimate not based on reported data.

2001: See explanation for the previous year. Estimate not based on reported data.
2002: Estimate based on extrapolation from 2001 value of 93 percent. Estimate not based on reported data.

2003: Estimate based on extrapolation from 2001 value of 93 percent. Estimate not based on reported data.

2004: Estimate based on extrapolation from 2001 value of 93 percent. Estimate not based on reported data.

2005: Estimate based on extrapolation from 2001 value of 93 percent. Estimate not based on reported data.

2006: Estimate based on extrapolation from 2001 value of 93 percent. Estimate not based on reported data.

2007: Estimate based on extrapolation from 2001 value of 93 percent. DTP3 data not available. Germany monitors DTP4 coverage rather than DTP3 coverage.

2008: Estimate based on extrapolation from 2001 value of 93 percent.

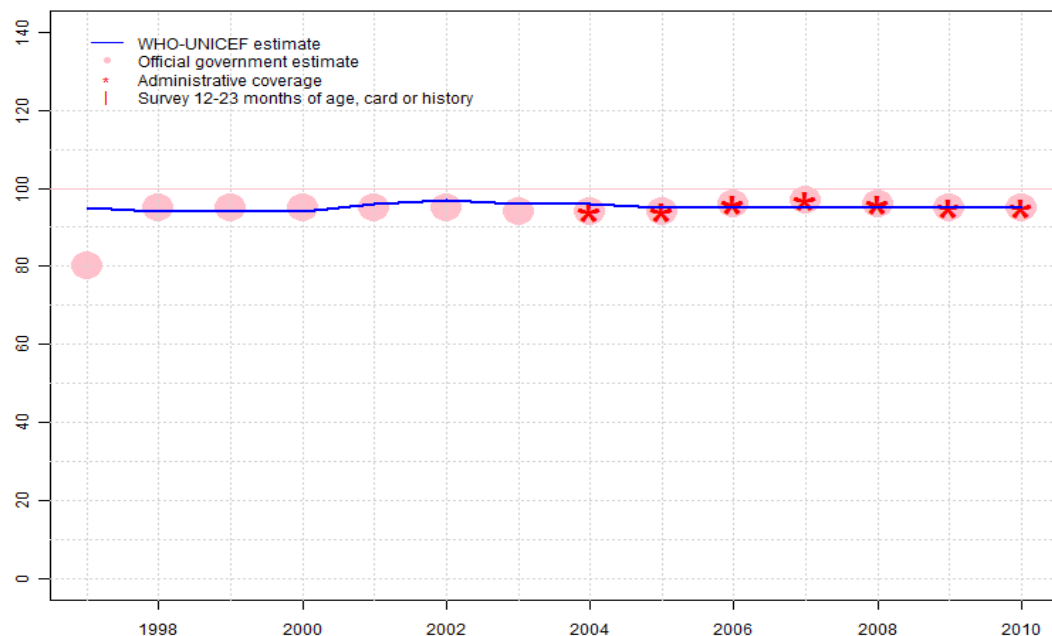
2009: Estimate based on extrapolation from 2001 value of 93 percent.

2010: Estimate based on extrapolation from 2001 value of 93 percent.

	1997	1998	1999	2000	2001	2002	2003	2004	2005	2006	2007	2008	2009	2010
Estimate	87	89	97	90	93	93	93	93	93	93	93	93	93	93
Official	85	62	73	78	84	87	89	97	90	93	NA	NA	NA	NA
Administrative	NA	NA	NA	NA	NA	NA	NA	97	98	NA	NA	NA	NA	NA
Survey	NA	NA	NA	NA	NA	NA	NA	NA	NA	NA	NA	NA	NA	NA

Germany - Pol3

DEU - Pol3



	1997	1998	1999	2000	2001	2002	2003	2004	2005	2006	2007	2008	2009	2010
Estimate	95	94	94	94	96	97	96	96	95	95	95	95	95	95
Official	80	95	95	95	95	95	94	94	94	96	97	96	95	95
Administrative	NA	NA	NA	NA	NA	NA	NA	94	94	96	97	96	95	95
Survey	NA	NA	NA	NA	NA	NA	NA	NA	NA	NA	NA	NA	NA	NA

Description:

1997: Legacy estimate. Estimate not based on reported data. Data reported by Germany reflect the immunization status of children 5-7 years of age collected on school entry. Estimates attributed to the birth cohort five years younger than the reporting year include immunizations given after one year of age and over-estimate coverage during these years.

1998: See explanation for the previous year. Estimate not based on reported data.

1999: See explanation for the previous year. Estimate not based on reported data.

2000: See explanation for the previous year. Estimate not based on reported data.

2001: See explanation for the previous year. Estimate not based on reported data.

2002: See explanation for the previous year. Estimate not based on reported data.

2003: See explanation for the previous year. Estimate not based on reported data.

2004: See explanation for the previous year. Estimate not based on reported data.

2005: See explanation for the previous year. Estimate not based on reported data.

Current estimate of 95 percent changed from previous revision value of 96 percent.

2006: Estimate based on extrapolation from 2005 value of 95 percent. Estimate not based on reported data. Current estimate of 95 percent changed from previous revision value of 96 percent.

2007: Estimate based on extrapolation from 2005 value of 95 percent. Estimate not based on reported data. Current estimate of 95 percent changed from previous revision value of 96 percent.

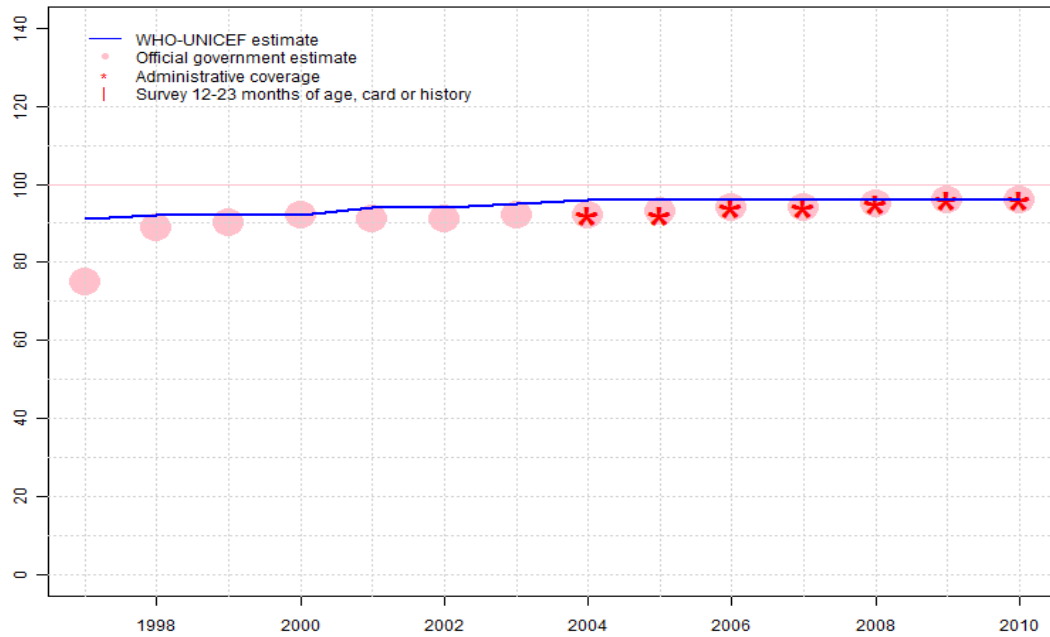
2008: Estimate based on extrapolation from 2005 value of 95 percent. Estimate not based on reported data. Current estimate of 95 percent changed from previous revision value of 96 percent.

2009: Estimate based on extrapolation from 2005 value of 95 percent. Estimate not based on reported data. Current estimate of 95 percent changed from previous revision value of 96 percent.

2010: Estimate based on extrapolation from 2005 value of 95 percent. Estimate not based on reported data.

Germany - MCV

DEU - MCV



	1997	1998	1999	2000	2001	2002	2003	2004	2005	2006	2007	2008	2009	2010
Estimate	91	92	92	92	94	94	95	96	96	96	96	96	96	96
Official	75	89	90	92	91	91	92	92	93	94	94	95	96	96
Administrative	NA	NA	NA	NA	NA	NA	NA	92	92	94	94	95	96	96
Survey	NA	NA	NA	NA	NA	NA	NA	NA	NA	NA	NA	NA	NA	NA

Description:

1997: Legacy estimate. Estimate not based on reported data. Data reported by Germany reflect the immunization status of children 5-7 years of age collected on school entry. Estimates attributed to the birth cohort five years younger than the reporting year include immunizations given after one year of age and over-estimate coverage during these years.

1998: See explanation for the previous year. Estimate not based on reported data.

1999: See explanation for the previous year. Estimate not based on reported data.

2000: See explanation for the previous year. Estimate not based on reported data. Current estimate of 92 percent changed from previous revision value of 93 percent.

2001: See explanation for the previous year. Estimate not based on reported data.

2002: See explanation for the previous year. Estimate not based on reported data.

2003: See explanation for the previous year. Estimate not based on reported data.

2004: See explanation for the previous year. Estimate not based on reported data.

2005: See explanation for the previous year. Estimate not based on reported data.

2006: Estimate based on extrapolation from 2005 value of 96 percent. Estimate not based on reported data.

2007: Estimate based on extrapolation from 2005 value of 96 percent. Estimate not based on reported data.

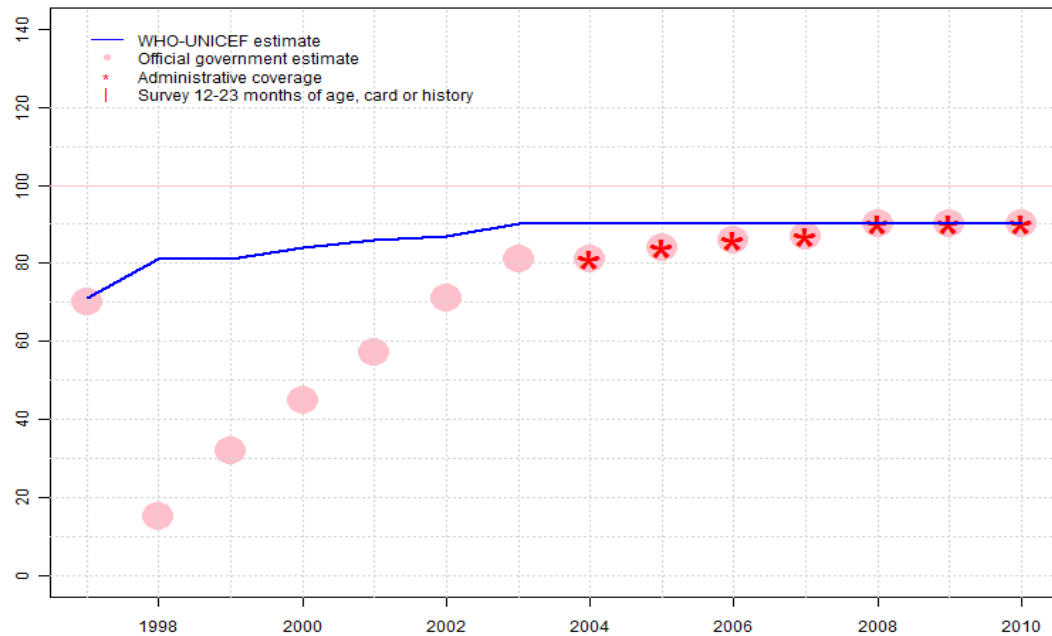
2008: Estimate based on extrapolation from 2005 value of 96 percent. Estimate not based on reported data.

2009: Estimate based on extrapolation from 2005 value of 96 percent. Estimate not based on reported data.

2010: Estimate based on extrapolation from 2005 value of 96 percent. Estimate not based on reported data.

Germany - HepB3

DEU - HepB3



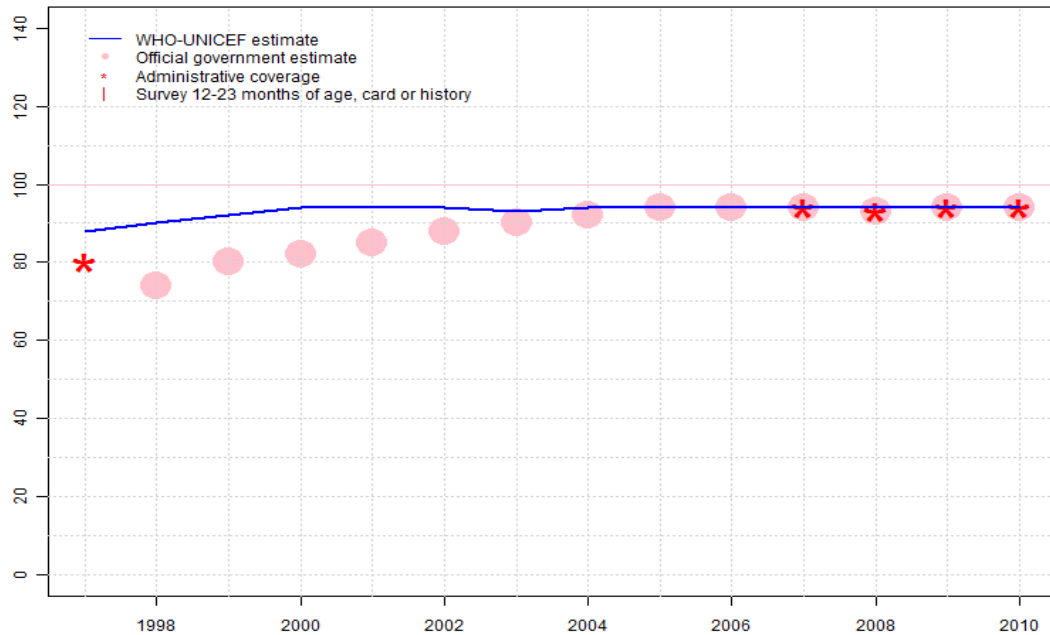
	1997	1998	1999	2000	2001	2002	2003	2004	2005	2006	2007	2008	2009	2010
Estimate	71	81	81	84	86	87	90	90	90	90	90	90	90	90
Official	70	15	32	45	57	71	81	81	84	86	87	90	90	90
Administrative	NA	NA	NA	NA	NA	NA	NA	81	84	86	87	90	90	90
Survey	NA	NA	NA	NA	NA	NA	NA	NA	NA	NA	NA	NA	NA	NA

Description:

- 1997: Legacy estimate. Estimate not based on reported data. Data reported by Germany reflect the immunization status of children 5-7 years of age collected on school entry. Estimates attributed to the birth cohort five years younger than the reporting year include immunizations given after one year of age and over-estimate coverage during these years.
- 1998: See explanation for the previous year. Reported data not accepted due to a decline from 70 percent to 15 percent with a subsequent increase to 32 percent. Estimate not based on reported data.
- 1999: See explanation for the previous year. Estimate not based on reported data.
- 2000: See explanation for the previous year. Estimate not based on reported data.
- 2001: See explanation for the previous year. Estimate not based on reported data.
- 2002: See explanation for the previous year. Estimate not based on reported data.
- 2003: See explanation for the previous year. Estimate not based on reported data.
- 2004: Estimate based on interpolation between 2003 and 2005. Estimate not based on reported data.
- 2005: See explanation for the previous year. Estimate not based on reported data.
- 2006: Estimate based on extrapolation from 2005 value of 90 percent. Estimate not based on reported data.
- 2007: Estimate based on extrapolation from 2005 value of 90 percent. Estimate not based on reported data.
- 2008: Estimate based on extrapolation from 2005 value of 90 percent. Estimate not based on reported data.
- 2009: Estimate based on extrapolation from 2005 value of 90 percent. Estimate not based on reported data.
- 2010: Estimate based on extrapolation from 2005 value of 90 percent. Estimate not based on reported data.

Germany - Hib3

DEU - Hib3



Description:

1997: Legacy estimate. Estimate not based on reported data. Data reported by Germany reflect the immunization status of children 5-7 years of age collected on school entry. Estimates attributed to the birth cohort five years younger than the reporting year include immunizations given after one year of age and over-estimate coverage during these years.

1998: See explanation for the previous year. Estimate not based on reported data.

1999: See explanation for the previous year. Estimate not based on reported data.

2000: See explanation for the previous year. Estimate not based on reported data.

2001: See explanation for the previous year. Estimate not based on reported data.

2002: See explanation for the previous year. Estimate not based on reported data.

2003: See explanation for the previous year. Estimate not based on reported data.

2004: See explanation for the previous year. Estimate not based on reported data.

2005: See explanation for the previous year. Estimate not based on reported data.

2006: Estimate based on extrapolation from 2005 value of 94 percent. Estimate not based on reported data.

2007: Estimate based on extrapolation from 2005 value of 94 percent. Estimate not based on reported data.

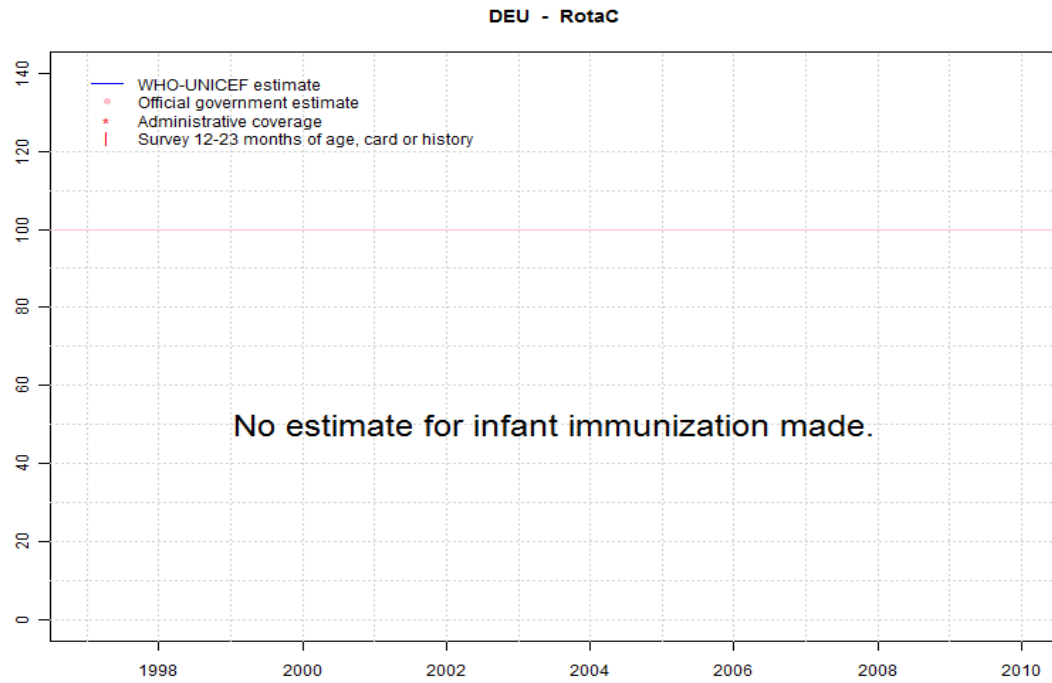
2008: Estimate based on extrapolation from 2005 value of 94 percent. Estimate not based on reported data.

2009: Estimate based on extrapolation from 2005 value of 94 percent. Estimate not based on reported data.

2010: Estimate based on extrapolation from 2005 value of 94 percent. Estimate not based on reported data.

	1997	1998	1999	2000	2001	2002	2003	2004	2005	2006	2007	2008	2009	2010
Estimate	88	90	92	94	94	94	93	94	94	94	94	94	94	94
Official	NA	74	80	82	85	88	90	92	94	94	94	93	94	94
Administrative	80	NA	NA	NA	NA	NA	NA	NA	NA	NA	94	93	94	94
Survey	NA	NA	NA	NA	NA	NA	NA	NA	NA	NA	NA	NA	NA	NA

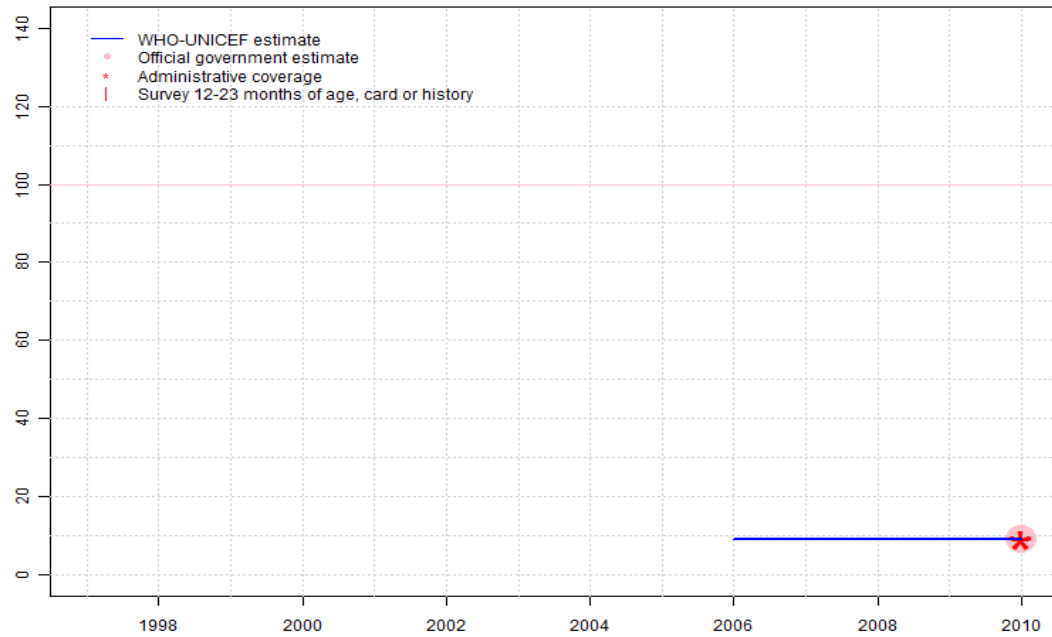
Germany - RotaC



	1997	1998	1999	2000	2001	2002	2003	2004	2005	2006	2007	2008	2009	2010
Estimate	NA	NA	NA	NA	NA	NA	NA	NA	NA	NA	NA	NA	NA	NA
Official	NA	NA	NA	NA	NA	NA	NA	NA	NA	NA	NA	NA	NA	NA
Administrative	NA	NA	NA	NA	NA	NA	NA	NA	NA	NA	NA	NA	NA	NA
Survey	NA	NA	NA	NA	NA	NA	NA	NA	NA	NA	NA	NA	NA	NA

Germany - PcV3

DEU - PcV3



Description:

2006: Data reported by Germany reflect the immunization status of children 5-7 years of age collected on school entry. Estimates attributed to the birth cohort five years younger than the reporting year include immunizations given after one year of age and over-estimate coverage during these years. PcV vaccine introduced in 2006.

2007: Estimate based on extrapolation from 2006 value of 9 percent.

2008: Estimate based on extrapolation from 2006 value of 9 percent.

2009: Estimate based on extrapolation from 2006 value of 9 percent.

2010: Estimate based on extrapolation from 2006 value of 9 percent. Estimate not based on reported data.

	1997	1998	1999	2000	2001	2002	2003	2004	2005	2006	2007	2008	2009	2010
Estimate	NA	NA	NA	NA	NA	NA	NA	NA	NA	9	9	9	9	9
Official	NA	NA	NA	NA	NA	NA	NA	NA	NA	NA	NA	NA	NA	9
Administrative	NA	NA	NA	NA	NA	NA	NA	NA	NA	NA	NA	NA	NA	9
Survey	NA	NA	NA	NA	NA	NA	NA	NA	NA	NA	NA	NA	NA	NA

Further information and estimates for 1980-1996 are available at:

http://www.childinfo.org/immunization_countryreports.html

http://www.who.int/immunization_monitoring/routine/immunization_coverage/en/index4.html