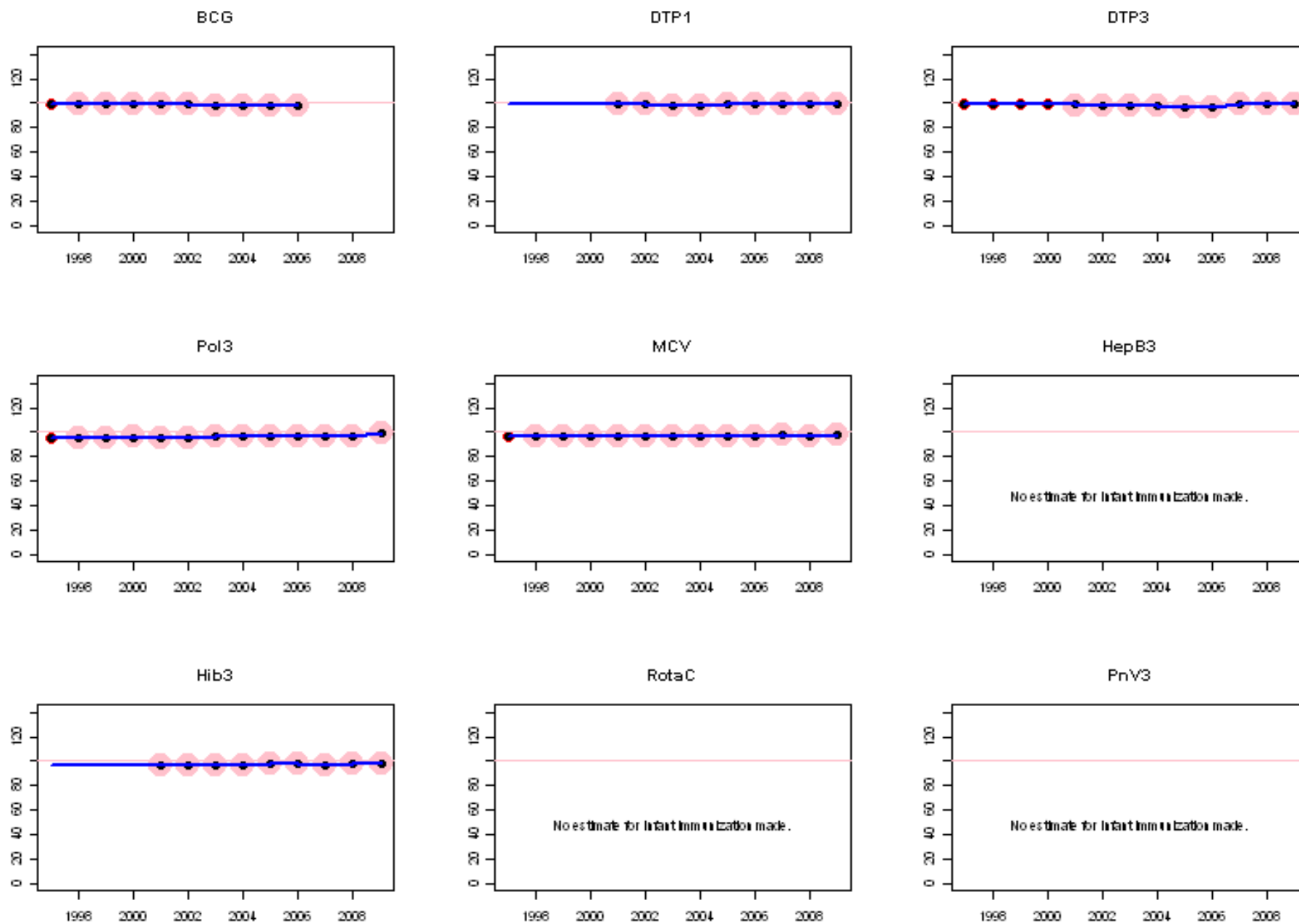
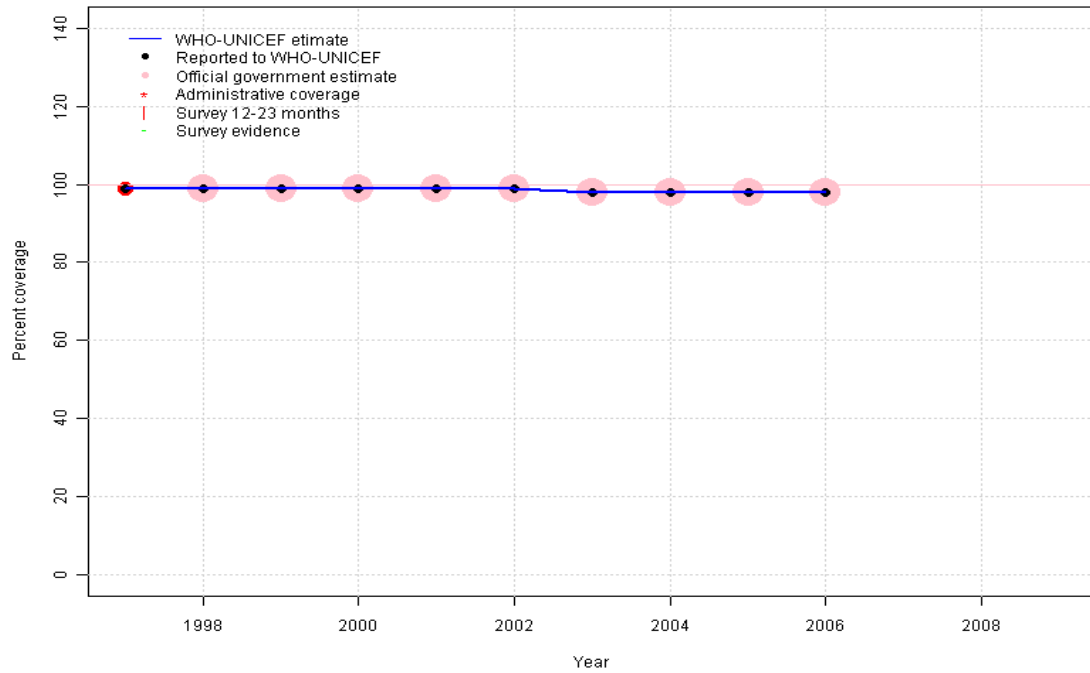


Finland: WHO and UNICEF estimates of immunization coverage, 1997 - 2009



Finland - BCG

FIN - BCG



Description:

1997: Legacy estimate.

1998: Estimate based on reported data.

1999: Estimate based on reported data.

2000: Estimate based on reported data.

2001: Estimate based on reported data.

2002: Estimate based on reported data.

2003: Estimate based on reported data.

2004: Estimate based on reported data.

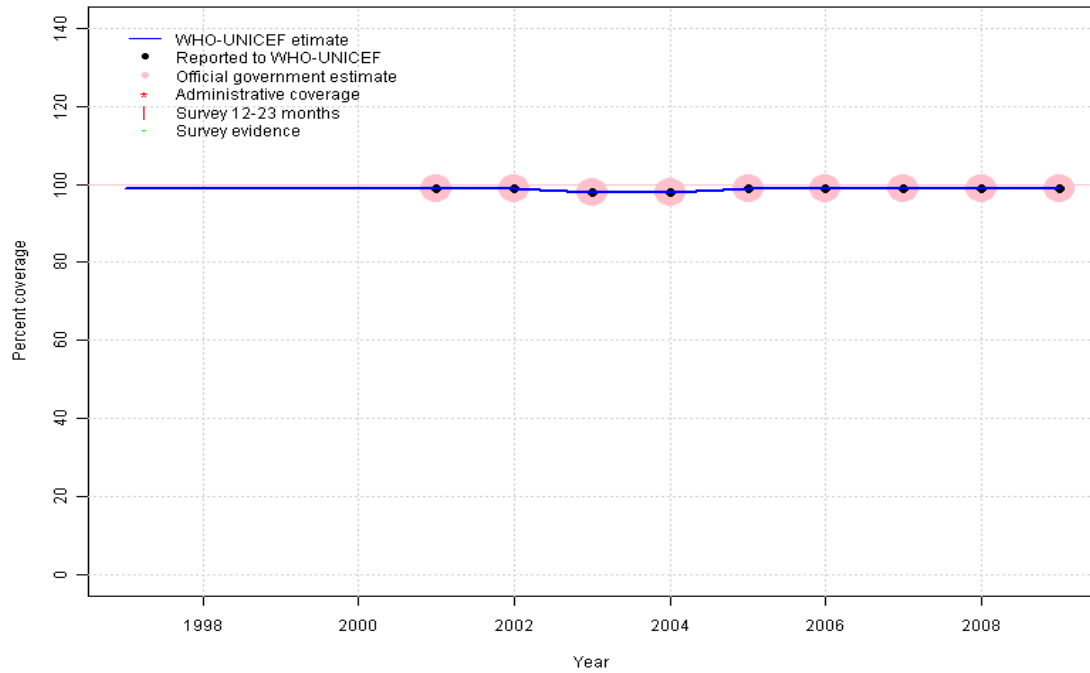
2005: Estimate based on reported data.

2006: Estimate based on reported data. Since September 2006, BCG is recommended for high-risk children under 7 years old only.

	1997	1998	1999	2000	2001	2002	2003	2004	2005	2006	2007	2008	2009
Estimate	99	99	99	99	99	99	98	98	98	98	NA	NA	NA
Reported	99	99	99	99	99	99	98	98	98	98	NA	NA	NA
Official	NA	99	99	99	99	99	98	98	98	98	NA	NA	NA
Administrative	NA	NA	NA	NA	NA	NA	NA	NA	NA	NA	NA	NA	NA
Survey	NA	NA	NA	NA	NA	NA	NA	NA	NA	NA	NA	NA	NA

Finland - DTP1

FIN - DTP1



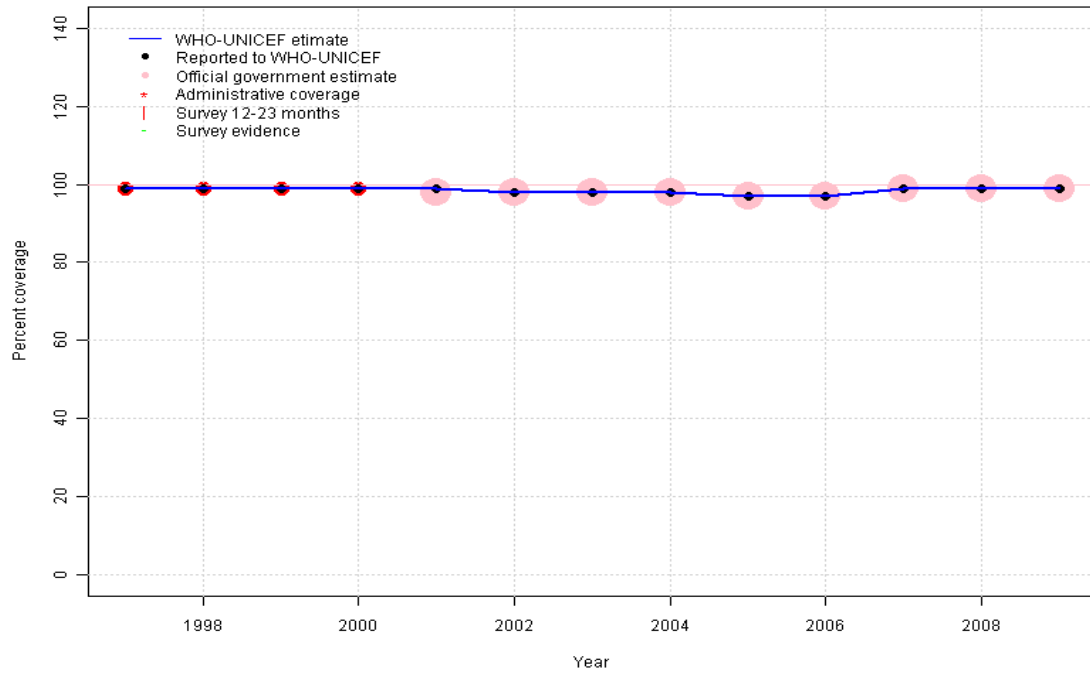
Description:

- 1997: Legacy estimate.
- 1998: Estimate based on trend in reported data. Missing or ignored reported value estimated by extrapolation from 2001 reported value of 99 percent.
- 1999: Estimate based on trend in reported data. Missing or ignored reported value estimated by extrapolation from 2001 reported value of 99 percent.
- 2000: Estimate based on trend in reported data. Missing or ignored reported value estimated by extrapolation from 2001 reported value of 99 percent.
- 2001: Estimate based on reported data.
- 2002: Estimate based on reported data.
- 2003: Estimate based on reported data.
- 2004: Estimate based on reported data.
- 2005: Estimate based on reported data.
- 2006: Estimate based on reported data.
- 2007: Estimate based on reported data.
- 2008: Estimate based on reported data.
- 2009: Estimate based on reported data.

	1997	1998	1999	2000	2001	2002	2003	2004	2005	2006	2007	2008	2009
Estimate	99	99	99	99	99	99	98	98	99	99	99	99	99
Reported	NA	NA	NA	NA	99	99	98	98	99	99	99	99	99
Official	NA	NA	NA	NA	99	99	98	98	99	99	99	99	99
Administrative	NA	NA	NA	NA	NA	NA	NA	NA	NA	NA	NA	NA	NA
Survey	NA	NA	NA	NA	NA	NA	NA	NA	NA	NA	NA	NA	NA

Finland - DTP3

FIN - DTP3



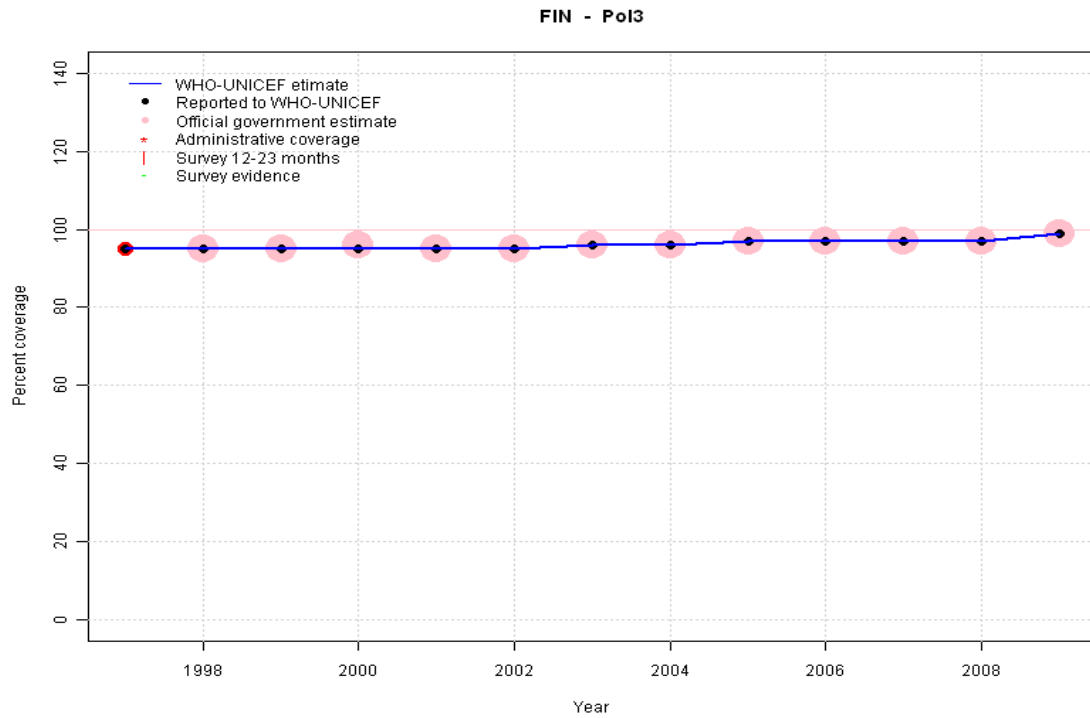
Description:

- 1997: Legacy estimate.
- 1998: Estimate based on reported data.
- 1999: Estimate based on reported data.
- 2000: Estimate based on reported data.
- 2001: Estimate based on reported data.
- 2002: Estimate based on reported data.
- 2003: Estimate based on reported data.
- 2004: Estimate based on reported data.
- 2005: Estimate based on reported data.
- 2006: Estimate based on reported data.
- 2007: Estimate based on reported data.
- 2008: Estimate based on reported data.
- 2009: Estimate based on reported data.

	1997	1998	1999	2000	2001	2002	2003	2004	2005	2006	2007	2008	2009
Estimate	99	99	99	99	99	98	98	98	97	97	99	99	99
Reported	99	99	99	99	99	98	98	98	97	97	99	99	99
Official	NA	NA	NA	NA	98	98	98	98	97	97	99	99	99
Administrative	NA	NA	NA	NA	NA	NA	NA	NA	NA	NA	NA	NA	NA
Survey	NA	NA	NA	NA	NA	NA	NA	NA	NA	NA	NA	NA	NA

Finland - Pol3

Description:

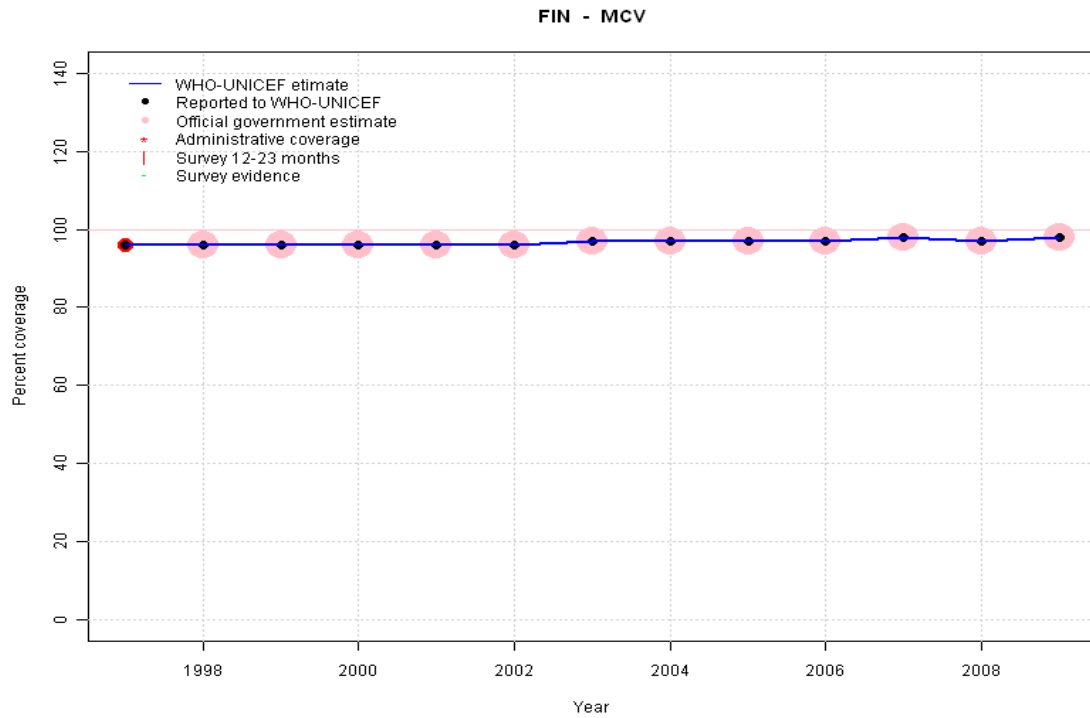


1997: Legacy estimate.
 1998: Estimate based on reported data.
 1999: Estimate based on reported data.
 2000: Estimate based on reported data.
 2001: Estimate based on reported data.
 2002: Estimate based on reported data.
 2003: Estimate based on reported data.
 2004: Estimate based on reported data.
 2005: Estimate based on reported data.
 2006: Estimate based on reported data.
 2007: Estimate based on reported data.
 2008: Estimate based on reported data.
 2009: Estimate based on reported data.

	1997	1998	1999	2000	2001	2002	2003	2004	2005	2006	2007	2008	2009
Estimate	95	95	95	95	95	95	96	96	97	97	97	97	99
Reported	95	95	95	95	95	95	96	96	97	97	97	97	99
Official	NA	95	95	96	95	95	96	96	97	97	97	97	99
Administrative	NA	NA	NA	NA	NA	NA	NA	NA	NA	NA	NA	NA	NA
Survey	NA	NA	NA	NA	NA	NA	NA	NA	NA	NA	NA	NA	NA

Finland - MCV

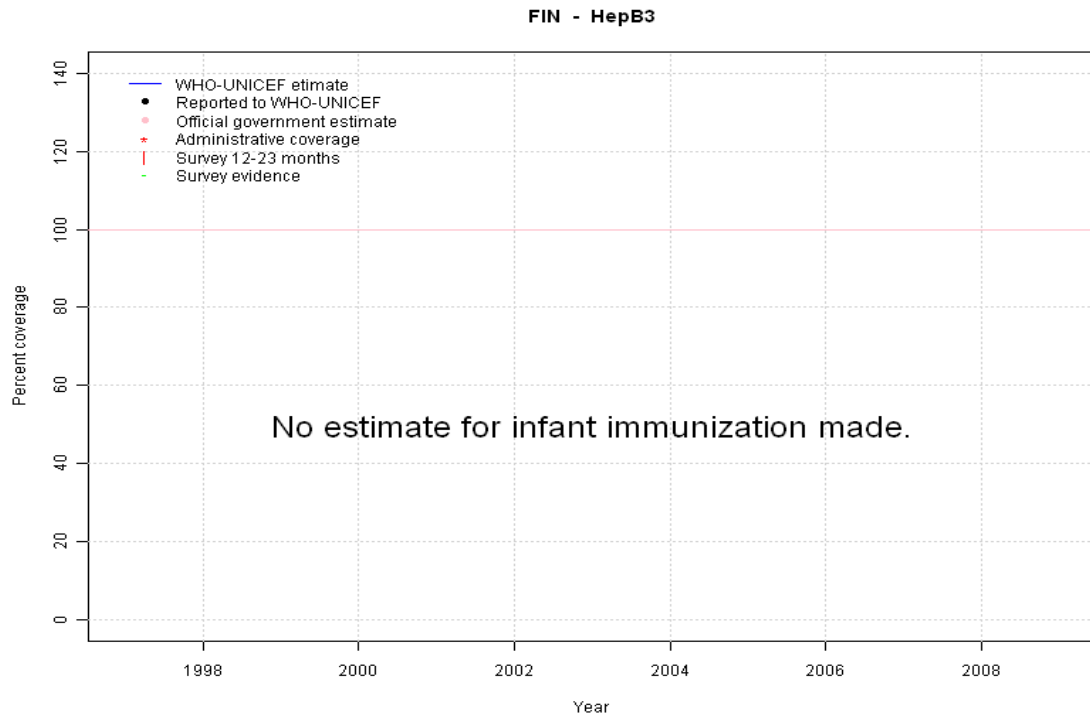
Description:



1997: Legacy estimate.
 1998: Estimate based on reported data.
 1999: Estimate based on reported data.
 2000: Estimate based on reported data.
 2001: Estimate based on reported data.
 2002: Estimate based on reported data.
 2003: Estimate based on reported data.
 2004: Estimate based on reported data.
 2005: Estimate based on reported data.
 2006: Estimate based on reported data.
 2007: Estimate based on reported data.
 2008: Estimate based on reported data.
 2009: Estimate based on reported data.

	1997	1998	1999	2000	2001	2002	2003	2004	2005	2006	2007	2008	2009
Estimate	96	96	96	96	96	96	97	97	97	97	98	97	98
Reported	96	96	96	96	96	96	97	97	97	97	98	97	98
Official	NA	96	96	96	96	96	97	97	97	97	98	97	98
Administrative	NA	NA	NA	NA	NA	NA	NA	NA	NA	NA	NA	NA	NA
Survey	NA	NA	NA	NA	NA	NA	NA	NA	NA	NA	NA	NA	NA

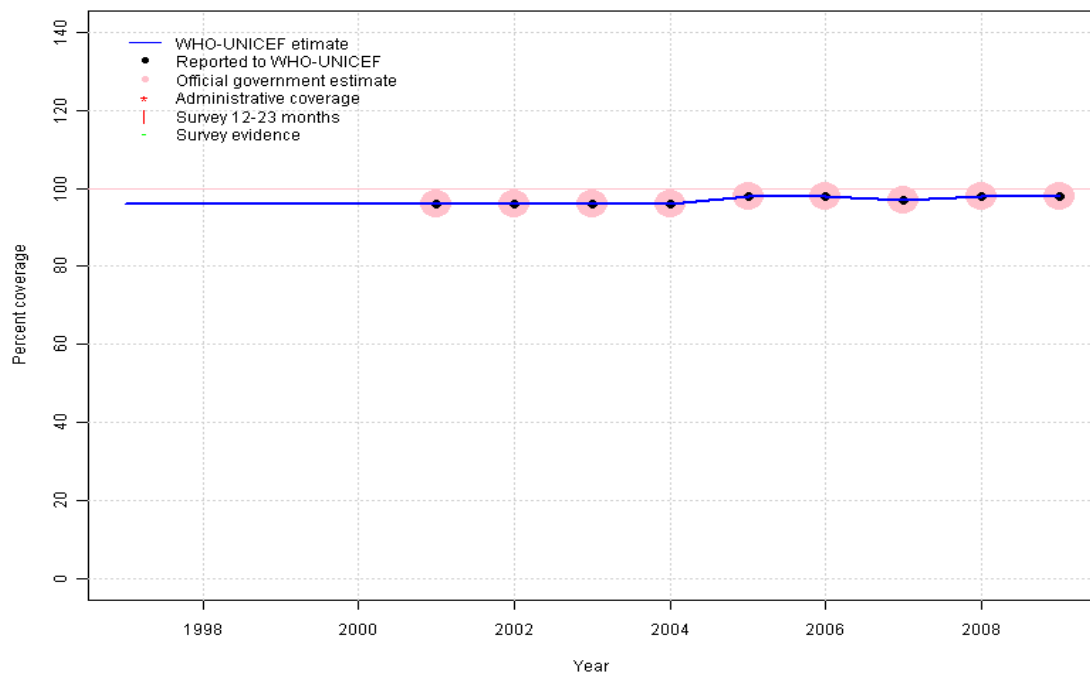
Finland - HepB3



	1997	1998	1999	2000	2001	2002	2003	2004	2005	2006	2007	2008	2009
Estimate	NA	NA	NA	NA	NA	NA	NA	NA	NA	NA	NA	NA	NA
Reported	NA	NA	NA	NA	NA	NA	NA	NA	NA	NA	NA	NA	NA
Official	NA	NA	NA	NA	NA	NA	NA	NA	NA	NA	NA	NA	NA
Administrative	NA	NA	NA	NA	NA	NA	NA	NA	NA	NA	NA	NA	NA
Survey	NA	NA	NA	NA	NA	NA	NA	NA	NA	NA	NA	NA	NA

Finland - Hib3

FIN - Hib3

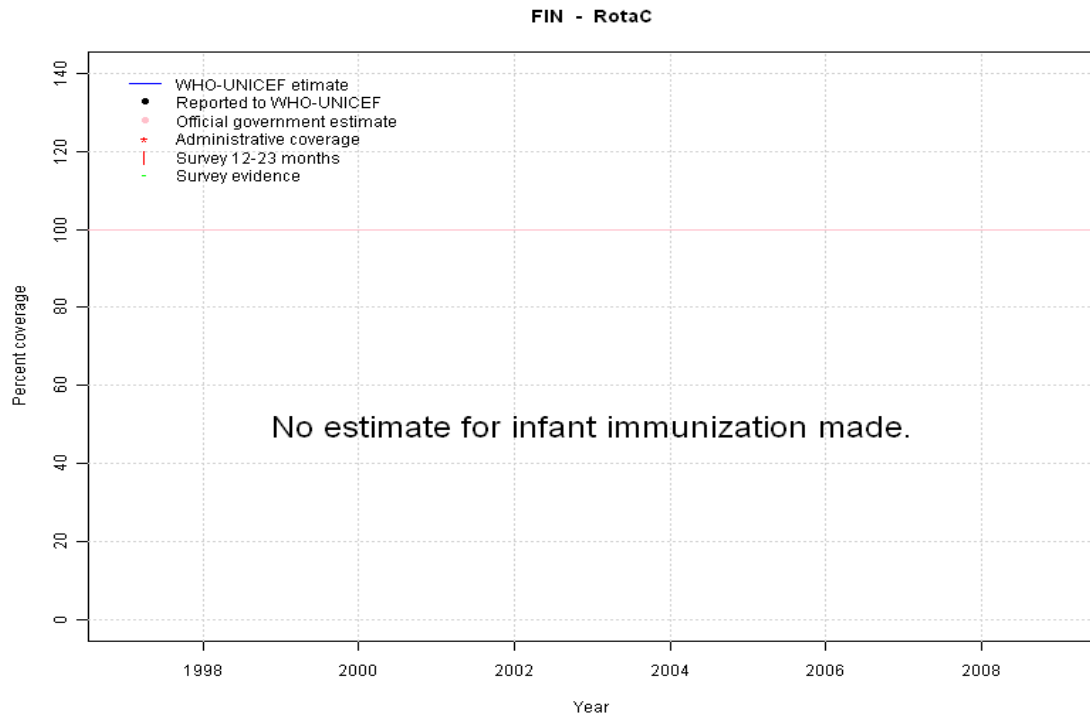


Description:

- 1997: Legacy estimate.
- 1998: Estimate based on trend in reported data. Missing or ignored reported value estimated by extrapolation from 2001 reported value of 96 percent.
- 1999: Estimate based on trend in reported data. Missing or ignored reported value estimated by extrapolation from 2001 reported value of 96 percent.
- 2000: Estimate based on trend in reported data. Missing or ignored reported value estimated by extrapolation from 2001 reported value of 96 percent.
- 2001: Estimate based on reported data.
- 2002: Estimate based on reported data.
- 2003: Estimate based on reported data.
- 2004: Estimate based on reported data.
- 2005: Estimate based on reported data.
- 2006: Estimate based on reported data.
- 2007: Estimate based on reported data.
- 2008: Estimate based on reported data.
- 2009: Estimate based on reported data.

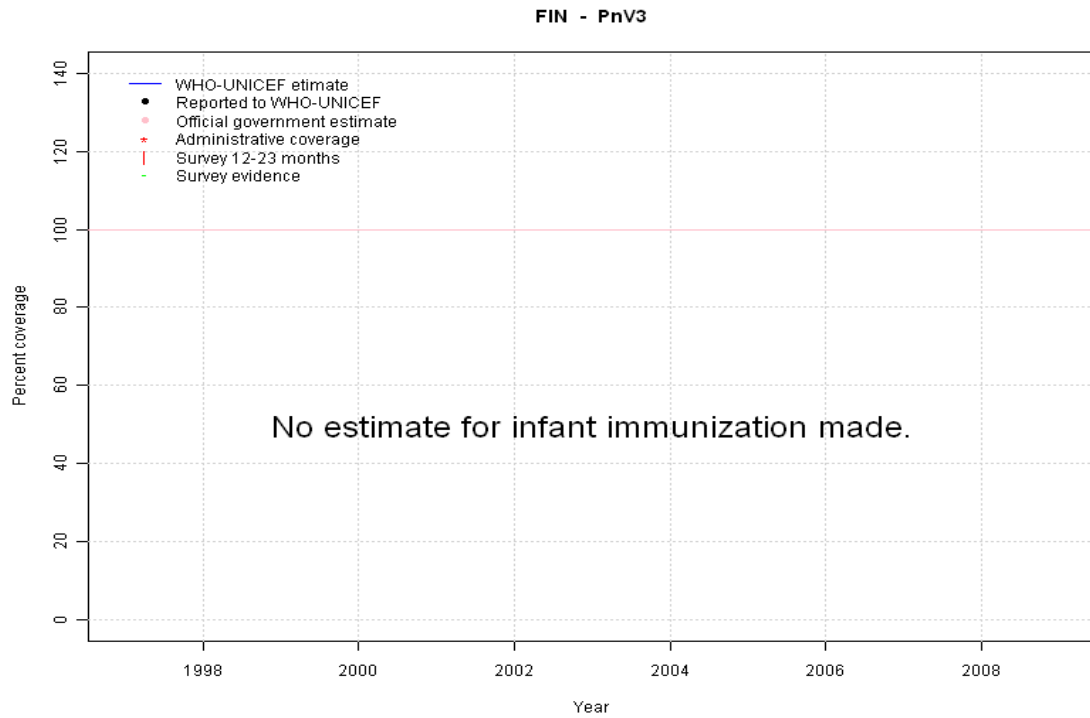
	1997	1998	1999	2000	2001	2002	2003	2004	2005	2006	2007	2008	2009
Estimate	96	96	96	96	96	96	96	96	98	98	97	98	98
Reported	NA	NA	NA	NA	96	96	96	96	98	98	97	98	98
Official	NA	NA	NA	NA	96	96	96	96	98	98	97	98	98
Administrative	NA	NA	NA	NA	NA	NA	NA	NA	NA	NA	NA	NA	NA
Survey	NA	NA	NA	NA	NA	NA	NA	NA	NA	NA	NA	NA	NA

Finland - RotaC



	1997	1998	1999	2000	2001	2002	2003	2004	2005	2006	2007	2008	2009
Estimate	NA	NA	NA	NA	NA	NA	NA	NA	NA	NA	NA	NA	NA
Reported	NA	NA	NA	NA	NA	NA	NA	NA	NA	NA	NA	NA	NA
Official	NA	NA	NA	NA	NA	NA	NA	NA	NA	NA	NA	NA	NA
Administrative	NA	NA	NA	NA	NA	NA	NA	NA	NA	NA	NA	NA	NA
Survey	NA	NA	NA	NA	NA	NA	NA	NA	NA	NA	NA	NA	NA

Finland - PnV3



	1997	1998	1999	2000	2001	2002	2003	2004	2005	2006	2007	2008	2009
Estimate	NA	NA	NA	NA	NA	NA	NA	NA	NA	NA	NA	NA	NA
Reported	NA	NA	NA	NA	NA	NA	NA	NA	NA	NA	NA	NA	NA
Official	NA	NA	NA	NA	NA	NA	NA	NA	NA	NA	NA	NA	NA
Administrative	NA	NA	NA	NA	NA	NA	NA	NA	NA	NA	NA	NA	NA
Survey	NA	NA	NA	NA	NA	NA	NA	NA	NA	NA	NA	NA	NA

Finland - survey details

1998 conducted by National Public Health Institute, KTL, Finland

BCG	Card <12 months	99	13-24 m	987	0
DTP3	Card <12 months	99	13-24 m	987	0
MCV	Card	96	13-24 m	987	0
Pol3	Card	95	13-24 m	987	0

Vaccine Confirmation method Coverage Age cohort Sample Cards seen

Further information and estimates for 1980-1996 are available at:

http://www.childinfo.org/immunization_countryreports.html

http://www.who.int/immunization_monitoring/routine/immunization_coverage/en/index4.html