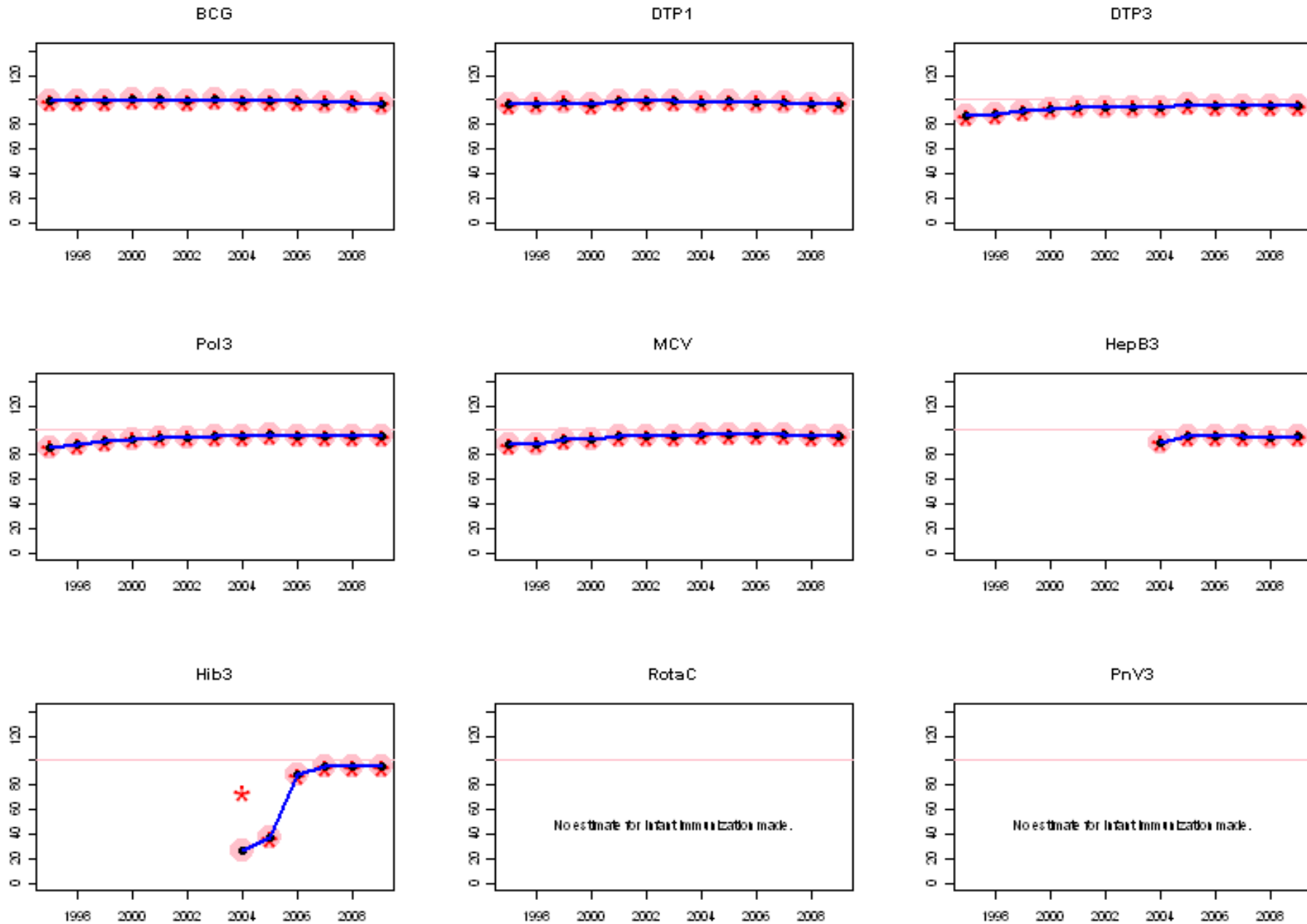
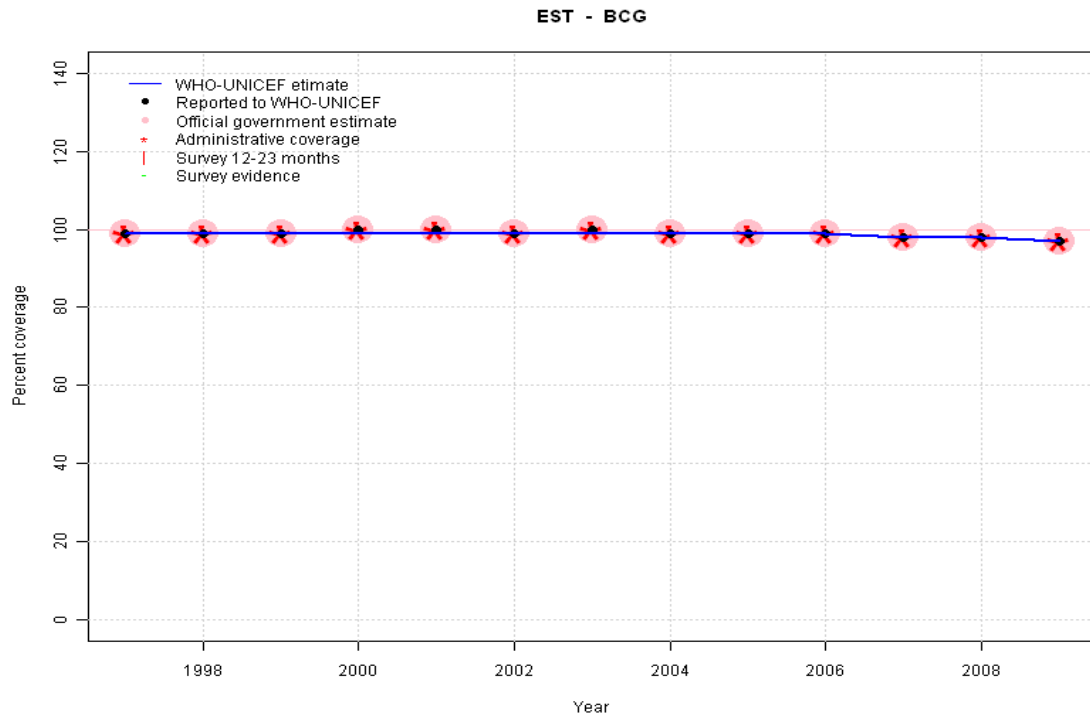


Estonia: WHO and UNICEF estimates of immunization coverage, 1997 - 2009



# Estonia - BCG

## Description:

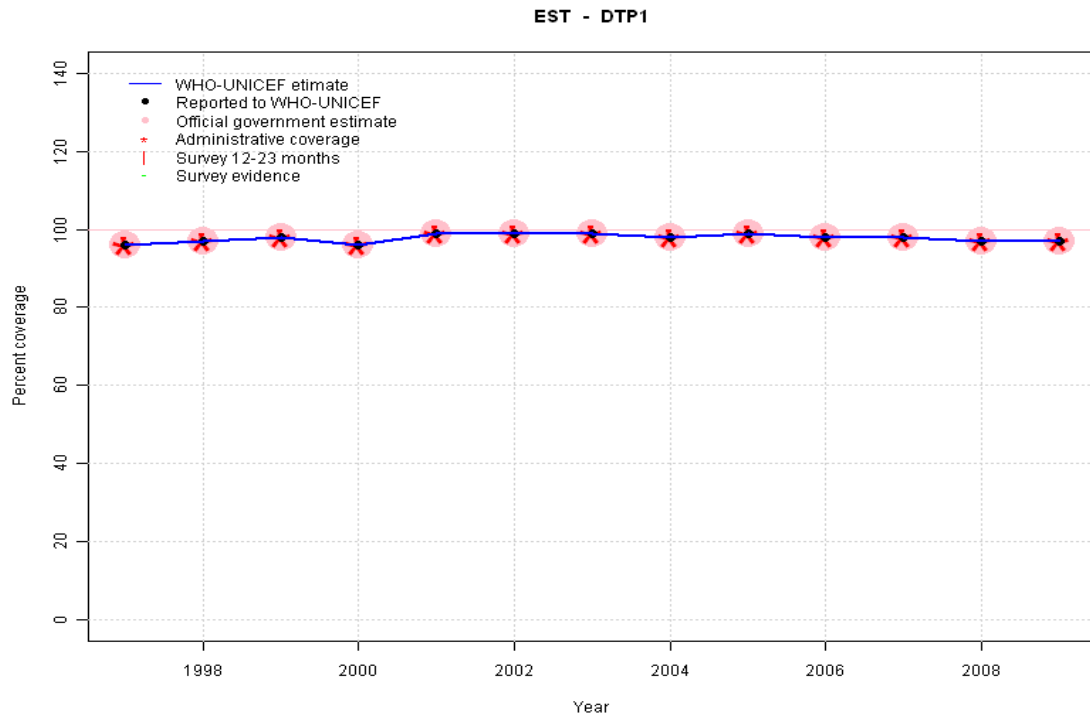


1997: Legacy estimate.  
 1998: Estimate based on reported data.  
 1999: Estimate based on reported data.  
 2000: Estimate based on reported data.  
 2001: Estimate based on reported data.  
 2002: Estimate based on reported data.  
 2003: Estimate based on reported data.  
 2004: Estimate based on reported data.  
 2005: Estimate based on reported data.  
 2006: Estimate based on reported data.  
 2007: Estimate based on reported data.  
 2008: Estimate based on reported data.  
 2009: Estimate based on reported data.

|                | 1997 | 1998 | 1999 | 2000 | 2001 | 2002 | 2003 | 2004 | 2005 | 2006 | 2007 | 2008 | 2009 |
|----------------|------|------|------|------|------|------|------|------|------|------|------|------|------|
| Estimate       | 99   | 99   | 99   | 99   | 99   | 99   | 99   | 99   | 99   | 99   | 98   | 98   | 97   |
| Reported       | 99   | 99   | 99   | 100  | 100  | 99   | 100  | 99   | 99   | 99   | 98   | 98   | 97   |
| Official       | 99   | 99   | 99   | 100  | 100  | 99   | 100  | 99   | 99   | 99   | 98   | 98   | 97   |
| Administrative | 99   | 99   | 99   | 100  | 100  | 99   | 100  | 99   | 99   | 99   | 98   | 98   | 97   |
| Survey         | NA   | NA   | NA   | NA   | NA   | NA   | NA   | NA   | NA   | NA   | NA   | NA   | NA   |

# Estonia - DTP1

## Description:

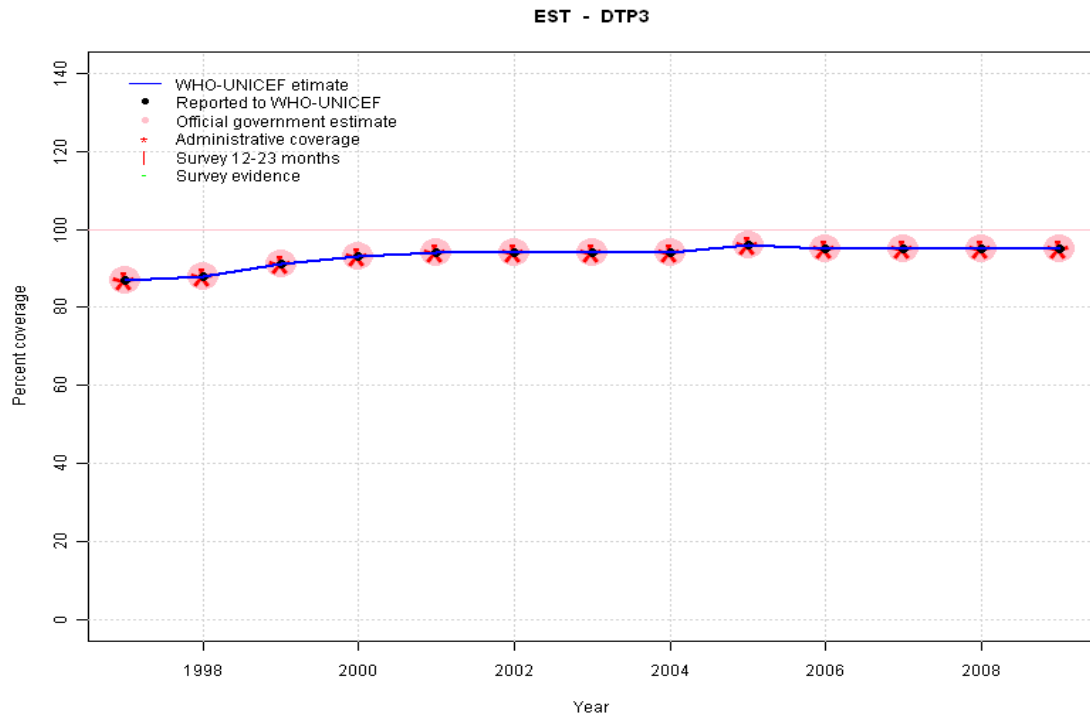


1997: Legacy estimate.  
 1998: Estimate based on reported data.  
 1999: Estimate based on reported data.  
 2000: Estimate based on reported data.  
 2001: Estimate based on reported data.  
 2002: Estimate based on reported data.  
 2003: Estimate based on reported data.  
 2004: Estimate based on reported data.  
 2005: Estimate based on reported data.  
 2006: Estimate based on reported data.  
 2007: Estimate based on reported data.  
 2008: Estimate based on reported data.  
 2009: Estimate based on reported data.

|                | 1997 | 1998 | 1999 | 2000 | 2001 | 2002 | 2003 | 2004 | 2005 | 2006 | 2007 | 2008 | 2009 |
|----------------|------|------|------|------|------|------|------|------|------|------|------|------|------|
| Estimate       | 96   | 97   | 98   | 96   | 99   | 99   | 99   | 98   | 99   | 98   | 98   | 97   | 97   |
| Reported       | 96   | 97   | 98   | 96   | 99   | 99   | 99   | 98   | 99   | 98   | 98   | 97   | 97   |
| Official       | 96   | 97   | 98   | 96   | 99   | 99   | 99   | 98   | 99   | 98   | 98   | 97   | 97   |
| Administrative | 96   | 97   | 98   | 96   | 99   | 99   | 99   | 98   | 99   | 98   | 98   | 97   | 97   |
| Survey         | NA   | NA   | NA   | NA   | NA   | NA   | NA   | NA   | NA   | NA   | NA   | NA   | NA   |

# Estonia - DTP3

## Description:

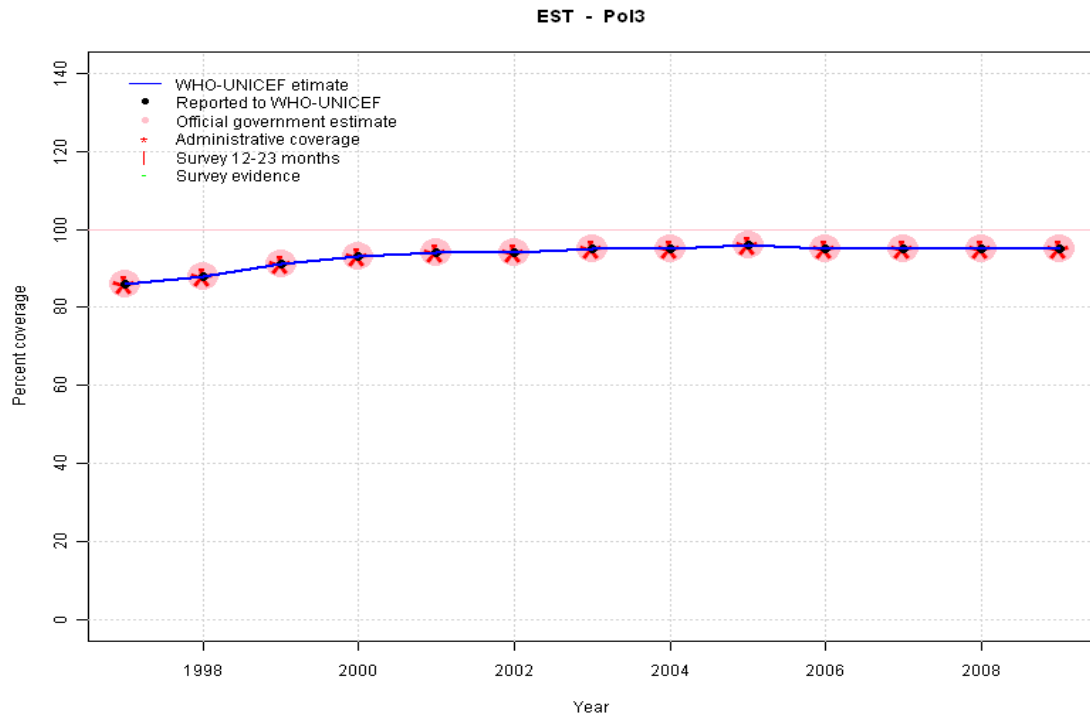


1997: Legacy estimate.  
 1998: Estimate based on reported data.  
 1999: Estimate based on reported data.  
 2000: Estimate based on reported data.  
 2001: Estimate based on reported data.  
 2002: Estimate based on reported data.  
 2003: Estimate based on reported data.  
 2004: Estimate based on reported data.  
 2005: Estimate based on reported data.  
 2006: Estimate based on reported data.  
 2007: Estimate based on reported data.  
 2008: Estimate based on reported data.  
 2009: Estimate based on reported data.

|                | 1997 | 1998 | 1999 | 2000 | 2001 | 2002 | 2003 | 2004 | 2005 | 2006 | 2007 | 2008 | 2009 |
|----------------|------|------|------|------|------|------|------|------|------|------|------|------|------|
| Estimate       | 87   | 88   | 91   | 93   | 94   | 94   | 94   | 94   | 96   | 95   | 95   | 95   | 95   |
| Reported       | 87   | 88   | 91   | 93   | 94   | 94   | 94   | 94   | 96   | 95   | 95   | 95   | 95   |
| Official       | 87   | 88   | 91   | 93   | 94   | 94   | 94   | 94   | 96   | 95   | 95   | 95   | 95   |
| Administrative | 87   | 88   | 91   | 93   | 94   | 94   | 94   | 94   | 96   | 95   | 95   | 95   | 95   |
| Survey         | NA   | NA   | NA   | NA   | NA   | NA   | NA   | NA   | NA   | NA   | NA   | NA   | NA   |

# Estonia - Pol3

## Description:

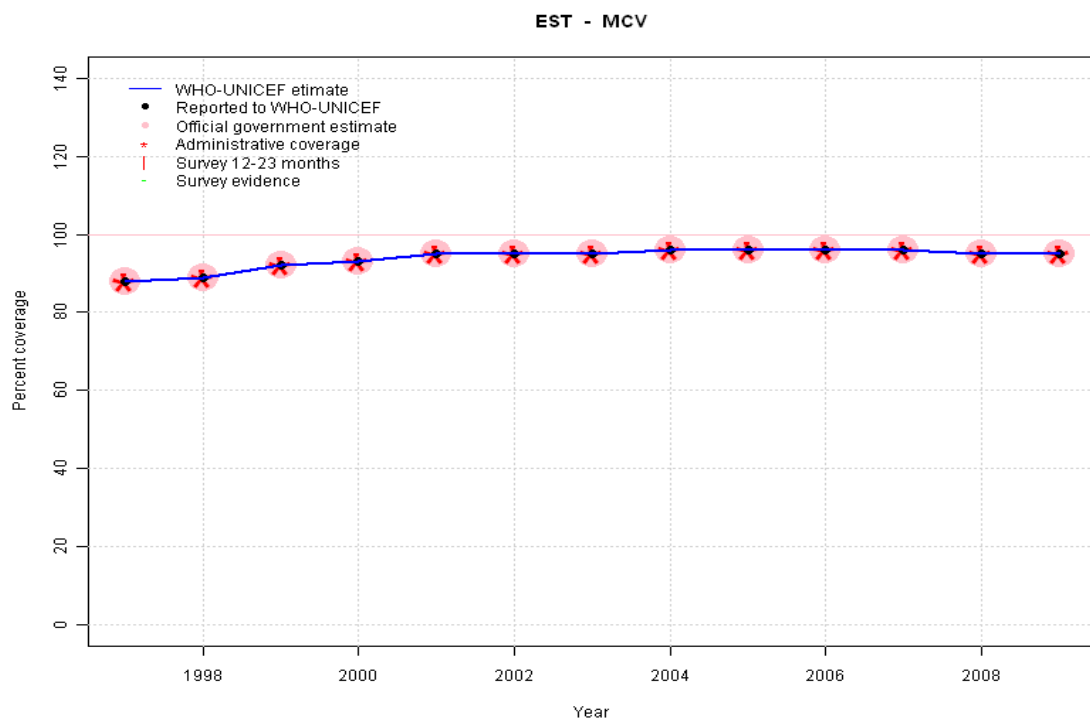


1997: Legacy estimate.  
 1998: Estimate based on reported data.  
 1999: Estimate based on reported data.  
 2000: Estimate based on reported data.  
 2001: Estimate based on reported data.  
 2002: Estimate based on reported data.  
 2003: Estimate based on reported data.  
 2004: Estimate based on reported data.  
 2005: Estimate based on reported data.  
 2006: Estimate based on reported data.  
 2007: Estimate based on reported data.  
 2008: Estimate based on reported data.  
 2009: Estimate based on reported data.

|                | 1997 | 1998 | 1999 | 2000 | 2001 | 2002 | 2003 | 2004 | 2005 | 2006 | 2007 | 2008 | 2009 |
|----------------|------|------|------|------|------|------|------|------|------|------|------|------|------|
| Estimate       | 86   | 88   | 91   | 93   | 94   | 94   | 95   | 95   | 96   | 95   | 95   | 95   | 95   |
| Reported       | 86   | 88   | 91   | 93   | 94   | 94   | 95   | 95   | 96   | 95   | 95   | 95   | 95   |
| Official       | 86   | 88   | 91   | 93   | 94   | 94   | 95   | 95   | 96   | 95   | 95   | 95   | 95   |
| Administrative | 86   | 88   | 91   | 93   | 94   | 94   | 95   | 95   | 96   | 95   | 95   | 95   | 95   |
| Survey         | NA   | NA   | NA   | NA   | NA   | NA   | NA   | NA   | NA   | NA   | NA   | NA   | NA   |

# Estonia - MCV

## Description:



1997: Legacy estimate.  
 1998: Estimate based on reported data.  
 1999: Estimate based on reported data.  
 2000: Estimate based on reported data.  
 2001: Estimate based on reported data.  
 2002: Estimate based on reported data.  
 2003: Estimate based on reported data.  
 2004: Estimate based on reported data.  
 2005: Estimate based on reported data.  
 2006: Estimate based on reported data.  
 2007: Estimate based on reported data.  
 2008: Estimate based on reported data.  
 2009: Estimate based on reported data.

|                | 1997 | 1998 | 1999 | 2000 | 2001 | 2002 | 2003 | 2004 | 2005 | 2006 | 2007 | 2008 | 2009 |
|----------------|------|------|------|------|------|------|------|------|------|------|------|------|------|
| Estimate       | 88   | 89   | 92   | 93   | 95   | 95   | 95   | 96   | 96   | 96   | 96   | 95   | 95   |
| Reported       | 88   | 89   | 92   | 93   | 95   | 95   | 95   | 96   | 96   | 96   | 96   | 95   | 95   |
| Official       | 88   | 89   | 92   | 93   | 95   | 95   | 95   | 96   | 96   | 96   | 96   | 95   | 95   |
| Administrative | 88   | 89   | 92   | 93   | 95   | 95   | 95   | 96   | 96   | 96   | 96   | 95   | 95   |
| Survey         | NA   | NA   | NA   | NA   | NA   | NA   | NA   | NA   | NA   | NA   | NA   | NA   | NA   |

# Estonia - HepB3

## Description:

2004: Estimate based on reported data. HepB introduced in 2003. Reporting started in 2004. Vaccine presentation is HepB .

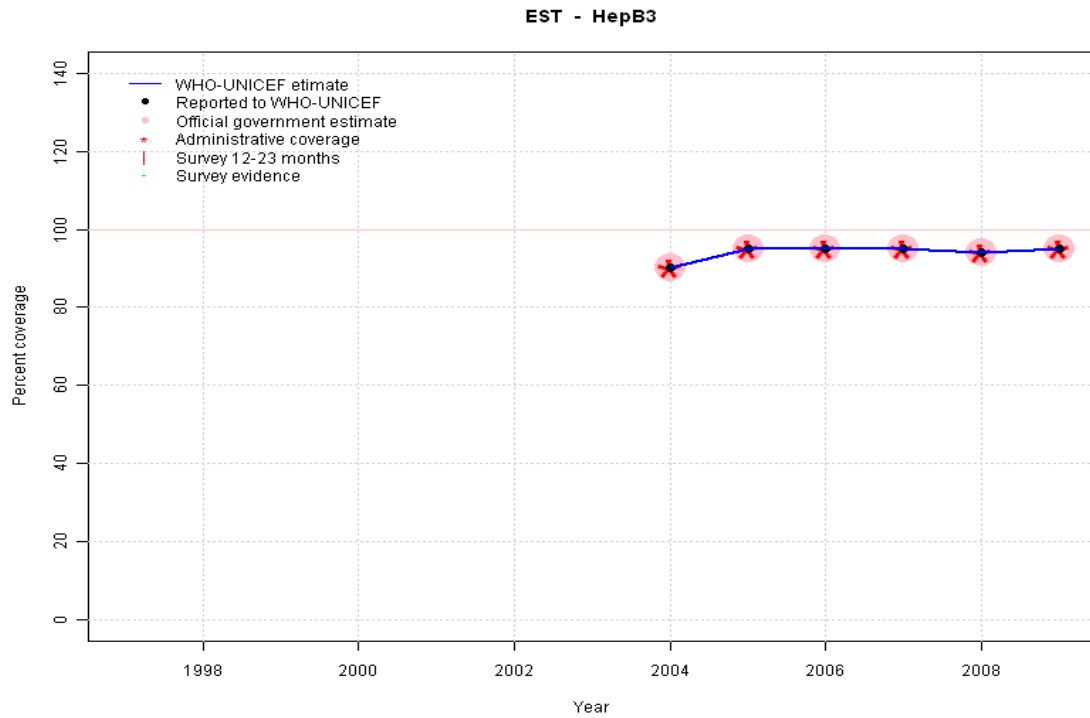
2005: Estimate based on reported data.

2006: Estimate based on reported data.

2007: Estimate based on reported data.

2008: Estimate based on reported data.

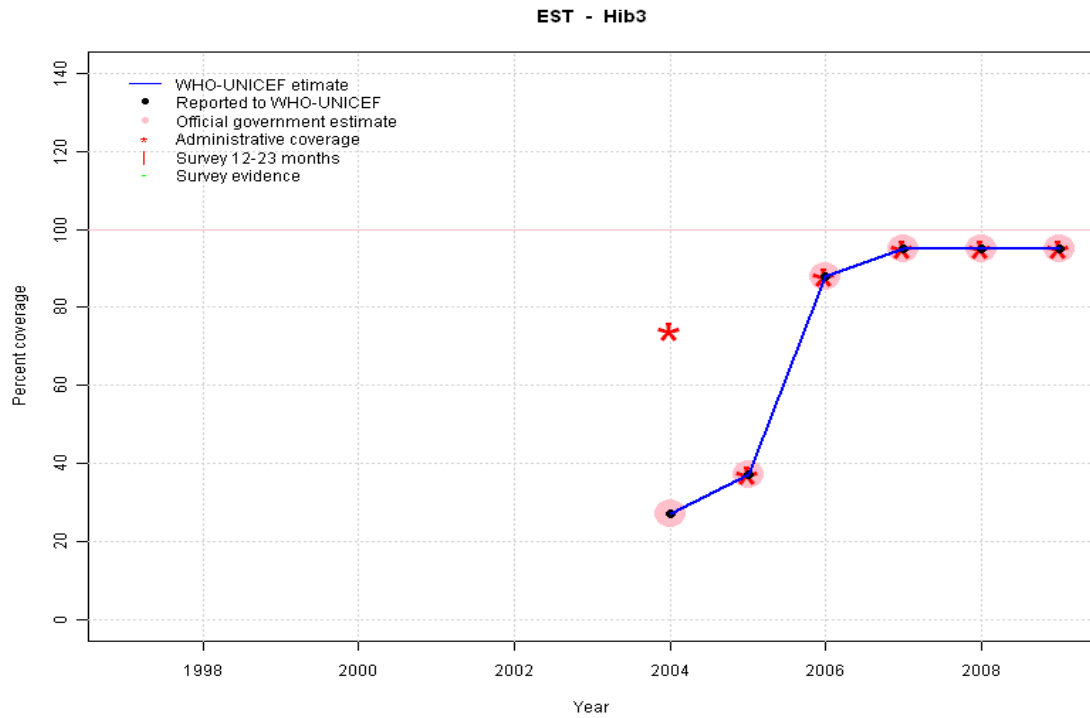
2009: Estimate based on reported data.



|                | 1997 | 1998 | 1999 | 2000 | 2001 | 2002 | 2003 | 2004 | 2005 | 2006 | 2007 | 2008 | 2009 |
|----------------|------|------|------|------|------|------|------|------|------|------|------|------|------|
| Estimate       | NA   | NA   | NA   | NA   | NA   | NA   | NA   | 90   | 95   | 95   | 95   | 94   | 95   |
| Reported       | NA   | NA   | NA   | NA   | NA   | NA   | NA   | 90   | 95   | 95   | 95   | 94   | 95   |
| Official       | NA   | NA   | NA   | NA   | NA   | NA   | NA   | 90   | 95   | 95   | 95   | 94   | 95   |
| Administrative | NA   | NA   | NA   | NA   | NA   | NA   | NA   | 90   | 95   | 95   | 95   | 94   | 95   |
| Survey         | NA   | NA   | NA   | NA   | NA   | NA   | NA   | NA   | NA   | NA   | NA   | NA   | NA   |

# Estonia - Hib3

## Description:



2004: Estimate based on reported data. Hib partially introduced in 2002 nationally in 2005 reporting started in 2004

2005: Estimate based on reported data.

2006: Estimate based on reported data.

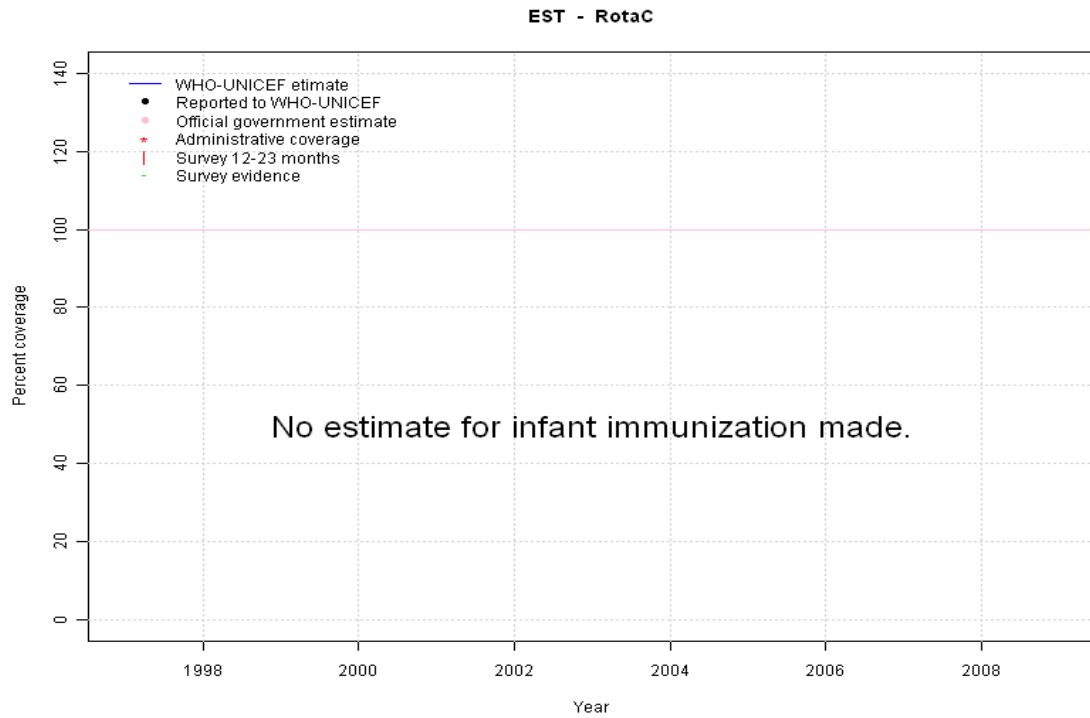
2007: Estimate based on reported data.

2008: Estimate based on reported data.

2009: Estimate based on reported data.

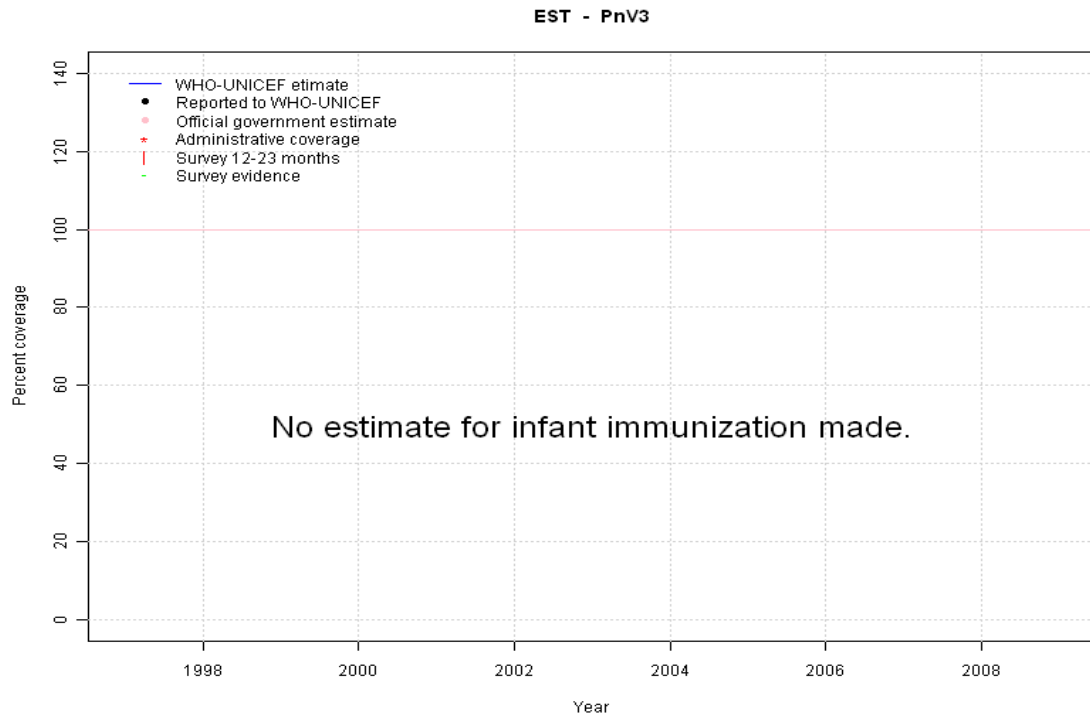
|                | 1997 | 1998 | 1999 | 2000 | 2001 | 2002 | 2003 | 2004 | 2005 | 2006 | 2007 | 2008 | 2009 |
|----------------|------|------|------|------|------|------|------|------|------|------|------|------|------|
| Estimate       | NA   | NA   | NA   | NA   | NA   | NA   | NA   | 27   | 37   | 88   | 95   | 95   | 95   |
| Reported       | NA   | NA   | NA   | NA   | NA   | NA   | NA   | 27   | 37   | 88   | 95   | 95   | 95   |
| Official       | NA   | NA   | NA   | NA   | NA   | NA   | NA   | 27   | 37   | 88   | 95   | 95   | 95   |
| Administrative | NA   | NA   | NA   | NA   | NA   | NA   | NA   | 74   | 37   | 88   | 95   | 95   | 95   |
| Survey         | NA   | NA   | NA   | NA   | NA   | NA   | NA   | NA   | NA   | NA   | NA   | NA   | NA   |

# Estonia - RotaC



|                | 1997 | 1998 | 1999 | 2000 | 2001 | 2002 | 2003 | 2004 | 2005 | 2006 | 2007 | 2008 | 2009 |
|----------------|------|------|------|------|------|------|------|------|------|------|------|------|------|
| Estimate       | NA   | NA   | NA   | NA   | NA   | NA   | NA   | NA   | NA   | NA   | NA   | NA   | NA   |
| Reported       | NA   | NA   | NA   | NA   | NA   | NA   | NA   | NA   | NA   | NA   | NA   | NA   | NA   |
| Official       | NA   | NA   | NA   | NA   | NA   | NA   | NA   | NA   | NA   | NA   | NA   | NA   | NA   |
| Administrative | NA   | NA   | NA   | NA   | NA   | NA   | NA   | NA   | NA   | NA   | NA   | NA   | NA   |
| Survey         | NA   | NA   | NA   | NA   | NA   | NA   | NA   | NA   | NA   | NA   | NA   | NA   | NA   |

# Estonia - PnV3



|                | 1997 | 1998 | 1999 | 2000 | 2001 | 2002 | 2003 | 2004 | 2005 | 2006 | 2007 | 2008 | 2009 |
|----------------|------|------|------|------|------|------|------|------|------|------|------|------|------|
| Estimate       | NA   | NA   | NA   | NA   | NA   | NA   | NA   | NA   | NA   | NA   | NA   | NA   | NA   |
| Reported       | NA   | NA   | NA   | NA   | NA   | NA   | NA   | NA   | NA   | NA   | NA   | NA   | NA   |
| Official       | NA   | NA   | NA   | NA   | NA   | NA   | NA   | NA   | NA   | NA   | NA   | NA   | NA   |
| Administrative | NA   | NA   | NA   | NA   | NA   | NA   | NA   | NA   | NA   | NA   | NA   | NA   | NA   |
| Survey         | NA   | NA   | NA   | NA   | NA   | NA   | NA   | NA   | NA   | NA   | NA   | NA   | NA   |

Further information and estimates for 1980-1996 are available at:

[http://www.childinfo.org/immunization\\_countryreports.html](http://www.childinfo.org/immunization_countryreports.html)

[http://www.who.int/immunization\\_monitoring/routine/immunization\\_coverage/en/index4.html](http://www.who.int/immunization_monitoring/routine/immunization_coverage/en/index4.html)