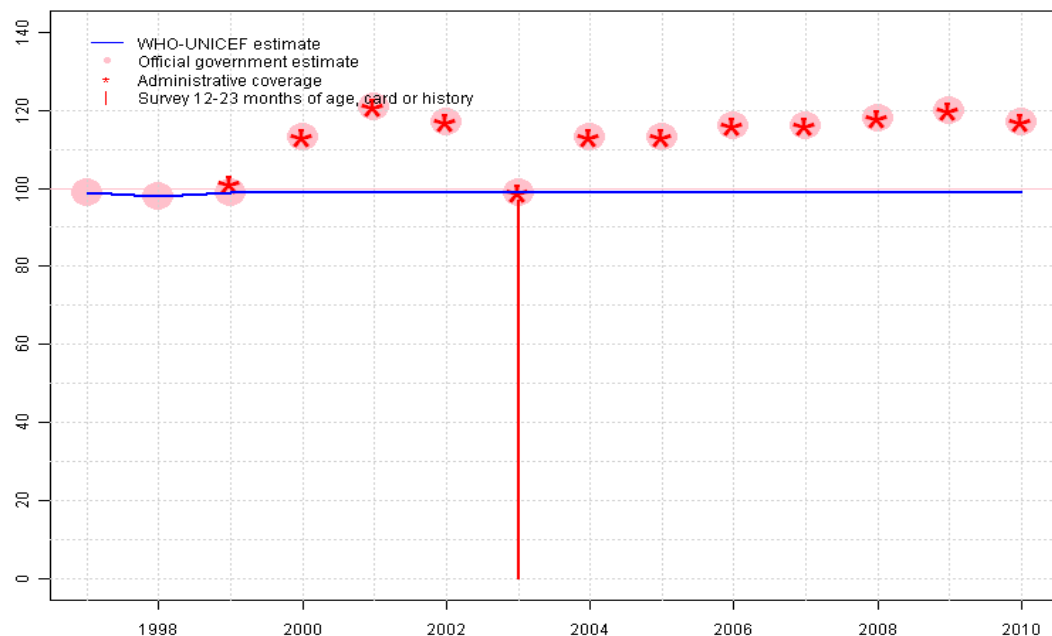


Ecuador - BCG

ECU - BCG



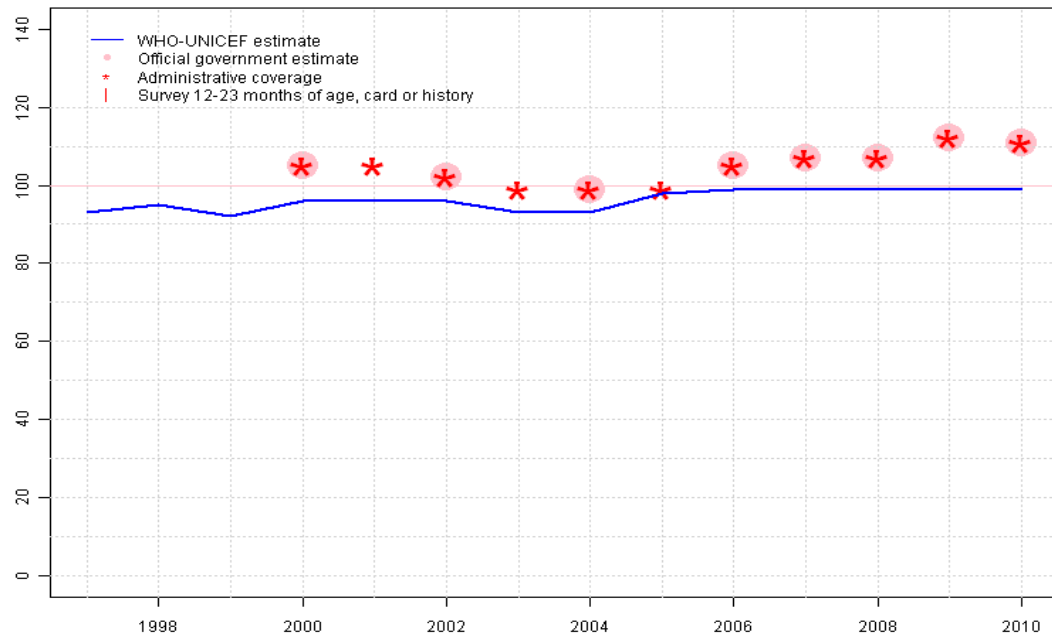
	1997	1998	1999	2000	2001	2002	2003	2004	2005	2006	2007	2008	2009	2010
Estimate	99	98	99	99	99	99	99	99	99	99	99	99	99	99
Official	99	98	99	113	121	117	99	113	113	116	116	118	120	117
Administrative	NA	NA	101	113	121	117	99	113	113	116	116	118	120	117
Survey	NA	NA	NA	NA	NA	NA	97	NA	NA	NA	NA	NA	NA	NA

Description:

- 1997: Legacy estimate. Estimated coverage has high uncertainty due to uncertainty in the estimated target population.
- 1998: Estimate based on reported data. Estimated coverage has high uncertainty due to uncertainty in the estimated target population.
- 1999: Estimate based on reported data. Estimated coverage has high uncertainty due to uncertainty in the estimated target population.
- 2000: Estimate based on extrapolation from 1999 value of 99 percent. Reported data of 113 percent greater than 100 percent. Estimated coverage has high uncertainty due to uncertainty in the estimated target population.
- 2001: Estimate based on extrapolation from 1999 value of 99 percent. Reported data of 121 percent greater than 100 percent. Estimated coverage has high uncertainty due to uncertainty in the estimated target population.
- 2002: Estimate based on extrapolation from 1999 value of 99 percent. Reported data of 117 percent greater than 100 percent. Estimated coverage has high uncertainty due to uncertainty in the estimated target population.
- 2003: Estimate based on extrapolation from 1999 value of 99 percent. Reported data not accepted due to a decline from 117 percent to 99 percent with a subsequent increase to 113 percent. Survey not accepted. Estimate based on reported data for other antigens. Estimated coverage has high uncertainty due to uncertainty in the estimated target population.
- 2004: Estimate based on extrapolation from 1999 value of 99 percent. Reported data of 113 percent greater than 100 percent. Estimated coverage has high uncertainty due to uncertainty in the estimated target population.
- 2005: Estimate based on extrapolation from 1999 value of 99 percent. Reported data of 113 percent greater than 100 percent. Estimated coverage has high uncertainty due to uncertainty in the estimated target population.
- 2006: Estimate based on extrapolation from 1999 value of 99 percent. Reported data of 116 percent greater than 100 percent. Estimated coverage has high uncertainty due to uncertainty in the estimated target population.
- 2007: Estimate based on extrapolation from 1999 value of 99 percent. Reported data of 116 percent greater than 100 percent. Estimated coverage has high uncertainty due to uncertainty in the estimated target population.
- 2008: Estimate based on extrapolation from 1999 value of 99 percent. Reported data of 118 percent greater than 100 percent. Estimated coverage has high uncertainty due to uncertainty in the estimated target population.
- 2009: Estimate based on extrapolation from 1999 value of 99 percent. Reported data of 120 percent greater than 100 percent. Estimated coverage has high uncertainty due to uncertainty in the estimated target population.
- 2010: Estimate based on extrapolation from 1999 value of 99 percent. Reported data of 117 percent greater than 100 percent. Estimated coverage has high uncertainty due to uncertainty in the estimated target population.

Ecuador - DTP1

ECU - DTP1



	1997	1998	1999	2000	2001	2002	2003	2004	2005	2006	2007	2008	2009	2010
Estimate	93	95	92	96	96	96	93	93	98	99	99	99	99	99
Official	NA	NA	NA	105	NA	102	NA	99	NA	105	107	107	112	111
Administrative	NA	NA	NA	105	105	102	99	99	99	105	107	107	112	111
Survey	NA	NA	NA	NA	NA	NA	NA	NA	NA	NA	NA	NA	NA	NA

Description:

- 1997: Legacy estimate. Estimated coverage has high uncertainty due to uncertainty in the estimated target population.
- 1998: No accepted DTP1 data. Estimate based on DTP3 coverage of 85. Estimated coverage has high uncertainty due to uncertainty in the estimated target population. Current estimate of 95 percent changed from previous revision value of 93 percent.
- 1999: No accepted DTP1 data. Estimate based on DTP3 coverage of 80. Estimated coverage has high uncertainty due to uncertainty in the estimated target population. Current estimate of 92 percent changed from previous revision value of 93 percent.
- 2000: No accepted DTP1 data. Estimate based on DTP3 coverage of 88. Reported data of 105 percent greater than 100 percent. Estimated coverage has high uncertainty due to uncertainty in the estimated target population. Current estimate of 96 percent changed from previous revision value of 93 percent.
- 2001: No accepted DTP1 data. Estimate based on DTP3 coverage of 90. Reported data of 105 percent greater than 100 percent. Estimated coverage has high uncertainty due to uncertainty in the estimated target population. Current estimate of 96 percent changed from previous revision value of 93 percent.
- 2002: No accepted DTP1 data. Estimate based on DTP3 coverage of 89. Reported data of 102 percent greater than 100 percent. Estimated coverage has high uncertainty due to uncertainty in the estimated target population. Current estimate of 96 percent changed from previous revision value of 93 percent.
- 2003: Reported data 99 percent calibrated to 1997 levels. Reported data of 99 percent estimated by extrapolating from 2003. Estimated coverage has high uncertainty due to uncertainty in the estimated target population.
- 2004: Reported data 99 percent calibrated to 1997 levels. Reported data of 99 percent estimated by extrapolating from 2003. Estimated coverage has high uncertainty due to uncertainty in the estimated target population.
- 2005: DTP1 coverage estimated based on DTP3 coverage of 94. Estimated coverage has high uncertainty due to uncertainty in the estimated target population. Current estimate of 98 percent changed from previous revision value of 93 percent.
- 2006: No accepted DTP1 data. Estimate based on DTP3 coverage of 98. Reported data of 105 percent greater than 100 percent. Estimated coverage has high uncertainty due to uncertainty in the estimated target population. Current estimate of 99 percent changed from previous revision value of 93 percent.
- 2007: Estimate based on interpolation between 2006 and 2008. Reported data of 107 percent greater than 100 percent. Estimated coverage has high uncertainty due to uncertainty in the estimated target population. Current estimate of 99 percent changed from previous revision value of 93 percent.
- 2008: No accepted DTP1 data. Estimate based on DTP3 coverage of 99. Reported

Ecuador - DTP1

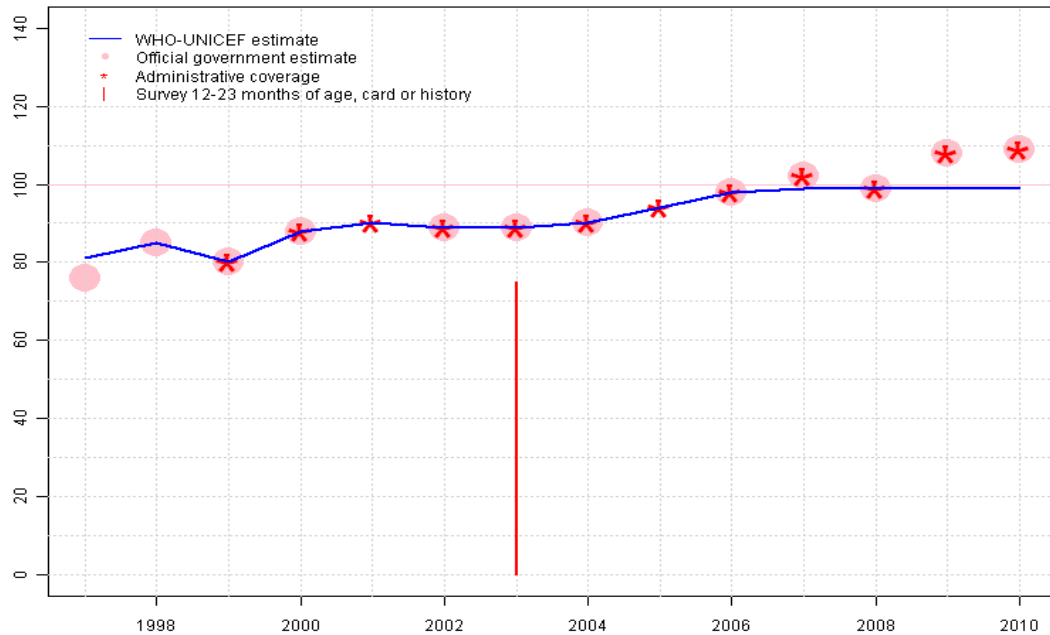
data of 107 percent greater than 100 percent. Estimated coverage has high uncertainty due to uncertainty in the estimated target population. Current estimate of 99 percent changed from previous revision value of 93 percent.

2009: Estimate based on extrapolation from 2008 value of 99 percent. Reported data of 112 percent greater than 100 percent. Estimated coverage has high uncertainty due to uncertainty in the estimated target population. Current estimate of 99 percent changed from previous revision value of 93 percent.

2010: Estimate based on extrapolation from 2008 value of 99 percent. Reported data of 111 percent greater than 100 percent. Estimated coverage has high uncertainty due to uncertainty in the estimated target population.

Ecuador - DTP3

ECU - DTP3



	1997	1998	1999	2000	2001	2002	2003	2004	2005	2006	2007	2008	2009	2010
Estimate	81	85	80	88	90	89	89	90	94	98	99	99	99	99
Official	76	85	80	88	NA	89	89	90	NA	98	102	99	108	109
Administrative	NA	NA	80	88	90	89	89	90	94	98	102	99	108	109
Survey	NA	NA	NA	NA	NA	NA	75	NA	NA	NA	NA	NA	NA	NA

Description:

- 1997: Legacy estimate. Estimated coverage has high uncertainty due to uncertainty in the estimated target population.
- 1998: Estimate based on reported data. Estimated coverage has high uncertainty due to uncertainty in the estimated target population. Current estimate of 85 percent changed from previous revision value of 80 percent.
- 1999: Estimate based on reported data. Estimated coverage has high uncertainty due to uncertainty in the estimated target population. Current estimate of 80 percent changed from previous revision value of 79 percent.
- 2000: Estimate based on reported data. Estimated coverage has high uncertainty due to uncertainty in the estimated target population. Current estimate of 88 percent changed from previous revision value of 78 percent.
- 2001: Estimate based on reported data. Estimated coverage has high uncertainty due to uncertainty in the estimated target population. Current estimate of 90 percent changed from previous revision value of 77 percent.
- 2002: Estimate based on reported data. Estimated coverage has high uncertainty due to uncertainty in the estimated target population. Current estimate of 89 percent changed from previous revision value of 76 percent.
- 2003: Estimate based on reported data. Survey not accepted. Data not available for DTP1 and HepB3. No CARD only data to adjust for recall bias. Estimated coverage has high uncertainty due to uncertainty in the estimated target population. Current estimate of 89 percent changed from previous revision value of 75 percent.
- 2004: Estimate based on reported data. Estimated coverage has high uncertainty due to uncertainty in the estimated target population. Current estimate of 90 percent changed from previous revision value of 75 percent.
- 2005: Estimate based on reported data. Estimated coverage has high uncertainty due to uncertainty in the estimated target population. Current estimate of 94 percent changed from previous revision value of 75 percent.
- 2006: Estimate based on reported data. Estimated coverage has high uncertainty due to uncertainty in the estimated target population. Current estimate of 98 percent changed from previous revision value of 75 percent.
- 2007: Estimate based on interpolation between 2006 and 2008. Reported data of 102 percent greater than 100 percent. Estimated coverage has high uncertainty due to uncertainty in the estimated target population. Current estimate of 99 percent changed from previous revision value of 75 percent.
- 2008: Estimate based on reported data. Estimated coverage has high uncertainty due to uncertainty in the estimated target population. Current estimate of 99 percent changed from previous revision value of 75 percent.
- 2009: Estimate based on extrapolation from 2008 value of 99 percent. Reported data of 108 percent greater than 100 percent. Estimated coverage has high uncertainty due to uncertainty in the estimated target population. Current

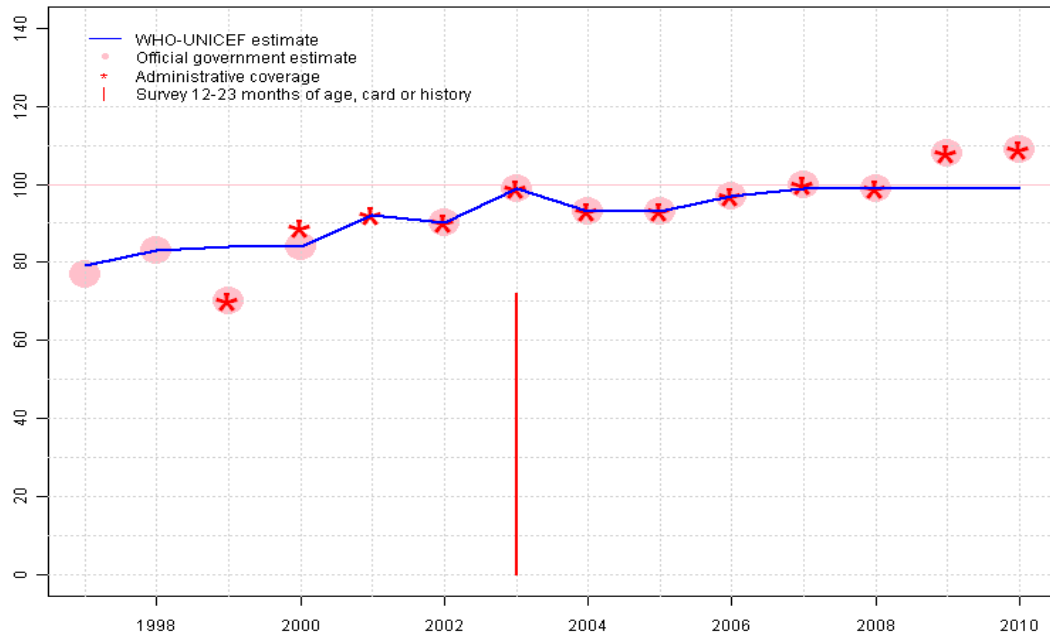
Ecuador - DTP3

estimate of 99 percent changed from previous revision value of 75 percent.

2010: Estimate based on extrapolation from 2008 value of 99 percent. Reported data of 109 percent greater than 100 percent. Estimated coverage has high uncertainty due to uncertainty in the estimated target population.

Ecuador - Pol3

ECU - Pol3



	1997	1998	1999	2000	2001	2002	2003	2004	2005	2006	2007	2008	2009	2010
Estimate	79	83	84	84	92	90	99	93	93	97	99	99	99	99
Official	77	83	70	84	NA	90	99	93	93	97	100	99	108	109
Administrative	NA	NA	70	89	92	90	99	93	93	97	100	99	108	109
Survey	NA	NA	NA	NA	NA	NA	72	NA	NA	NA	NA	NA	NA	NA

Description:

- 1997: Legacy estimate. Estimated coverage has high uncertainty due to uncertainty in the estimated target population.
- 1998: Estimate based on reported data. Estimated coverage has high uncertainty due to uncertainty in the estimated target population. Current estimate of 83 percent changed from previous revision value of 78 percent.
- 1999: Estimate based on interpolation between 1998 and 2000. Reported data not accepted due to a decline from 83 percent to 70 percent with a subsequent increase to 84 percent. Estimated coverage has high uncertainty due to uncertainty in the estimated target population. Current estimate of 84 percent changed from previous revision value of 77 percent.
- 2000: Estimate based on reported data. Estimated coverage has high uncertainty due to uncertainty in the estimated target population. Current estimate of 84 percent changed from previous revision value of 76 percent.
- 2001: Estimate based on reported data. Estimated coverage has high uncertainty due to uncertainty in the estimated target population. Current estimate of 92 percent changed from previous revision value of 74 percent.
- 2002: Estimate based on reported data. Estimated coverage has high uncertainty due to uncertainty in the estimated target population. Current estimate of 90 percent changed from previous revision value of 73 percent.
- 2003: Estimate based on reported data. Survey not accepted. Data not available for DTP1 or HepB3. No CARD only data available to adjust for recall bias. Estimated coverage has high uncertainty due to uncertainty in the estimated target population. Current estimate of 99 percent changed from previous revision value of 72 percent.
- 2004: Estimate based on reported data. Estimated coverage has high uncertainty due to uncertainty in the estimated target population. Current estimate of 93 percent changed from previous revision value of 72 percent.
- 2005: Estimate based on reported data. Estimated coverage has high uncertainty due to uncertainty in the estimated target population. Current estimate of 93 percent changed from previous revision value of 72 percent.
- 2006: Estimate based on reported data. Estimated coverage has high uncertainty due to uncertainty in the estimated target population. Current estimate of 97 percent changed from previous revision value of 72 percent.
- 2007: Estimate based on reported data. Estimated coverage has high uncertainty due to uncertainty in the estimated target population. Current estimate of 99 percent changed from previous revision value of 72 percent.
- 2008: Estimate based on reported data. Estimated coverage has high uncertainty due to uncertainty in the estimated target population. Current estimate of 99 percent changed from previous revision value of 72 percent.
- 2009: Estimate based on extrapolation from 2008 value of 99 percent. Reported data of 108 percent greater than 100 percent. Estimated coverage has high

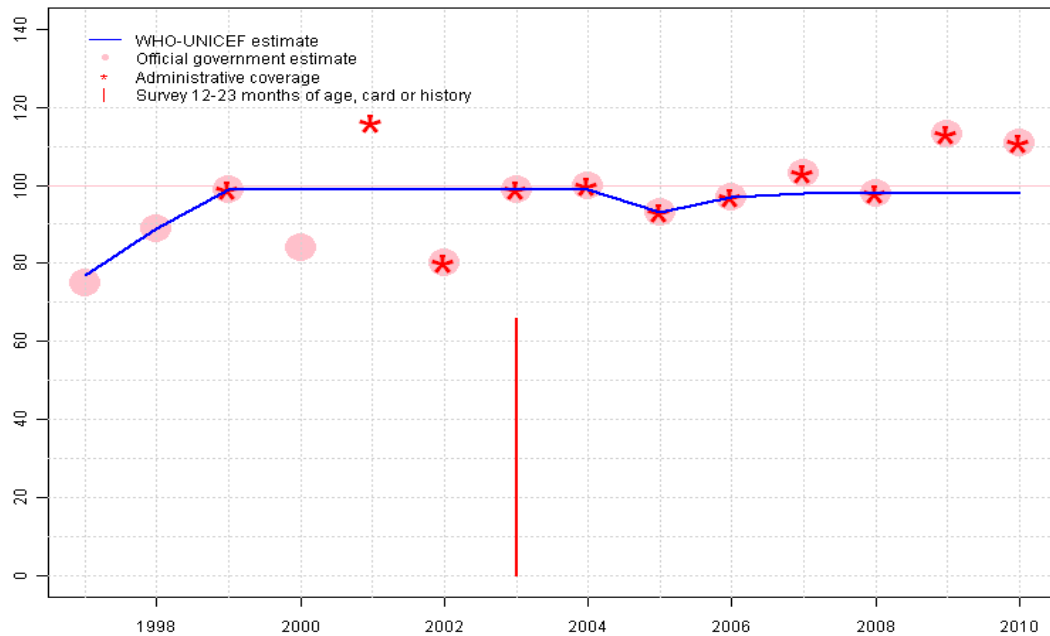
Ecuador - Pol3

uncertainty due to uncertainty in the estimated target population. Current estimate of 99 percent changed from previous revision value of 72 percent.

2010: Estimate based on extrapolation from 2008 value of 99 percent. Reported data of 109 percent greater than 100 percent. Estimated coverage has high uncertainty due to uncertainty in the estimated target population.

Ecuador - MCV

ECU - MCV



	1997	1998	1999	2000	2001	2002	2003	2004	2005	2006	2007	2008	2009	2010
Estimate	77	89	99	99	99	99	99	99	93	97	98	98	98	98
Official	75	89	99	84	NA	80	99	100	93	97	103	98	113	111
Administrative	NA	NA	99	NA	116	80	99	100	93	97	103	98	113	111
Survey	NA	NA	NA	NA	NA	NA	66	NA	NA	NA	NA	NA	NA	NA

Description:

- 1997: Legacy estimate. Estimated coverage has high uncertainty due to uncertainty in the estimated target population.
- 1998: Estimate based on reported data. Estimated coverage has high uncertainty due to uncertainty in the estimated target population. Current estimate of 89 percent changed from previous revision value of 75 percent.
- 1999: Estimate based on reported data. Estimated coverage has high uncertainty due to uncertainty in the estimated target population. Current estimate of 99 percent changed from previous revision value of 73 percent.
- 2000: Estimate based on interpolation between 1999 and 2003. Reported data not accepted due to a decline from 99 percent to 84 percent with a subsequent increase to 116 percent. Estimated coverage has high uncertainty due to uncertainty in the estimated target population. Current estimate of 99 percent changed from previous revision value of 72 percent.
- 2001: Estimate based on interpolation between 1999 and 2003. Reported data of 116 percent greater than 100 percent. Reported data not accepted due to an increase from 84 percent to 116 percent with a subsequent decrease to 80 percent. Estimated coverage has high uncertainty due to uncertainty in the estimated target population. Current estimate of 99 percent changed from previous revision value of 70 percent.
- 2002: Estimate based on interpolation between 1999 and 2003. Reported data not accepted due to a decline from 116 percent to 80 percent with a subsequent increase to 99 percent. Estimated coverage has high uncertainty due to uncertainty in the estimated target population. Current estimate of 99 percent changed from previous revision value of 68 percent.
- 2003: Estimate based on reported data. Survey not accepted. Survey results likely underestimate coverage. Measles vaccination recommended between 12 and 23 months of age. Survey cohort of 12-23 months of age includes children still eligible for vaccination. Estimated coverage has high uncertainty due to uncertainty in the estimated target population. Current estimate of 99 percent changed from previous revision value of 66 percent.
- 2004: Estimate based on reported data. Estimated coverage has high uncertainty due to uncertainty in the estimated target population. Current estimate of 99 percent changed from previous revision value of 66 percent.
- 2005: Estimate based on reported data. Estimated coverage has high uncertainty due to uncertainty in the estimated target population. Current estimate of 93 percent changed from previous revision value of 66 percent.
- 2006: Estimate based on reported data. Estimated coverage has high uncertainty due to uncertainty in the estimated target population. Current estimate of 97 percent changed from previous revision value of 66 percent.
- 2007: Estimate based on interpolation between 2006 and 2008. Reported data of 103 percent greater than 100 percent. Estimated coverage has high un-

Ecuador - MCV

certainty due to uncertainty in the estimated target population. Current estimate of 98 percent changed from previous revision value of 66 percent.

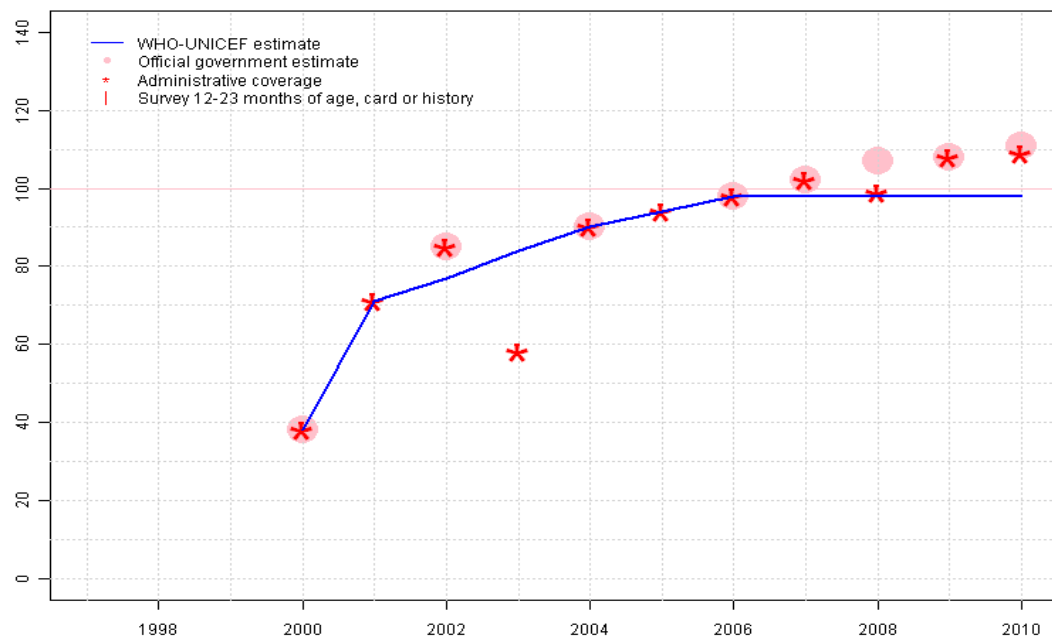
2008: Estimate based on reported data. Estimated coverage has high uncertainty due to uncertainty in the estimated target population. Current estimate of 98 percent changed from previous revision value of 66 percent.

2009: Estimate based on extrapolation from 2008 value of 98 percent. Reported data of 113 percent greater than 100 percent. Estimated coverage has high uncertainty due to uncertainty in the estimated target population. Current estimate of 98 percent changed from previous revision value of 66 percent.

2010: Estimate based on extrapolation from 2008 value of 98 percent. Reported data of 111 percent greater than 100 percent. Estimated coverage has high uncertainty due to uncertainty in the estimated target population.

Ecuador - HepB3

ECU - HepB3



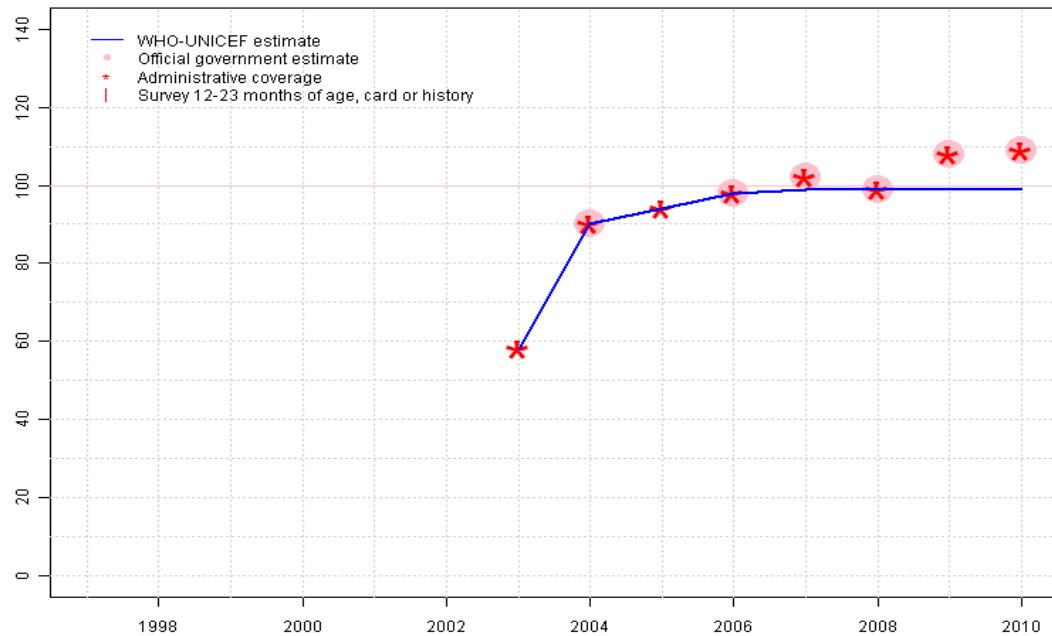
	1997	1998	1999	2000	2001	2002	2003	2004	2005	2006	2007	2008	2009	2010
Estimate	NA	NA	NA	38	71	77	84	90	94	98	98	98	98	98
Official	NA	NA	NA	38	NA	85	NA	90	NA	98	102	107	108	111
Administrative	NA	NA	NA	38	71	85	58	90	94	98	102	99	108	109
Survey	NA	NA	NA	NA	NA	NA	NA	NA	NA	NA	NA	NA	NA	NA

Description:

- 2000: Estimate based on reported data. Estimated coverage has high uncertainty due to uncertainty in the estimated target population. HepB introduced in 1999. Reporting started in 2000. Vaccine presentation is DTP-HepB-Hib.
- 2001: Estimate based on reported data. Estimated coverage has high uncertainty due to uncertainty in the estimated target population.
- 2002: Estimate based on interpolation between 2001 and 2004. Reported data not accepted due to an increase from 71 percent to 85 percent with a subsequent decrease to 58 percent. Estimated coverage has high uncertainty due to uncertainty in the estimated target population. Current estimate of 77 percent changed from previous revision value of 85 percent.
- 2003: Estimate based on interpolation between 2001 and 2004. Reported data not accepted due to a decline from 85 percent to 58 percent with a subsequent increase to 90 percent. Estimated coverage has high uncertainty due to uncertainty in the estimated target population. Decline associated with replacement of monovalent hepatitis B vaccine with DTP-HepB-Hib combination vaccine. Current estimate of 84 percent changed from previous revision value of 58 percent.
- 2004: Estimate based on reported data. Estimated coverage has high uncertainty due to uncertainty in the estimated target population. Current estimate of 90 percent changed from previous revision value of 75 percent.
- 2005: Estimate based on reported data. Estimated coverage has high uncertainty due to uncertainty in the estimated target population. Current estimate of 94 percent changed from previous revision value of 75 percent.
- 2006: Estimate based on reported data. Estimated coverage has high uncertainty due to uncertainty in the estimated target population. Current estimate of 98 percent changed from previous revision value of 75 percent.
- 2007: Estimate based on extrapolation from 2006 value of 98 percent. Reported data of 102 percent greater than 100 percent. Estimated coverage has high uncertainty due to uncertainty in the estimated target population. Current estimate of 98 percent changed from previous revision value of 75 percent.
- 2008: Estimate based on extrapolation from 2006 value of 98 percent. Reported data of 107 percent greater than 100 percent. Estimated coverage has high uncertainty due to uncertainty in the estimated target population. Current estimate of 98 percent changed from previous revision value of 75 percent.
- 2009: Estimate based on extrapolation from 2006 value of 98 percent. Reported data of 108 percent greater than 100 percent. Estimated coverage has high uncertainty due to uncertainty in the estimated target population. Current estimate of 98 percent changed from previous revision value of 75 percent.
- 2010: Estimate based on extrapolation from 2006 value of 98 percent. Reported data of 111 percent greater than 100 percent. Estimated coverage has high uncertainty due to uncertainty in the estimated target population.

Ecuador - Hib3

ECU - Hib3



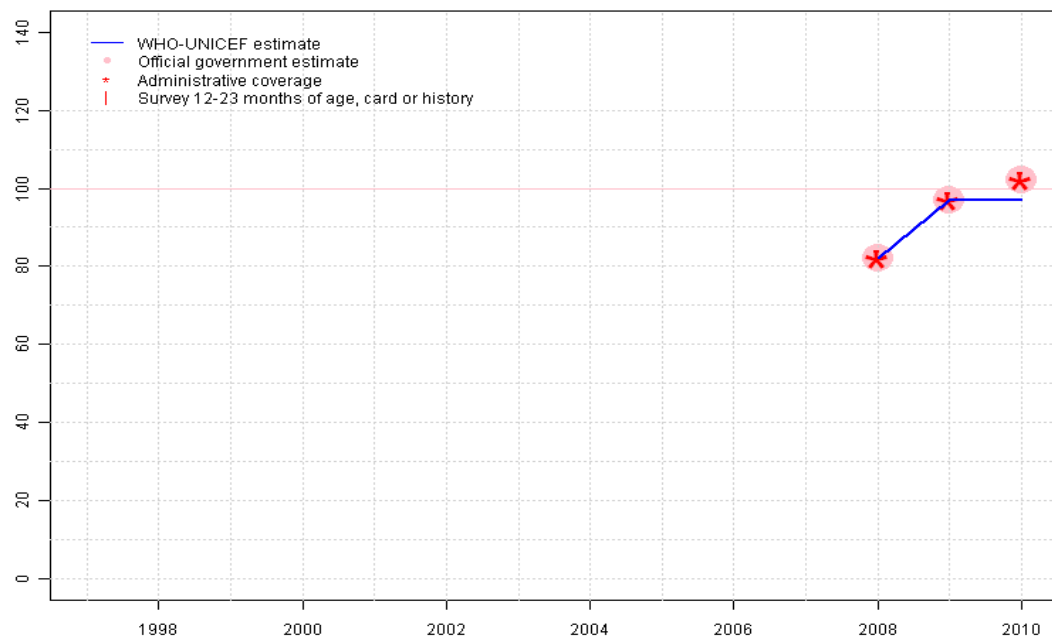
Description:

- 2003: Estimate based on reported data. Estimated coverage has high uncertainty due to uncertainty in the estimated target population. Hib introduced in 2003 Vaccine presentation is DTP-HepB-Hib.
- 2004: Estimate based on reported data. Estimated coverage has high uncertainty due to uncertainty in the estimated target population. Current estimate of 90 percent changed from previous revision value of 75 percent.
- 2005: Estimate based on reported data. Estimated coverage has high uncertainty due to uncertainty in the estimated target population. Current estimate of 94 percent changed from previous revision value of 75 percent.
- 2006: Estimate based on reported data. Estimated coverage has high uncertainty due to uncertainty in the estimated target population. Current estimate of 98 percent changed from previous revision value of 75 percent.
- 2007: Estimate based on interpolation between 2006 and 2008. Reported data of 102 percent greater than 100 percent. Estimated coverage has high uncertainty due to uncertainty in the estimated target population. Current estimate of 99 percent changed from previous revision value of 75 percent.
- 2008: Estimate based on reported data. Estimated coverage has high uncertainty due to uncertainty in the estimated target population. Current estimate of 99 percent changed from previous revision value of 75 percent.
- 2009: Estimate based on extrapolation from 2008 value of 99 percent. Reported data of 108 percent greater than 100 percent. Estimated coverage has high uncertainty due to uncertainty in the estimated target population. Current estimate of 99 percent changed from previous revision value of 75 percent.
- 2010: Estimate based on extrapolation from 2008 value of 99 percent. Reported data of 109 percent greater than 100 percent. Estimated coverage has high uncertainty due to uncertainty in the estimated target population.

	1997	1998	1999	2000	2001	2002	2003	2004	2005	2006	2007	2008	2009	2010
Estimate	NA	NA	NA	NA	NA	NA	58	90	94	98	99	99	99	99
Official	NA	NA	NA	NA	NA	NA	NA	90	NA	98	102	99	108	109
Administrative	NA	NA	NA	NA	NA	NA	58	90	94	98	102	99	108	109
Survey	NA	NA	NA	NA	NA	NA	NA	NA	NA	NA	NA	NA	NA	NA

Ecuador - RotaC

ECU - RotaC



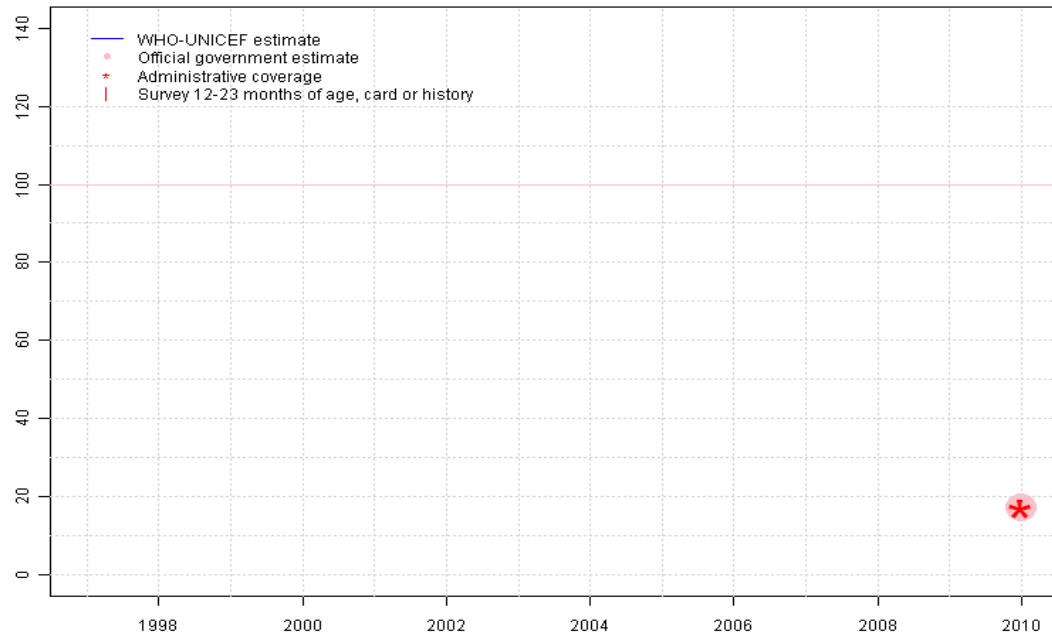
Description:

- 2008: Estimate based on reported data. Estimated coverage has high uncertainty due to uncertainty in the estimated target population. Rota introduced in 2007, reporting began in 2008. Current estimate of 82 percent changed from previous revision value of 58 percent.
- 2009: Estimate based on reported data. Estimated coverage has high uncertainty due to uncertainty in the estimated target population. Current estimate of 97 percent changed from previous revision value of 64 percent.
- 2010: Estimate based on extrapolation from 2009 value of 97 percent. Reported data of 102 percent greater than 100 percent. Estimated coverage has high uncertainty due to uncertainty in the estimated target population.

	1997	1998	1999	2000	2001	2002	2003	2004	2005	2006	2007	2008	2009	2010
Estimate	NA	NA	NA	NA	NA	NA	NA	NA	NA	NA	NA	82	97	97
Official	NA	NA	NA	NA	NA	NA	NA	NA	NA	NA	NA	82	97	102
Administrative	NA	NA	NA	NA	NA	NA	NA	NA	NA	NA	NA	82	97	102
Survey	NA	NA	NA	NA	NA	NA	NA	NA	NA	NA	NA	NA	NA	NA

Ecuador - PcV3

ECU - PcV3



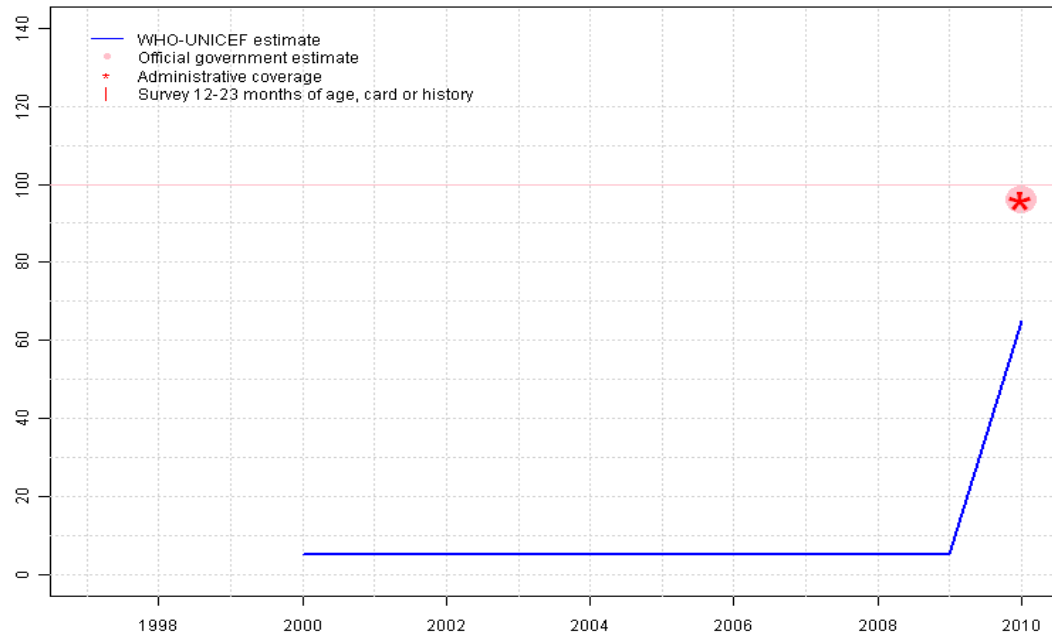
Description:

2010: Estimate based on reported data. Estimated coverage has high uncertainty due to uncertainty in the estimated target population. PCV was introduced in 2010.

	1997	1998	1999	2000	2001	2002	2003	2004	2005	2006	2007	2008	2009	2010
Estimate	NA	NA	NA	NA	NA	NA	NA	NA	NA	NA	NA	NA	NA	17
Official	NA	NA	NA	NA	NA	NA	NA	NA	NA	NA	NA	NA	NA	17
Administrative	NA	NA	NA	NA	NA	NA	NA	NA	NA	NA	NA	NA	NA	17
Survey	NA	NA	NA	NA	NA	NA	NA	NA	NA	NA	NA	NA	NA	NA

Ecuador - YFV

ECU - YFV



	1997	1998	1999	2000	2001	2002	2003	2004	2005	2006	2007	2008	2009	2010
Estimate	NA	NA	NA	5	5	5	5	5	5	5	5	5	5	65
Official	NA	NA	NA	NA	NA	NA	NA	NA	NA	NA	NA	NA	NA	96
Administrative	NA	NA	NA	NA	NA	NA	NA	NA	NA	NA	NA	NA	NA	96
Survey	NA	NA	NA	NA	NA	NA	NA	NA	NA	NA	NA	NA	NA	NA

Description:

- 2000: Routine infant immunization recommended in high risk areas which comprises approximately 5 percent of the national birth cohort. Estimated coverage has high uncertainty due to uncertainty in the estimated target population.
- 2001: Routine infant immunization recommended in high risk areas which comprises approximately 5 percent of the national birth cohort. Estimated coverage has high uncertainty due to uncertainty in the estimated target population.
- 2002: Routine infant immunization recommended in high risk areas which comprises approximately 5 percent of the national birth cohort. Estimated coverage has high uncertainty due to uncertainty in the estimated target population.
- 2003: Routine infant immunization recommended in high risk areas which comprises approximately 5 percent of the national birth cohort. Estimated coverage has high uncertainty due to uncertainty in the estimated target population.
- 2004: Routine infant immunization recommended in high risk areas which comprises approximately 5 percent of the national birth cohort. Estimated coverage has high uncertainty due to uncertainty in the estimated target population.
- 2005: Routine infant immunization recommended in high risk areas which comprises approximately 5 percent of the national birth cohort. Estimated coverage has high uncertainty due to uncertainty in the estimated target population.
- 2006: Routine infant immunization recommended in high risk areas which comprises approximately 5 percent of the national birth cohort. Estimated coverage has high uncertainty due to uncertainty in the estimated target population.
- 2007: Routine infant immunization recommended in high risk areas which comprises approximately 5 percent of the national birth cohort. Estimated coverage has high uncertainty due to uncertainty in the estimated target population.
- 2008: Routine infant immunization recommended in high risk areas which comprises approximately 5 percent of the national birth cohort. Estimated coverage has high uncertainty due to uncertainty in the estimated target population.
- 2009: Routine infant immunization recommended in high risk areas which comprises approximately 5 percent of the national birth cohort. Estimated coverage has high uncertainty due to uncertainty in the estimated target population.
- 2010: Estimates calibrated to measles level. Estimated coverage has high uncertainty.

Ecuador - YFV

tainty due to uncertainty in the estimated target population. Routine infant immunization is national.

Ecuador - survey details

2003 Encuesta Demográfica y de Salud Materna e Infantil (ENDEMAIN-2004)

Vaccine	Confirmation method	Coverage	Age cohort	Sample	Cards seen
BCG	Card or History	97	12-23 m	788	72
BCG	C or H <12 months	93	12-23 m	788	72
DTP3	Card or History	75	12-23 m	788	72
DTP3	C or H <12 months	70	12-23 m	788	72
MCV	Card or History	66	12-23 m	788	72
MCV	C or H <12 months	18	12-23 m	788	72
Pol3	Card or History	72	12-23 m	788	72
Pol3	C or H <12 months	68	12-23 m	788	72

1998 República del Ecuador, Encuesta Demográfica y de Salud Materna e Infantil Endemain-99, 2001

Vaccine	Confirmation method	Coverage	Age cohort	Sample	Cards seen
BCG	Card	58	12-23 m	679	60
DTP1	Card	58	12-23 m	679	60
DTP3	Card	52	12-23 m	679	60
MCV	Card	46	12-23 m	679	60
Pol1	Card	58	12-23 m	679	60
Pol3	Card	52	12-23 m	679	60

Further information and estimates for 1980-1996 are available at:

http://www.childinfo.org/immunization_countryreports.html

http://www.who.int/immunization_monitoring/routine/immunization_coverage/en/index4.html

Ecuador

WHO/UNICEF Estimates of Protection at Birth (PAB) against tetanus

In countries where tetanus is recommended for girls and women coverage is usually reported as "TT2+", i.e. the proportion of (pregnant) women who have received their second or superior TT dose in a given year. TT2 + coverage, however, can under-represent the actual proportion of births that are protected against tetanus as it does not include women who have previously received protective doses, women who received one dose without documentation of previous doses, and women who received doses in TT (or Td) supplemental immunization activities (SIA). In addition, girls who have received DTP in their childhood and are entering childbearing age, may be protected with TT booster doses.

WHO and UNICEF have developed a model that takes into account the above scenarios, and calculates the proportion of births in a given year that can be considered as having been protected against tetanus - "Protection at Birth".

In this model, annual cohorts of women are followed from infancy through their life. A proportion receive DTP in infancy (estimated based on the WHO-UNICEF estimates of DTP3 coverage). In addition some of these women also receive TT through routine services when they are pregnant and may also receive TT during SIAs. The model also adjusts reported data, taking into account coverage patterns in other years, and/or results available through surveys. The duration of protection is then calculated, based on WHO estimates of the duration of protection by doses ever received. The proportion of births that are protected against tetanus as a result of maternal immunization reflects the tetanus immunization received by the mother throughout her life rather than simply the TT immunizations received during the current pregnancy.

Year	PAB coverage estimate (%)
1997	37
1998	38
1999	40
2000	42
2001	57
2002	58
2003	60
2004	60
2005	65
2006	72
2007	72
2008	73
2009	73
2010	74

¹ This model is described in: Griffiths U., Wolfson L., Quddus A., Younus M., Hafiz R.. Incremental cost-effectiveness of supplementary immunization activities to prevent neo-natal tetanus in Pakistan. Bulletin of the World Health Organization 2004; 82:643-651.