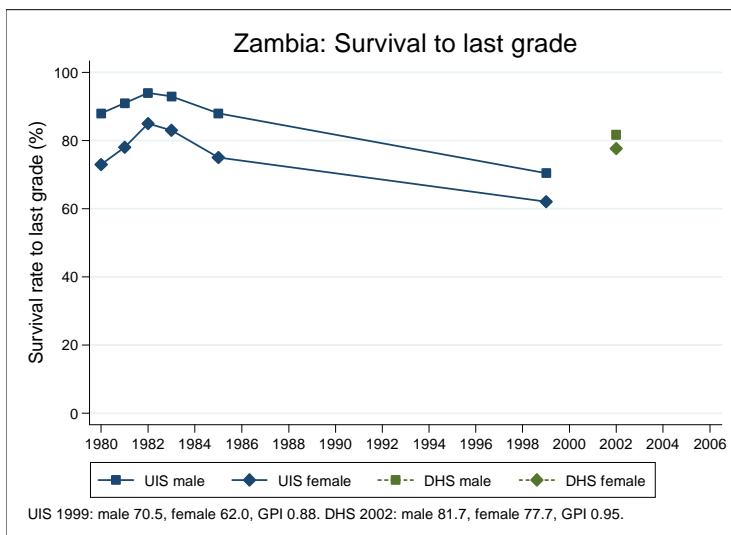
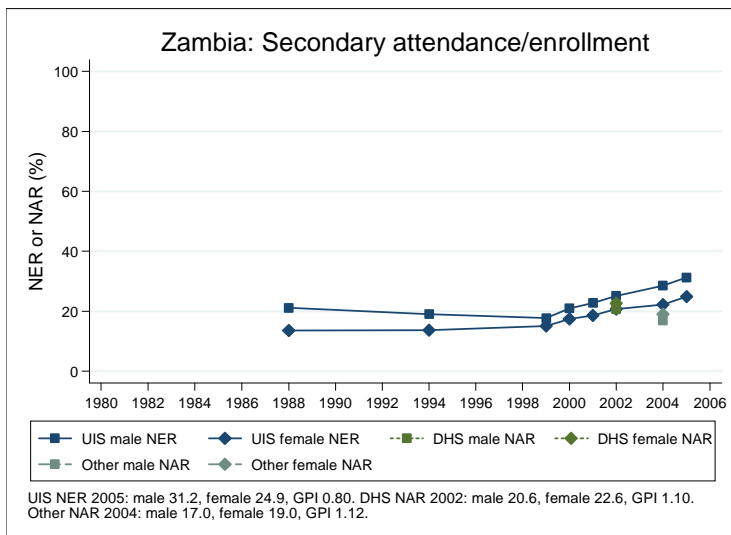
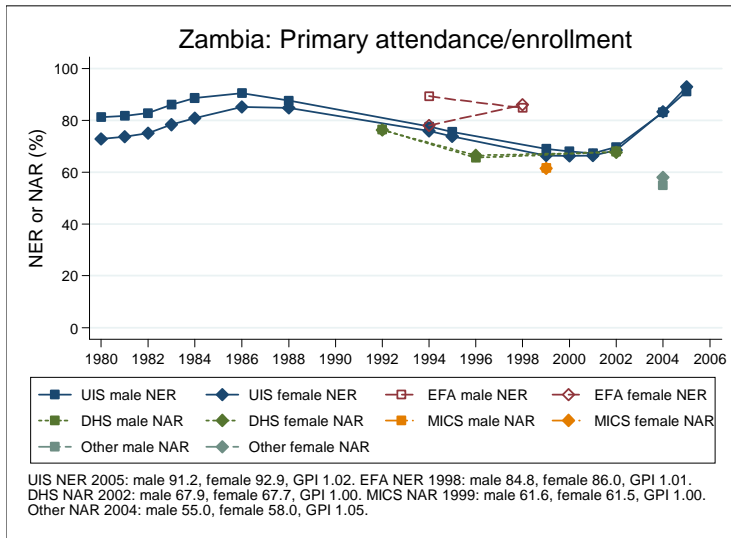
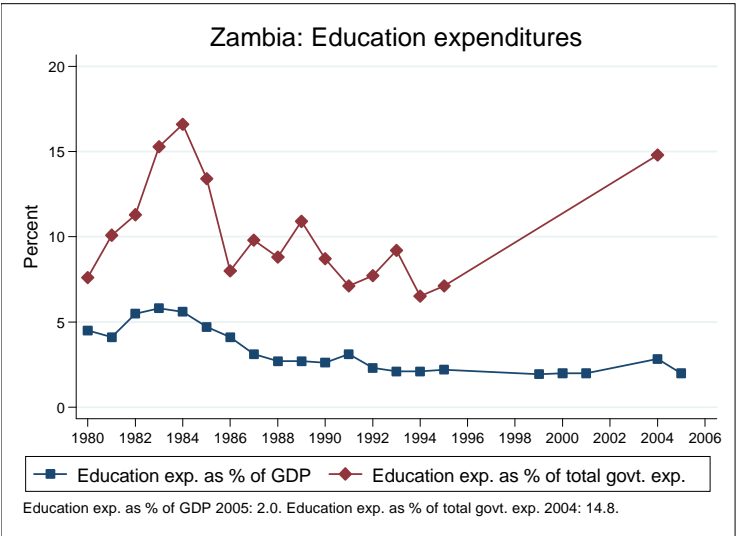
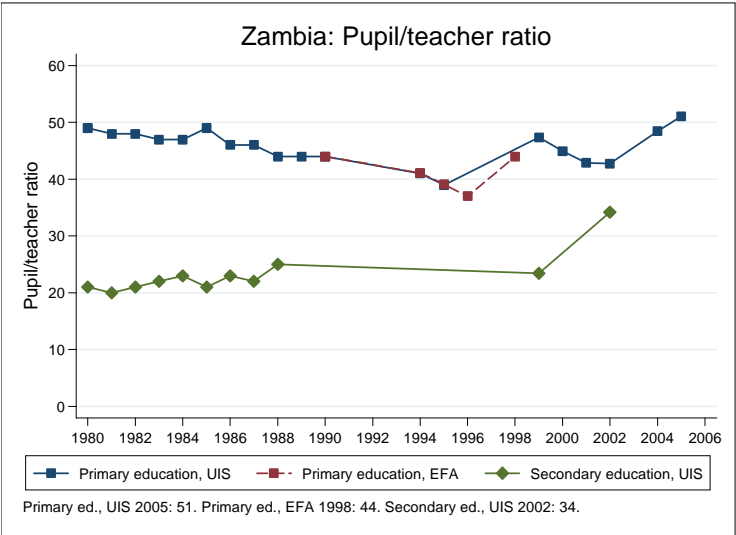


Education statistics: Zambia

UNICEF, Division of Policy and Practice, Statistics and Monitoring Section, www.childinfo.org, May 2008





Administrative data: UNESCO Institute for Statistics

Zambia

Population (1,000)	Total	Male	Female
Preschool age, 2006	1523	766	757
Primary school age, 2006	2292	1151	1141
Secondary school age, 2006	1377	691	686
Total population, all ages, 2007	11922	5942	5980
Official school age (years)	Entrance age	Graduation age	Duration
Preschool, 2005	3	6	4
Primary school, 2005	7	13	7
Secondary school, 2005	14	18	5
Compulsory education, 2005	7	13	7
Net enrolment ratio (%)	Total	Male	Female
Preschool NER			
Primary school NER, 2005	92.0	91.2	92.9
Secondary school NER, 2005	28.1	31.2	24.9
Gross enrolment ratio (%)	Total	Male	Female
Preschool GER			
Primary school GER, 2005	114.6	117.8	111.4
Secondary school GER, 2005	30.4	33.4	27.3
Entrance and transition (%)	Total	Male	Female
Primary net intake rate, 2005	46.7	48.2	45.3
Primary gross intake rate, 2005	126.7	124.4	129.1
Primary entrants with ECCE, 2005	20.3	20.0	20.6
Transition rate primary-secondary, 2004	55.3	54.1	56.8
Repetition and completion	Total	Male	Female
Primary repetition rate (%), 2005	6.3	6.6	6.0
Secondary repetition rate (%), 2005	5.2	5.2	5.3
Survival rate to grade 5 (%), 2001	94.2	83.1	78.1
Survival rate to last primary grade (%), 2001	87.5	70.5	62.0
Primary completion rate (%), 2005	82.7	95.2	70.1
School life expectancy (years), 2005	9.8	10.3	9.4
Teaching staff	Pupil/teacher ratio	% trained teachers	% female teachers
Preschool			
Primary school, 2005	51.1	100.0	48.0
Secondary school, 2002	34.2		26.9
Public expenditure per student as % of GDP per capita			
Primary school, 2005	5.4		
Secondary school, 2005	8.2		
Total public expenditure on education			
As % of GDP, 2005	2.0		
As % of total government expenditure, 2004	14.8		

Data sources:

Population: United Nations Population Division, *World Population Prospects: The 2006 Revision*, March 2007.

Education: UNESCO Institute for Statistics, Data Centre, <http://stats.uis.unesco.org/unesco/ReportFolders/ReportFolders.aspx>, January 2008.

Survey data: Zambia 2001-02 DHS

Zambia

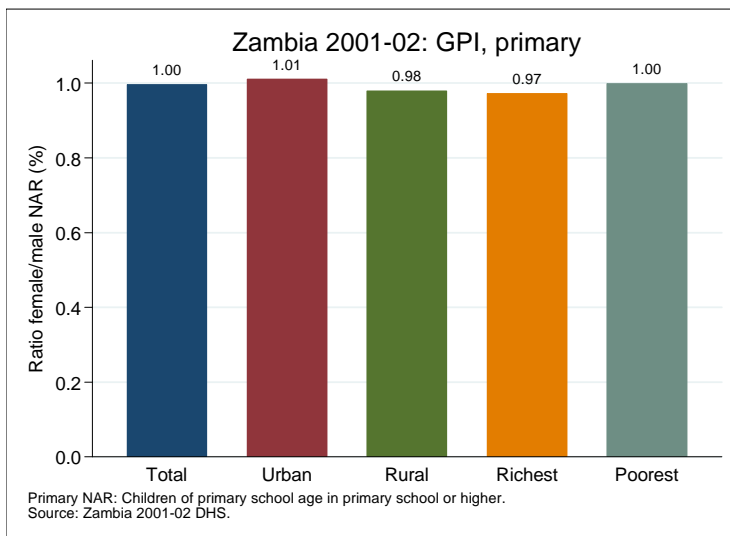
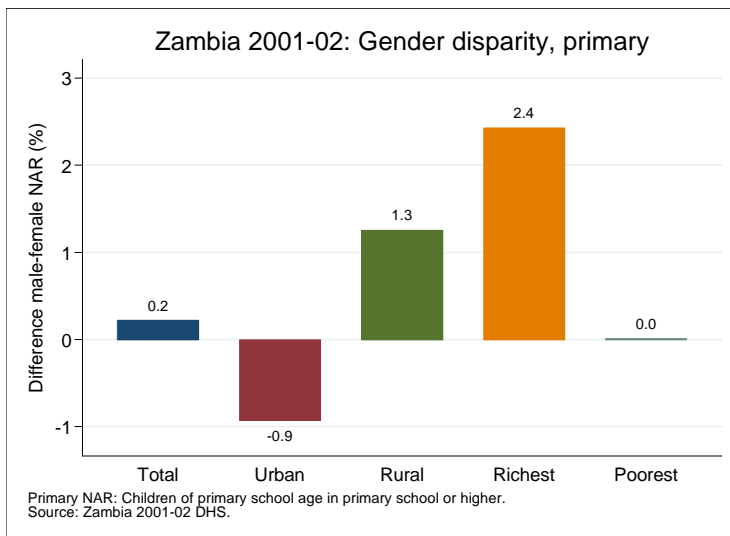
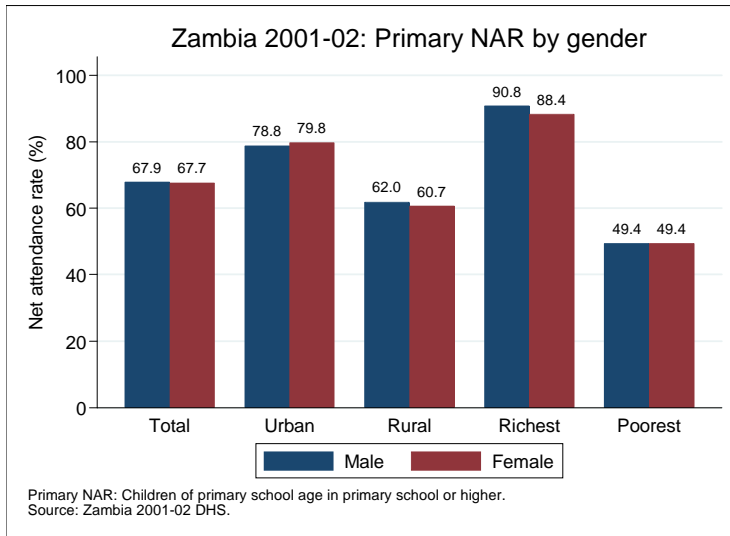
Net attendance rate (%)	Total	Male	Female	Urban	Rural	Richest	Poorest
Primary school NAR	67.8	67.9	67.7	79.3	61.3	89.6	49.4
Secondary school NAR	21.6	20.6	22.6	37.3	12.8	51.6	5.4
Gross attendance rate (%)	Total	Male	Female	Urban	Rural	Richest	Poorest
Primary school GAR	91.2	97.4	84.9	98.2	87.2	109.3	71.3
Secondary school GAR	33.3	35.9	30.7	56.3	20.4	76.6	8.2
Primary age in school (%)	Total	Male	Female	Urban	Rural	Richest	Poorest
Primary school	67.1	67.2	66.9	77.9	60.9	87.1	49.1
Secondary school	0.8	0.7	0.8	1.4	0.4	2.4	0.2
Preschool	0.3	0.2	0.3	0.4	0.2	0.3	0.1
Non-formal education							
Secondary age in school (%)	Total	Male	Female	Urban	Rural	Richest	Poorest
Secondary school	21.5	20.6	22.5	37.1	12.8	51.3	5.4
Higher education	0.1	0.0	0.1	0.2	0.0	0.3	0.0
Primary school	37.0	46.6	27.0	28.0	42.0	25.7	38.6
Preschool	0.0	0.0	0.0	0.0	0.0	0.0	0.0
Non-formal education							
Entrance and transition (%)	Total	Male	Female	Urban	Rural	Richest	Poorest
Primary net intake rate	23.0	22.5	23.5	28.1	20.0	36.3	18.2
Primary gross intake rate	83.7	80.7	87.0	78.4	86.8	91.2	77.1
Primary entrants with ECCE	9.8	9.1	10.5	20.2	4.3	25.9	4.9
Transition rate prim.-sec.	75.1	71.6	79.1	82.0	68.0	86.1	57.4
Repetition and completion (%)	Total	Male	Female	Urban	Rural	Richest	Poorest
Primary repetition rate	5.2	5.4	4.9	2.0	7.4	1.4	7.1
Primary dropout rate	4.4	4.2	4.7	3.6	5.0	3.2	6.7
Secondary repetition rate	2.6	2.7	2.6	0.7	6.0	0.7	7.7
Secondary dropout rate	19.1	18.0	20.4	19.4	18.4	17.3	28.8
Survival rate to grade 5	87.7	89.4	85.7	90.9	85.7	92.2	79.4
Survival rate to last prim. grade	79.9	81.7	77.7	85.2	76.2	86.6	67.2

Primary school NAR: children of primary school age in primary school or higher.

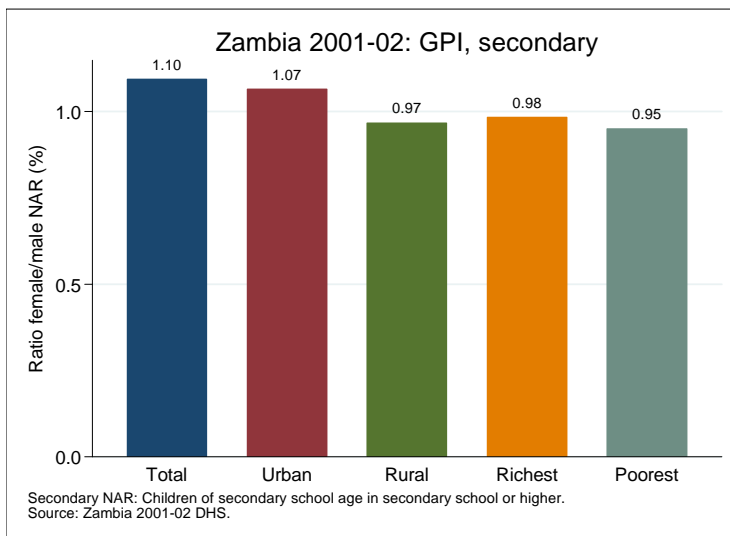
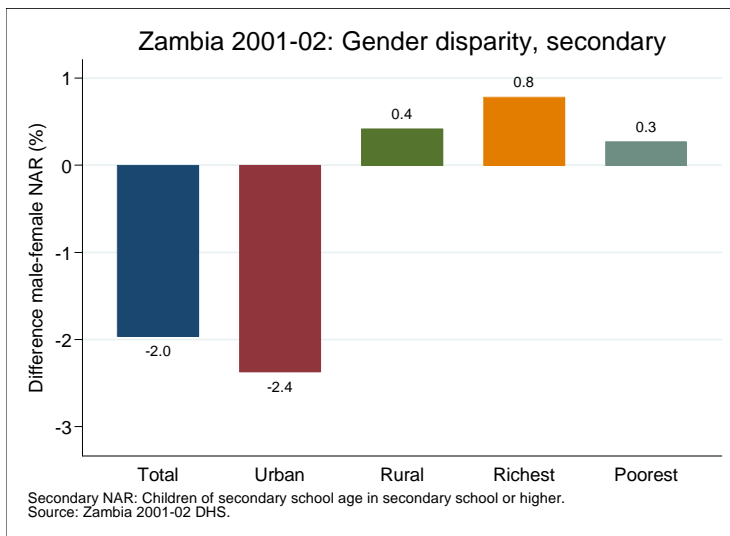
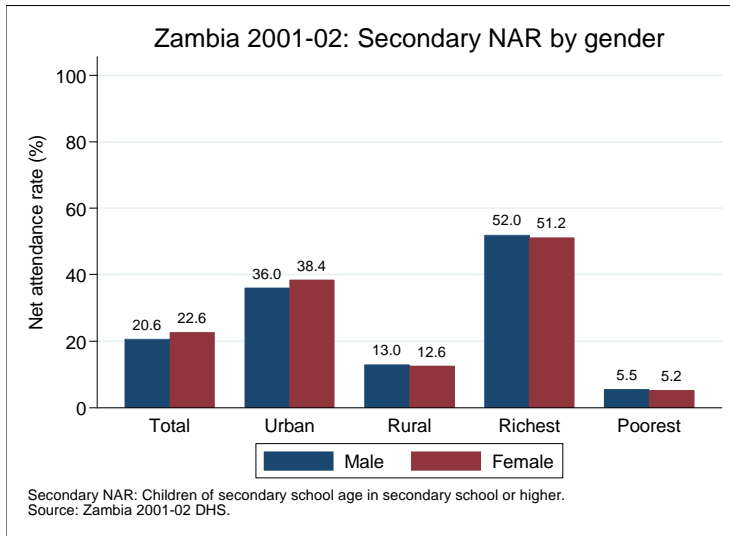
Secondary school NAR: children of secondary school age in secondary school or higher.

Data source: Zambia 2001-02 DHS.

Gender disparity in primary school (survey data)



Gender disparity in secondary school (survey data)



Projections to 2015

