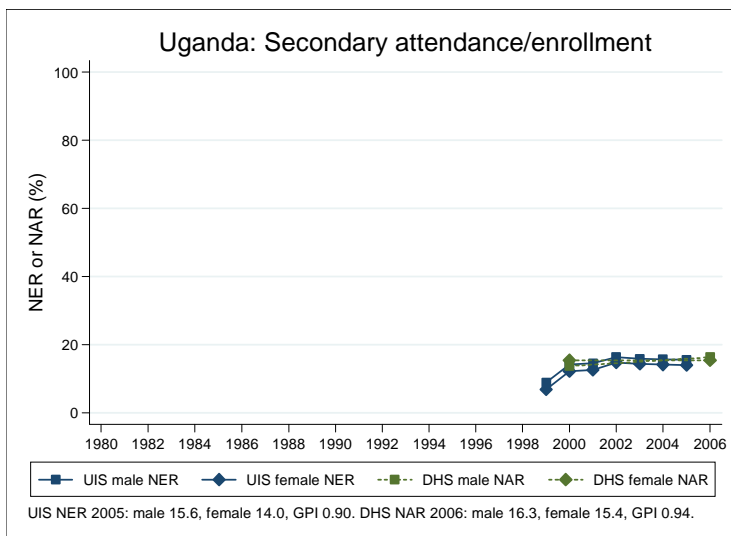
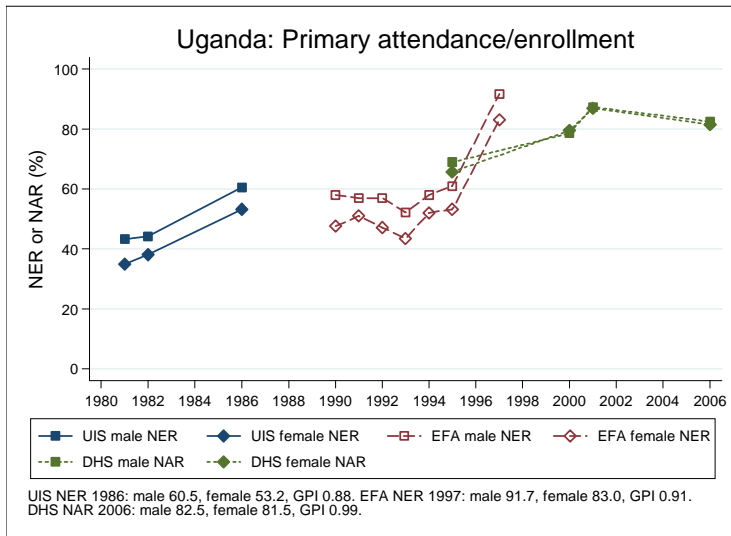
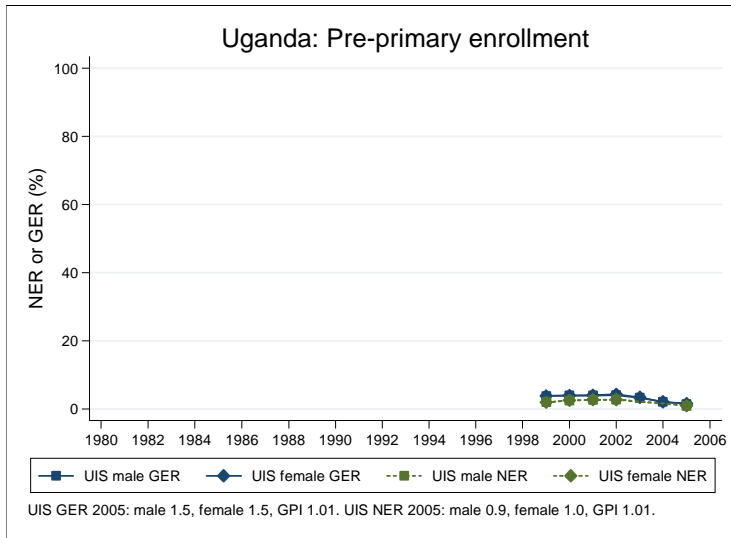
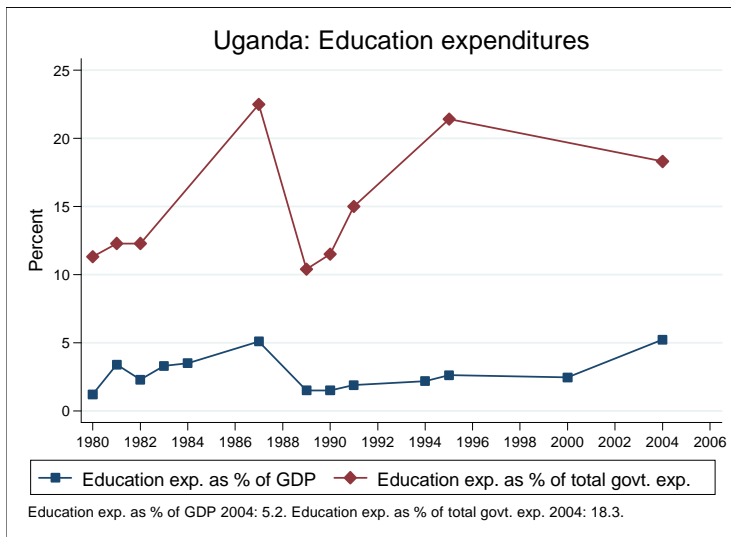
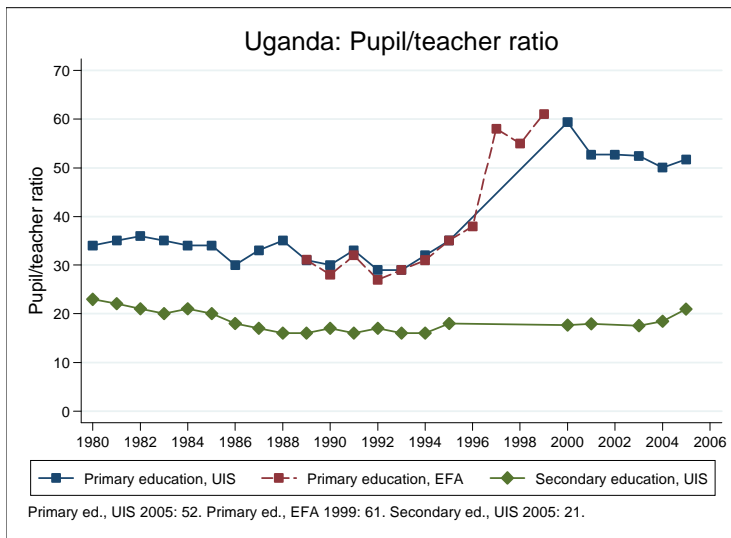
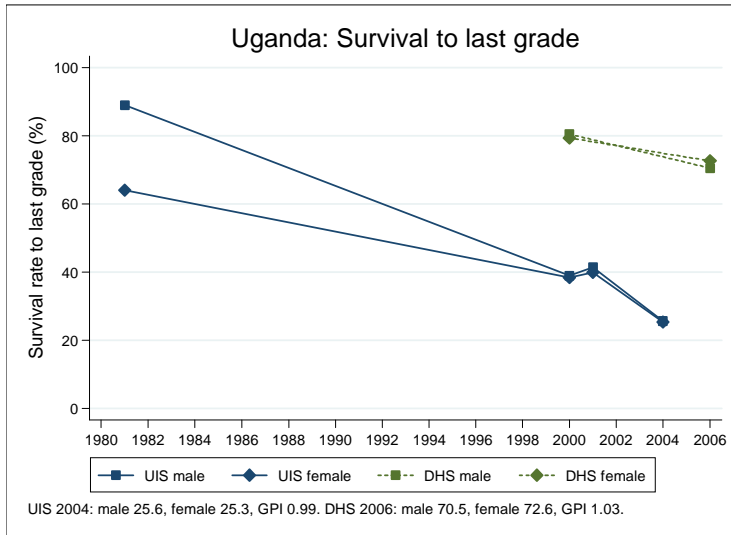


Education statistics: Uganda

UNICEF, Division of Policy and Practice, Statistics and Monitoring Section, www.childinfo.org, May 2008





Administrative data: UNESCO Institute for Statistics

Uganda

Population (1,000)	Total	Male	Female
Preschool age, 2006	2101	1059	1043
Primary school age, 2006	6309	3176	3132
Secondary school age, 2006	4294	2159	2135
Total population, all ages, 2007	30884	15453	15431
Official school age (years)	Entrance age	Graduation age	Duration
Preschool, 2005	4	5	2
Primary school, 2005	6	12	7
Secondary school, 2005	13	18	6
Compulsory education, 2005	6	12	7
Net enrolment ratio (%)	Total	Male	Female
Preschool NER, 2005	1.0	0.9	1.0
Primary school NER			
Secondary school NER, 2005	14.8	15.6	14.0
Gross enrolment ratio (%)	Total	Male	Female
Preschool GER, 2005	1.5	1.5	1.5
Primary school GER, 2005	117.9	118.0	117.7
Secondary school GER, 2005	18.3	20.3	16.4
Entrance and transition (%)	Total	Male	Female
Primary net intake rate, 2005	67.2	67.0	67.5
Primary gross intake rate, 2005	153.8	155.5	152.1
Primary entrants with ECCE			
Transition rate primary-secondary, 2004	37.4	37.1	37.8
Repetition and completion	Total	Male	Female
Primary repetition rate (%), 2005	13.1	13.0	13.3
Secondary repetition rate (%), 2004	1.9	1.9	1.9
Survival rate to grade 5 (%), 2004	48.7	48.9	48.5
Survival rate to last primary grade (%), 2004	25.4	25.6	25.3
Primary completion rate (%), 2005	54.4	57.4	51.5
School life expectancy (years), 2005	9.7	9.8	9.5
Teaching staff	Pupil/teacher ratio	% trained teachers	% female teachers
Preschool, 2005	21.8	77.2	84.4
Primary school, 2005	51.7	84.8	38.7
Secondary school, 2005	20.9	82.1	22.5
Public expenditure per student as % of GDP per capita			
Primary school, 2004	11.3		
Secondary school, 2004	34.0		
Total public expenditure on education			
As % of GDP, 2004	5.2		
As % of total government expenditure, 2004	18.3		

Data sources:

Population: United Nations Population Division, *World Population Prospects: The 2006 Revision*, March 2007.

Education: UNESCO Institute for Statistics, Data Centre, <http://stats.uis.unesco.org/unesco/ReportFolders/ReportFolders.aspx>, January 2008.

Survey data: Uganda 2006 DHS

Uganda

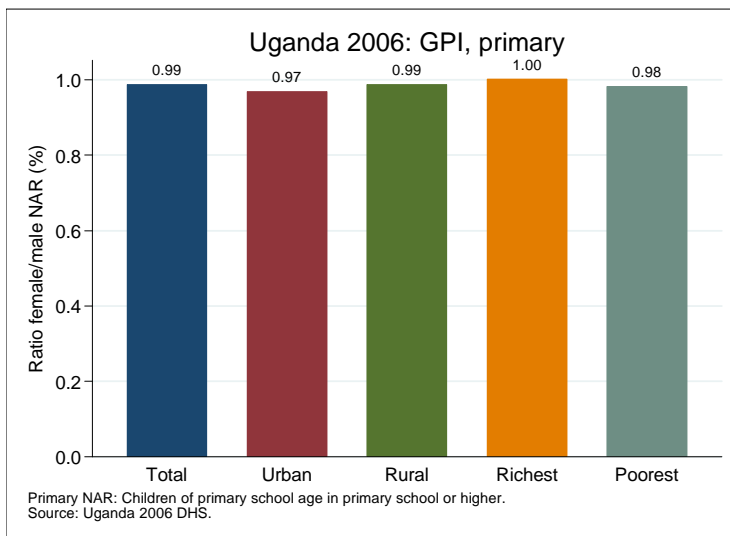
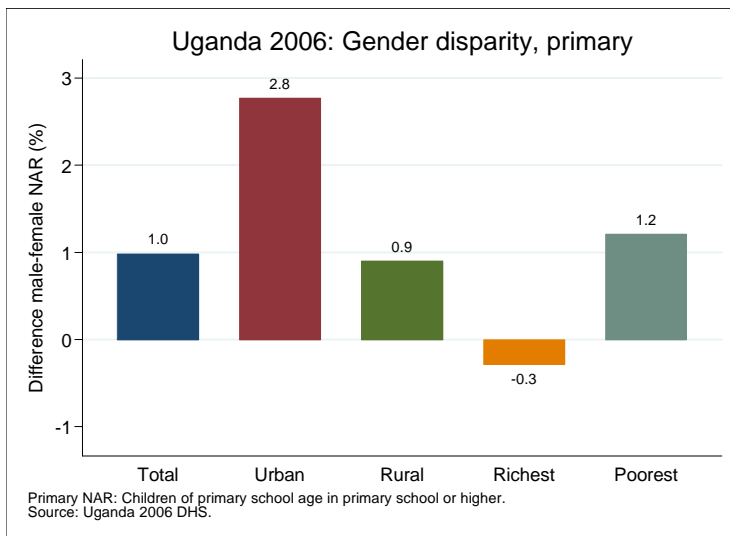
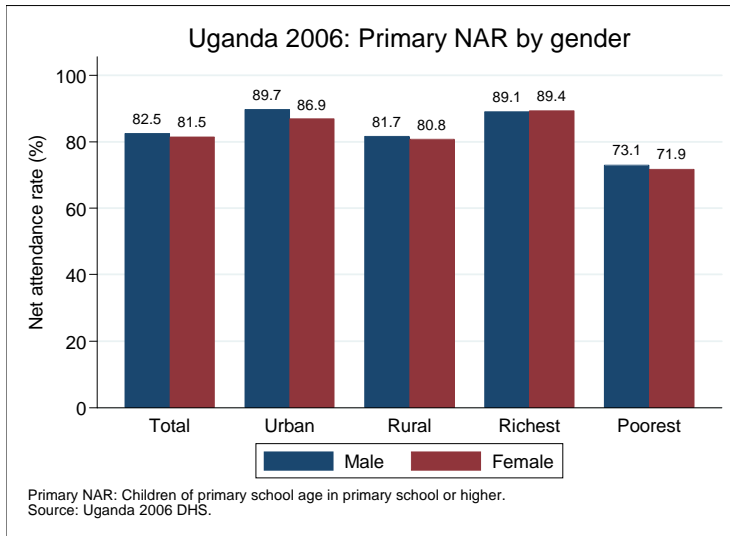
Net attendance rate (%)	Total	Male	Female	Urban	Rural	Richest	Poorest
Primary school NAR	82.0	82.5	81.5	88.2	81.3	89.3	72.5
Secondary school NAR	15.8	16.3	15.4	34.7	12.9	38.2	2.8
Gross attendance rate (%)	Total	Male	Female	Urban	Rural	Richest	Poorest
Primary school GAR	119.6	122.1	117.1	121.4	119.4	125.4	104.5
Secondary school GAR	21.0	23.9	18.1	47.8	16.9	48.8	4.9
Primary age in school (%)	Total	Male	Female	Urban	Rural	Richest	Poorest
Primary school	81.9	82.4	81.4	87.8	81.2	88.9	72.5
Secondary school	0.1	0.1	0.1	0.4	0.0	0.4	0.0
Preschool	4.0	3.8	4.1	3.8	4.0	6.2	0.9
Non-formal education							
Secondary age in school (%)	Total	Male	Female	Urban	Rural	Richest	Poorest
Secondary school	15.4	15.7	15.1	34.2	12.5	37.6	2.7
Higher education	0.4	0.6	0.3	0.5	0.4	0.6	0.1
Primary school	59.0	61.2	56.9	38.2	62.3	40.9	62.8
Preschool	0.0	0.0	0.0	0.0	0.1	0.0	0.0
Non-formal education							
Entrance and transition (%)	Total	Male	Female	Urban	Rural	Richest	Poorest
Primary net intake rate	32.9	33.6	32.4	42.0	31.9	38.2	27.5
Primary gross intake rate	116.4	124.6	108.8	103.3	117.9	106.2	106.0
Primary entrants with ECCE	28.7	29.6	27.7	52.2	26.3	65.4	6.1
Transition rate prim.-sec.	56.9	55.6	58.4	74.1	53.6	80.7	23.9
Repetition and completion (%)	Total	Male	Female	Urban	Rural	Richest	Poorest
Primary repetition rate	23.1	24.2	22.0	13.1	24.3	14.6	24.6
Primary dropout rate	4.4	4.6	4.2	3.9	4.5	3.2	4.9
Secondary repetition rate	4.1	4.6	3.4	5.1	3.6	3.5	9.7
Secondary dropout rate	20.5	19.6	21.8	16.6	22.6	15.4	40.9
Survival rate to grade 5	88.3	87.2	89.3	93.5	87.7	95.0	86.4
Survival rate to last prim. grade	71.6	70.5	72.6	83.5	69.9	85.3	61.4

Primary school NAR: children of primary school age in primary school or higher.

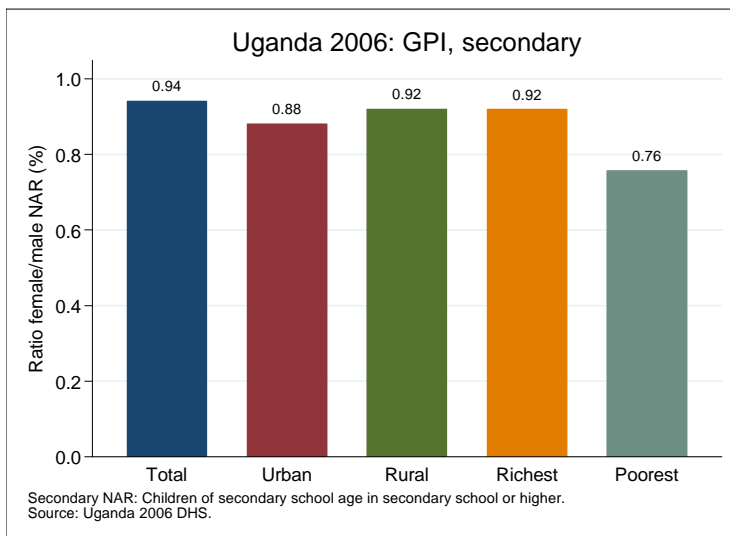
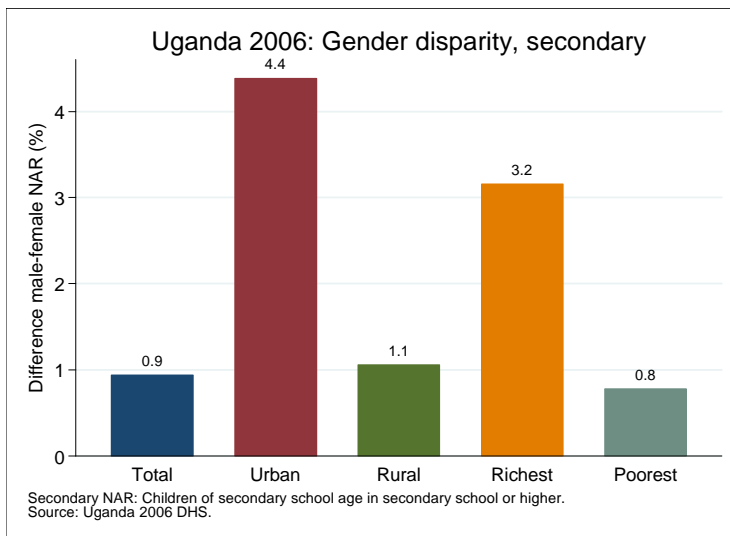
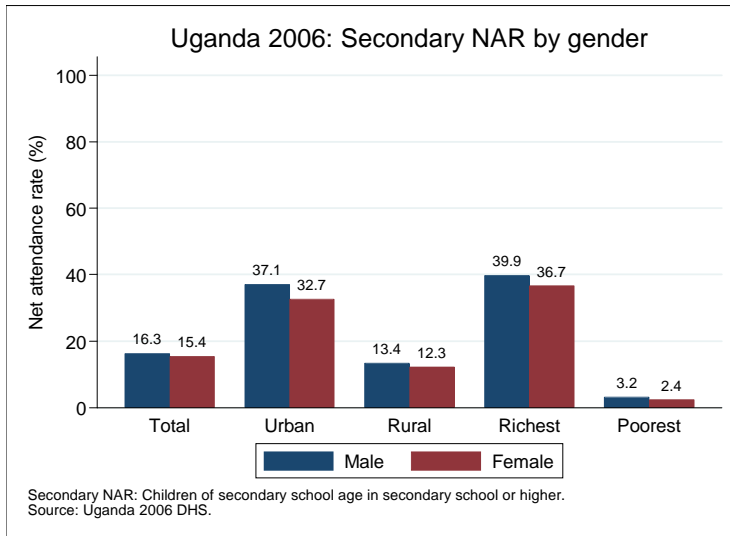
Secondary school NAR: children of secondary school age in secondary school or higher.

Data source: Uganda 2006 DHS.

Gender disparity in primary school (survey data)



Gender disparity in secondary school (survey data)



Projections to 2015

