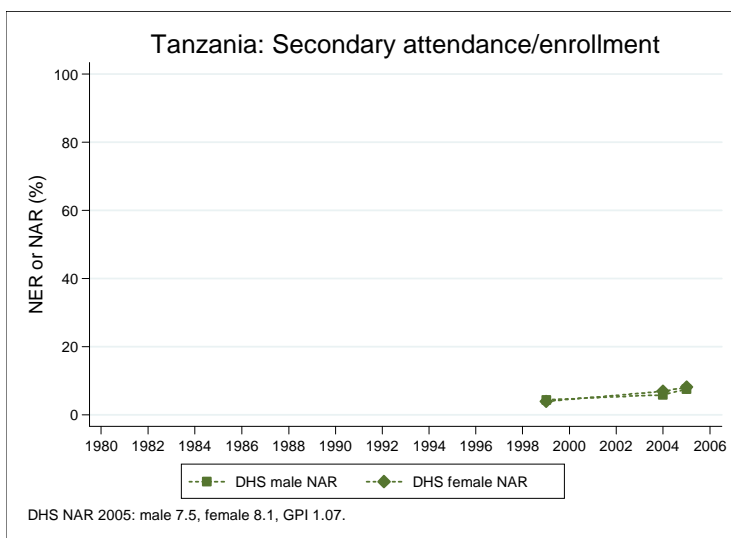
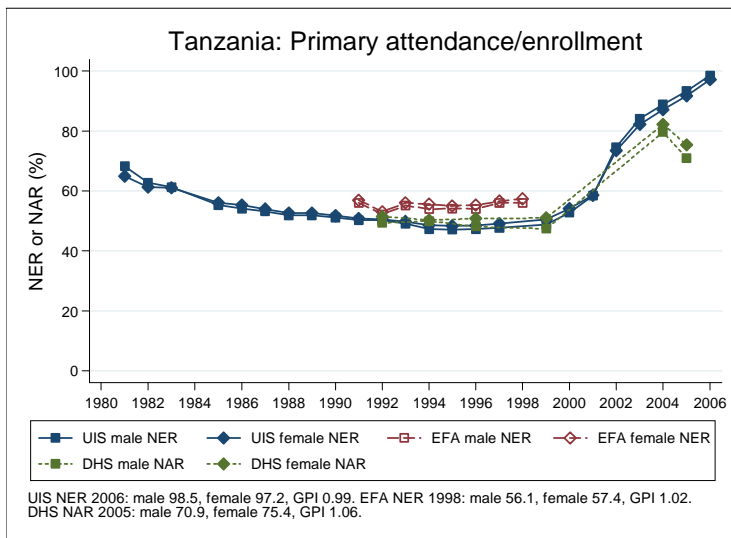
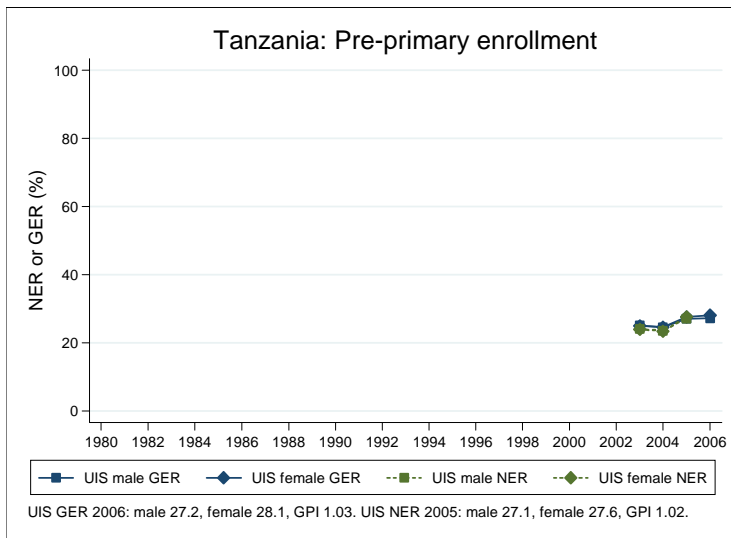
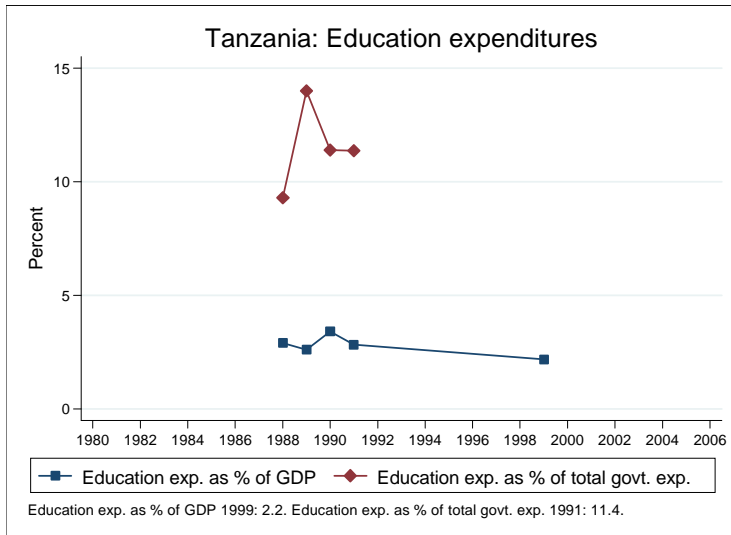
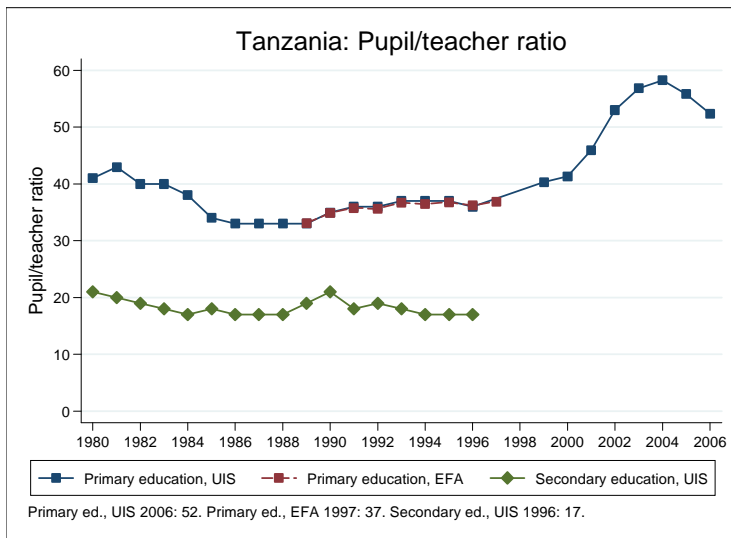
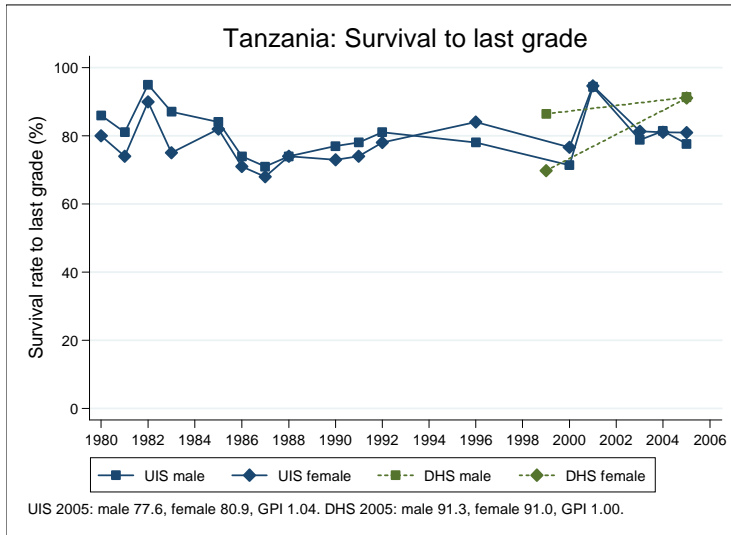


Education statistics: Tanzania

UNICEF, Division of Policy and Practice, Statistics and Monitoring Section, www.childinfo.org, May 2008





Administrative data: UNESCO Institute for Statistics

Tanzania

Population (1,000)	Total	Male	Female
Preschool age, 2006	2418	1217	1200
Primary school age, 2006	7217	3626	3591
Secondary school age, 2006	5252	2633	2619
Total population, all ages, 2007	40454	20123	20330
Official school age (years)	Entrance age	Graduation age	Duration
Preschool, 2006	5	6	2
Primary school, 2006	7	13	7
Secondary school, 2006	14	19	6
Compulsory education, 2006	6	12	7
Net enrolment ratio (%)	Total	Male	Female
Preschool NER, 2005	27.4	27.1	27.6
Primary school NER, 2006	97.8	98.5	97.2
Secondary school NER			
Gross enrolment ratio (%)	Total	Male	Female
Preschool GER, 2006	27.7	27.2	28.1
Primary school GER, 2006	110.3	111.7	108.8
Secondary school GER, 1999	6.1	6.7	5.5
Entrance and transition (%)	Total	Male	Female
Primary net intake rate, 2005	78.8	77.9	79.7
Primary gross intake rate, 2006	104.5	105.3	103.7
Primary entrants with ECCE			
Transition rate primary-secondary, 2005	46.1	47.0	45.2
Repetition and completion	Total	Male	Female
Primary repetition rate (%), 2006	4.9	4.8	5.0
Secondary repetition rate (%), 2006	3.2	2.5	4.1
Survival rate to grade 5 (%), 2005	85.0	83.6	86.5
Survival rate to last primary grade (%), 2005	79.2	77.6	80.9
Primary completion rate (%), 2006	74.3	75.5	73.2
School life expectancy (years), 1999	5.3	5.4	5.2
Teaching staff	Pupil/teacher ratio	% trained teachers	% female teachers
Preschool, 2006	45.9	17.0	59.0
Primary school, 2006	52.4	100.0	48.3
Secondary school, 1991	18.5		22.8
Public expenditure per student as % of GDP per capita			
Primary school			
Secondary school			
Total public expenditure on education			
As % of GDP, 1999	2.2		
As % of total government expenditure, 1991	11.4		

Data sources:

Population: United Nations Population Division, *World Population Prospects: The 2006 Revision*, March 2007.

Education: UNESCO Institute for Statistics, Data Centre, <http://stats.uis.unesco.org/unesco/ReportFolders/ReportFolders.aspx>, January 2008.

Survey data: Tanzania 2004-05 DHS

Tanzania

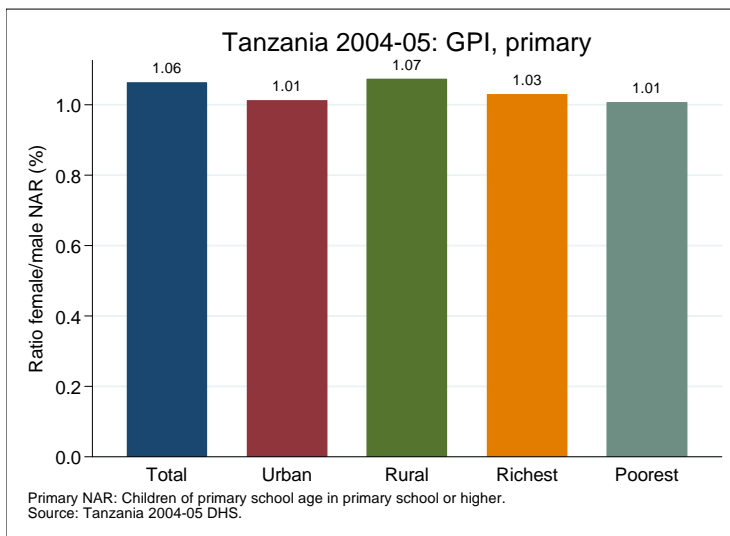
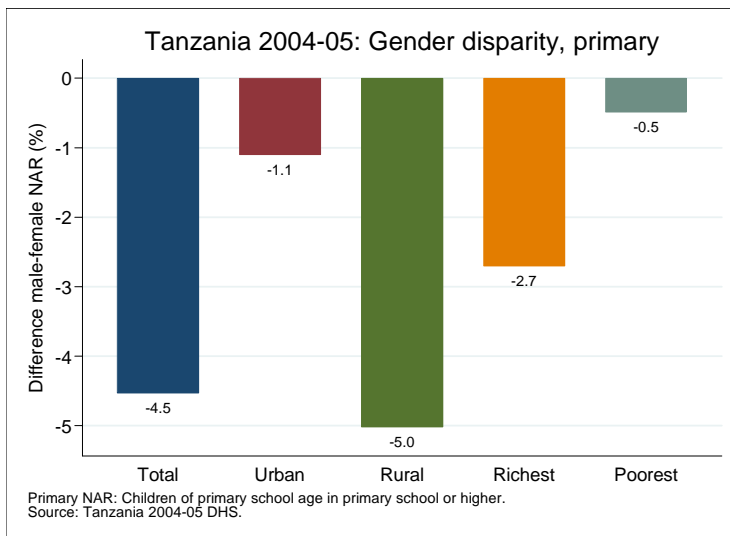
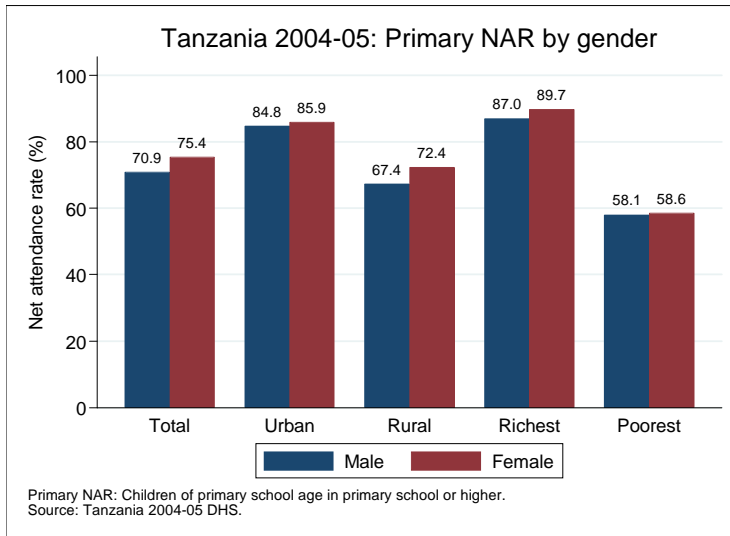
Net attendance rate (%)	Total	Male	Female	Urban	Rural	Richest	Poorest
Primary school NAR	73.1	70.9	75.4	85.4	69.8	88.4	58.3
Secondary school NAR	7.8	7.5	8.1	20.3	3.5	24.2	0.4
Gross attendance rate (%)	Total	Male	Female	Urban	Rural	Richest	Poorest
Primary school GAR	102.3	103.9	100.8	113.1	99.5	115.9	82.3
Secondary school GAR	10.1	10.4	9.7	25.1	4.9	30.2	0.5
Primary age in school (%)	Total	Male	Female	Urban	Rural	Richest	Poorest
Primary school	73.1	70.9	75.4	85.2	69.8	88.3	58.3
Secondary school	0.0	0.0	0.1	0.1	0.0	0.1	0.0
Preschool	4.6	5.2	4.0	5.5	4.4	5.6	3.0
Non-formal education							
Secondary age in school (%)	Total	Male	Female	Urban	Rural	Richest	Poorest
Secondary school	7.7	7.5	7.9	20.1	3.4	23.8	0.4
Higher education	0.1	0.0	0.1	0.3	0.0	0.4	0.0
Primary school	44.9	52.2	37.9	34.6	48.5	32.1	42.6
Preschool	0.0	0.0	0.0	0.0	0.0	0.0	0.0
Non-formal education							
Entrance and transition (%)	Total	Male	Female	Urban	Rural	Richest	Poorest
Primary net intake rate	26.0	23.6	28.5	37.5	22.6	40.9	12.1
Primary gross intake rate	113.1	109.6	116.8	98.4	117.5	95.0	107.1
Primary entrants with ECCE	47.7	48.1	47.3	67.3	42.8	72.7	36.1
Transition rate prim.-sec.	34.9	36.7	33.2	51.1	24.0	51.6	5.9
Repetition and completion (%)	Total	Male	Female	Urban	Rural	Richest	Poorest
Primary repetition rate	2.1	2.1	2.1	2.1	2.1	2.0	2.1
Primary dropout rate	5.3	4.9	5.8	5.9	5.2	6.2	5.0
Secondary repetition rate	2.4	1.9	3.0	1.9	3.5	1.6	32.2
Secondary dropout rate	14.5	13.3	15.7	14.2	15.1	11.6	37.3
Survival rate to grade 5	96.1	96.8	95.3	97.6	95.5	98.9	93.4
Survival rate to last prim. grade	91.2	91.3	91.0	94.8	89.8	97.7	84.9

Primary school NAR: children of primary school age in primary school or higher.

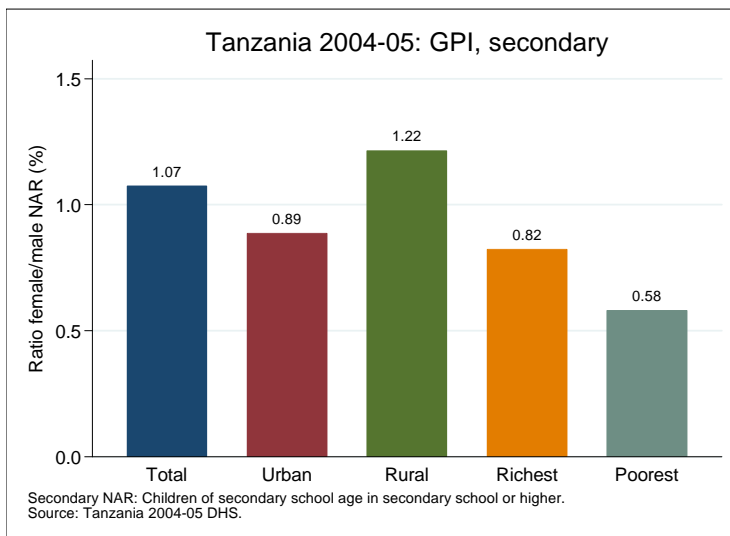
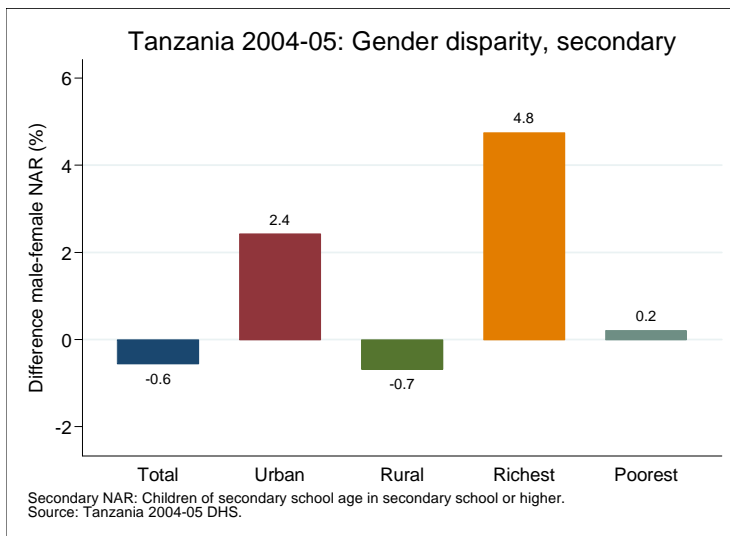
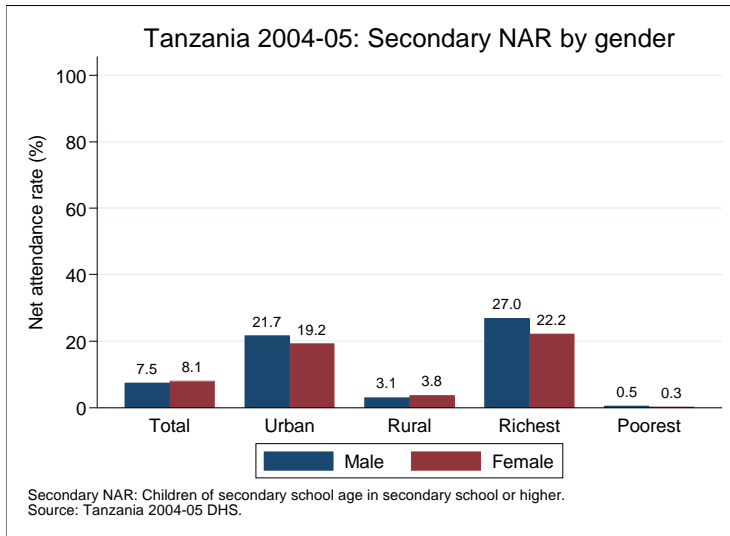
Secondary school NAR: children of secondary school age in secondary school or higher.

Data source: Tanzania 2004-05 DHS.

Gender disparity in primary school (survey data)



Gender disparity in secondary school (survey data)



Projections to 2015

