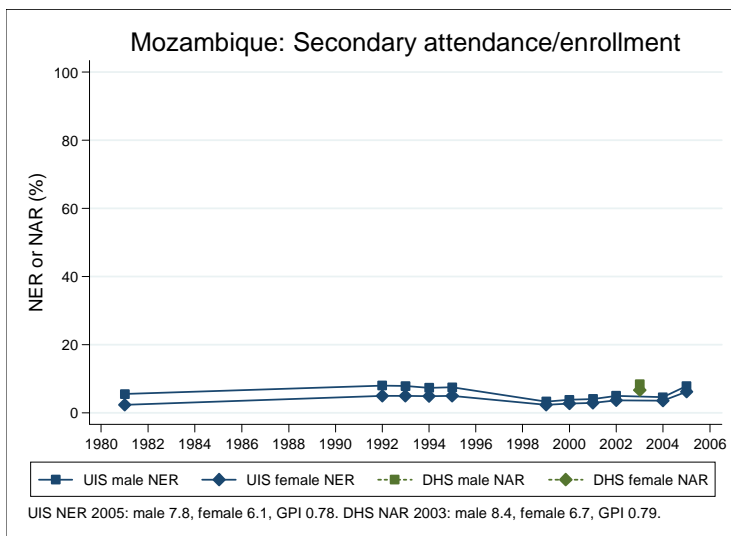
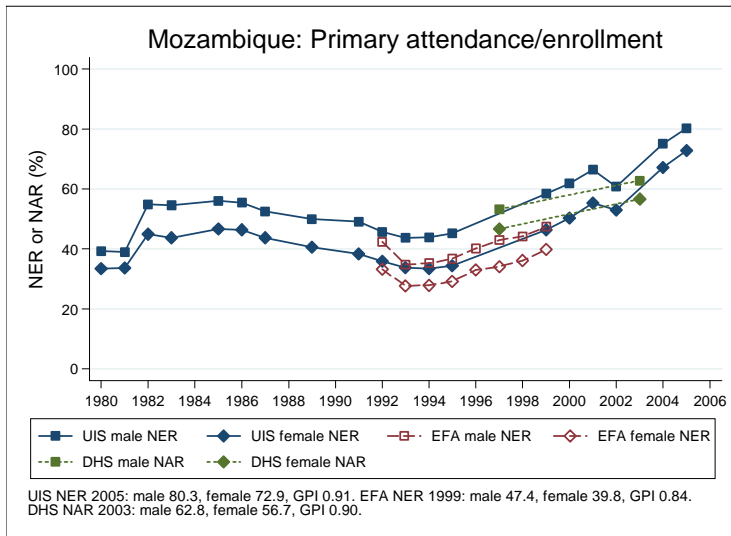
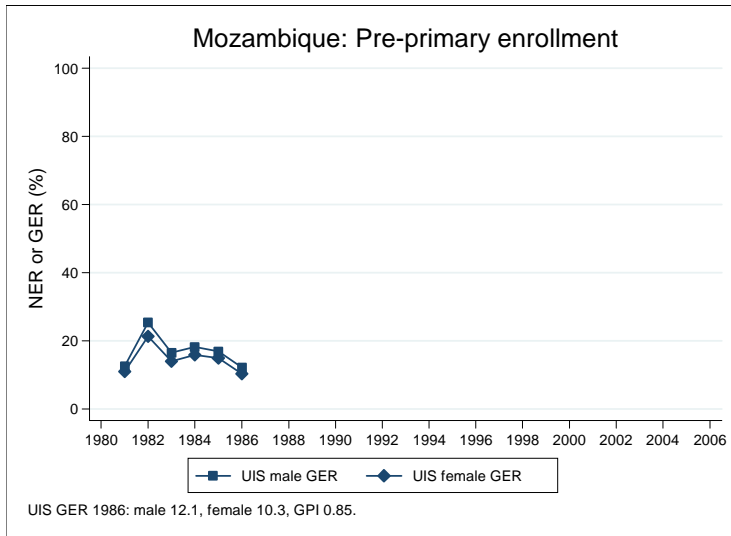
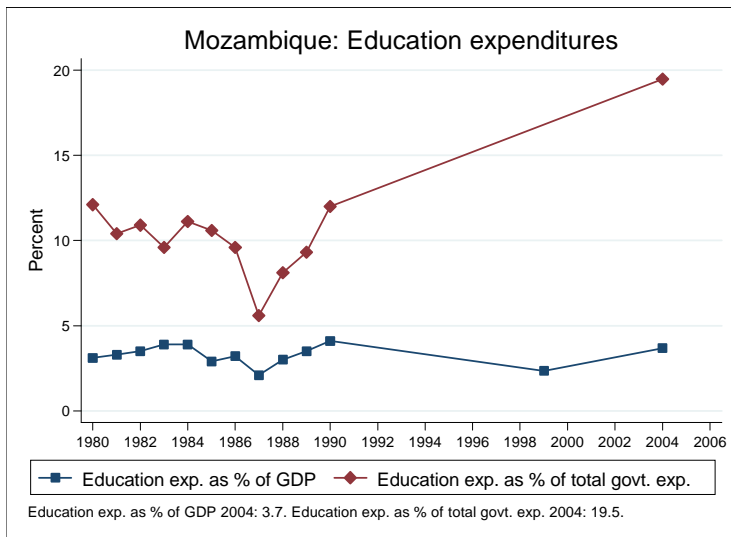
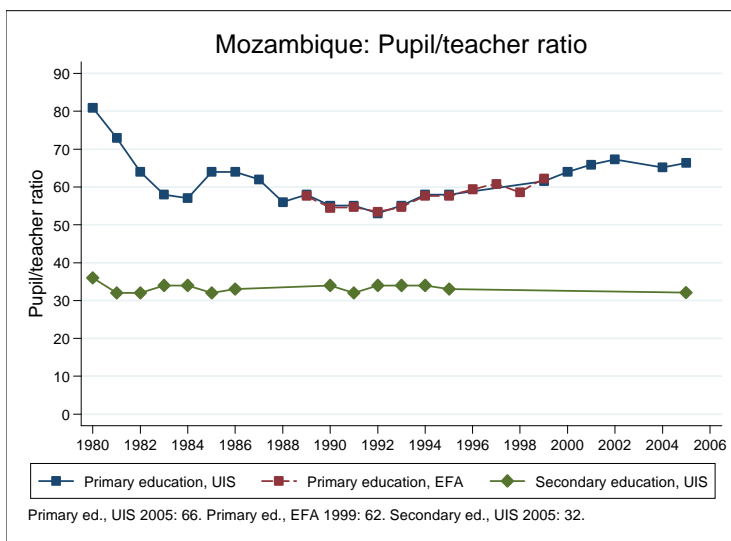
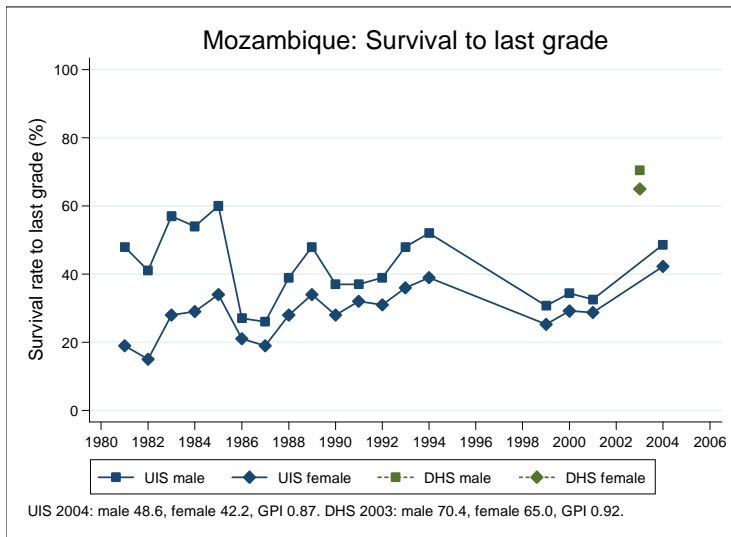


Education statistics: Mozambique

UNICEF, Division of Policy and Practice, Statistics and Monitoring Section, www.childinfo.org, May 2008





Administrative data: UNESCO Institute for Statistics

Mozambique

Population (1,000)	Total	Male	Female
Preschool age, 2006	2032	1020	1012
Primary school age, 2006	3983	1994	1989
Secondary school age, 2006	2368	1182	1186
Total population, all ages, 2007	21397	10385	11012
Official school age (years)	Entrance age	Graduation age	Duration
Preschool, 2005	3	5	3
Primary school, 2005	6	12	7
Secondary school, 2005	13	17	5
Compulsory education, 2005	6	12	7
Net enrolment ratio (%)	Total	Male	Female
Preschool NER			
Primary school NER, 2005	76.6	80.3	72.9
Secondary school NER, 2005	7.0	7.8	6.1
Gross enrolment ratio (%)	Total	Male	Female
Preschool GER			
Primary school GER, 2005	102.0	110.7	93.4
Secondary school GER, 2005	13.2	15.7	10.8
Entrance and transition (%)	Total	Male	Female
Primary net intake rate, 2005	47.1	47.4	46.9
Primary gross intake rate, 2005	147.8	152.9	142.6
Primary entrants with ECCE			
Transition rate primary-secondary, 2004	53.2	51.3	55.9
Repetition and completion	Total	Male	Female
Primary repetition rate (%), 2005	10.4	10.6	10.2
Secondary repetition rate (%), 2005	17.1	16.5	17.9
Survival rate to grade 5 (%), 2004	62.4	66.0	58.4
Survival rate to last primary grade (%), 2004	45.6	48.6	42.2
Primary completion rate (%), 2005	41.7	49.1	34.3
School life expectancy (years), 2005	8.2	9.0	7.4
Teaching staff	Pupil/teacher ratio	% trained teachers	% female teachers
Preschool			
Primary school, 2005	66.3	59.8	29.9
Secondary school, 2005	32.2		17.8
Public expenditure per student as % of GDP per capita			
Primary school, 2004	14.1		
Secondary school, 2004	48.5		
Total public expenditure on education			
As % of GDP, 2004	3.7		
As % of total government expenditure, 2004	19.5		

Data sources:

Population: United Nations Population Division, *World Population Prospects: The 2006 Revision*, March 2007.

Education: UNESCO Institute for Statistics, Data Centre, <http://stats.uis.unesco.org/unesco/ReportFolders/ReportFolders.aspx>, January 2008.

Survey data: Mozambique 2003-04 DHS

Mozambique

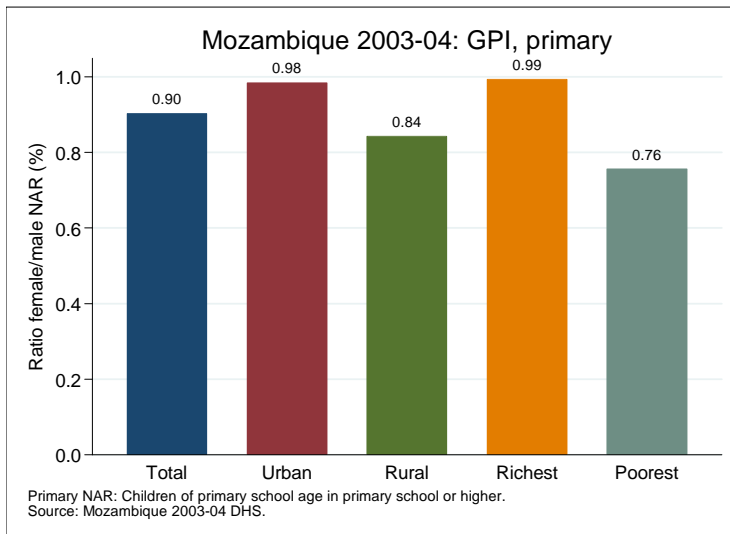
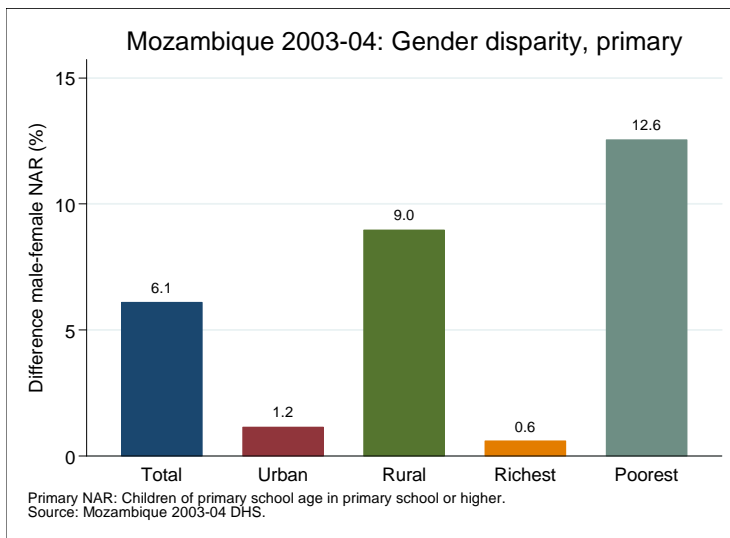
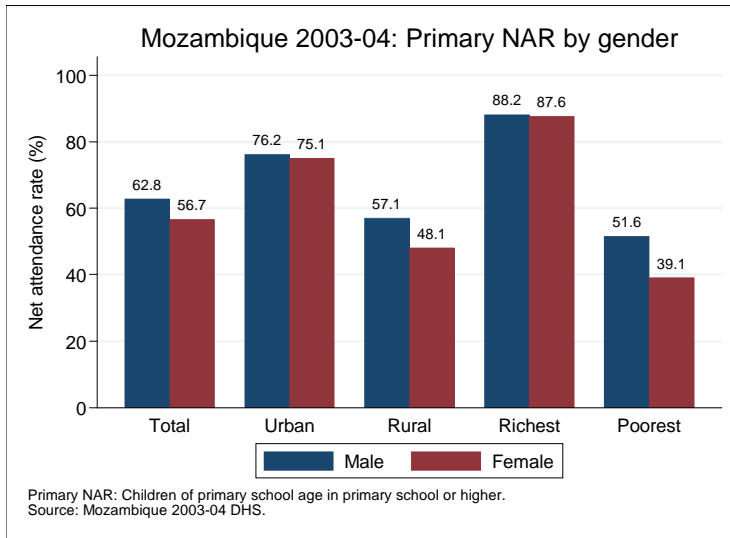
Net attendance rate (%)	Total	Male	Female	Urban	Rural	Richest	Poorest
Primary school NAR	59.7	62.8	56.7	75.6	52.7	87.9	45.3
Secondary school NAR	7.6	8.4	6.7	15.6	1.9	21.6	0.7
Gross attendance rate (%)	Total	Male	Female	Urban	Rural	Richest	Poorest
Primary school GAR	95.6	104.8	86.5	126.7	81.8	144.5	65.4
Secondary school GAR	21.8	25.0	18.1	45.0	5.4	61.0	1.8
Primary age in school (%)	Total	Male	Female	Urban	Rural	Richest	Poorest
Primary school	59.7	62.7	56.7	75.6	52.6	87.7	45.3
Secondary school	0.1	0.1	0.0	0.1	0.1	0.1	0.0
Preschool							
Non-formal education							
Secondary age in school (%)	Total	Male	Female	Urban	Rural	Richest	Poorest
Secondary school	7.6	8.4	6.7	15.6	1.9	21.6	0.7
Higher education	0.0	0.0	0.0	0.0	0.0	0.0	0.0
Primary school	61.4	65.9	56.2	62.7	60.4	63.7	55.2
Preschool							
Non-formal education							
Entrance and transition (%)	Total	Male	Female	Urban	Rural	Richest	Poorest
Primary net intake rate	17.3	19.0	15.8	29.0	13.0	41.7	8.9
Primary gross intake rate	84.7	90.9	79.0	87.1	83.8	94.0	72.1
Primary entrants with ECCE							
Transition rate prim.-sec.	66.6	67.5	65.2	69.3	57.3	70.2	72.0
Repetition and completion (%)	Total	Male	Female	Urban	Rural	Richest	Poorest
Primary repetition rate	16.8	15.8	17.9	16.2	17.2	17.7	19.0
Primary dropout rate	4.9	4.6	5.4	4.8	5.0	3.7	5.1
Secondary repetition rate	21.9	20.0	24.9	22.4	17.9	22.8	32.4
Secondary dropout rate	8.0	7.8	8.2	7.9	8.6	7.4	0.0
Survival rate to grade 5	83.6	86.3	80.3	85.8	82.0	90.2	78.9
Survival rate to last prim. grade	68.0	70.4	65.0	72.0	63.8	78.9	54.2

Primary school NAR: children of primary school age in primary school or higher.

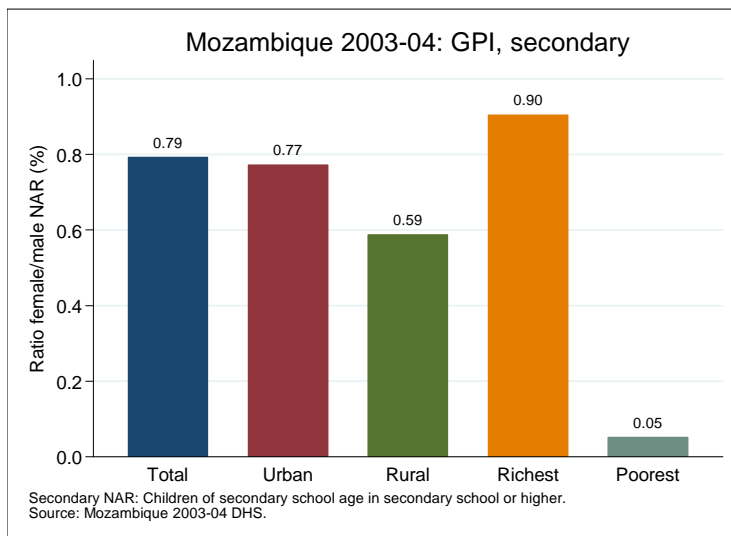
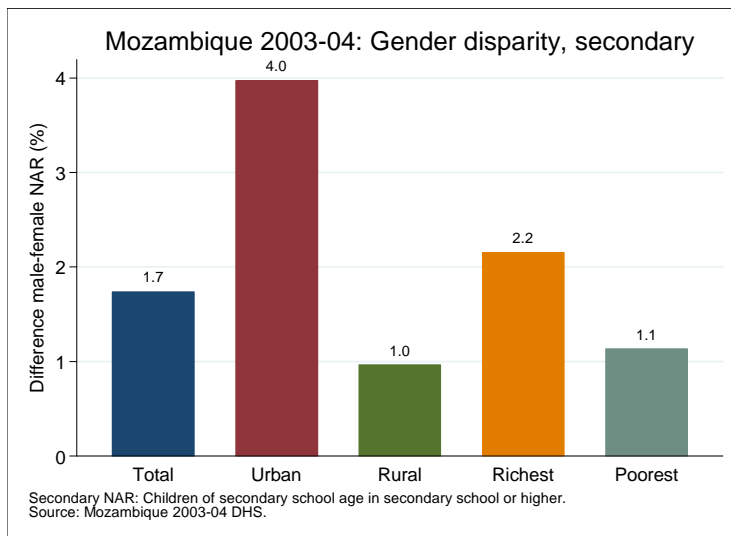
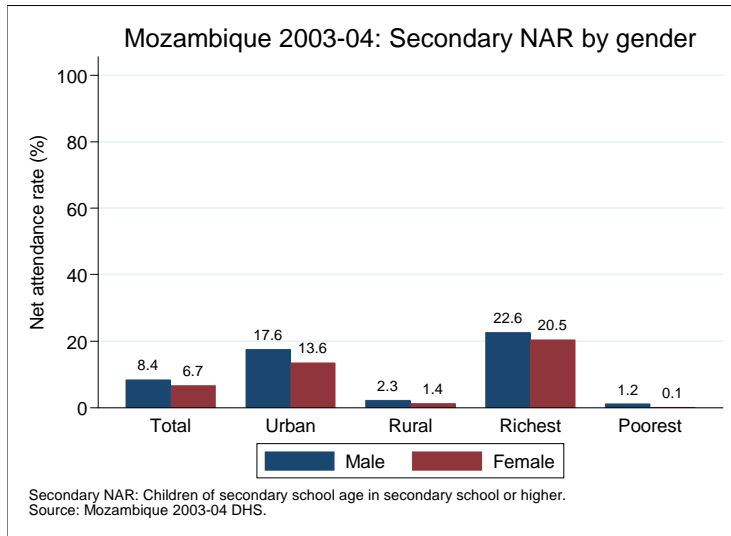
Secondary school NAR: children of secondary school age in secondary school or higher.

Data source: Mozambique 2003-04 DHS.

Gender disparity in primary school (survey data)



Gender disparity in secondary school (survey data)



Projections to 2015

