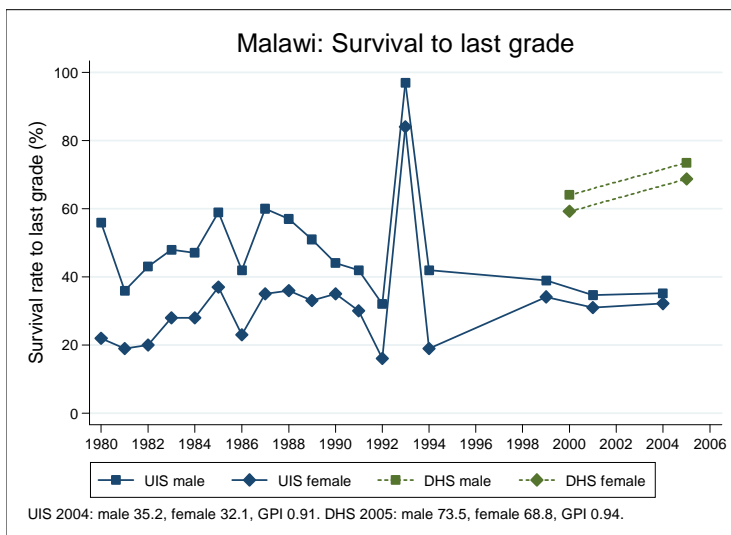
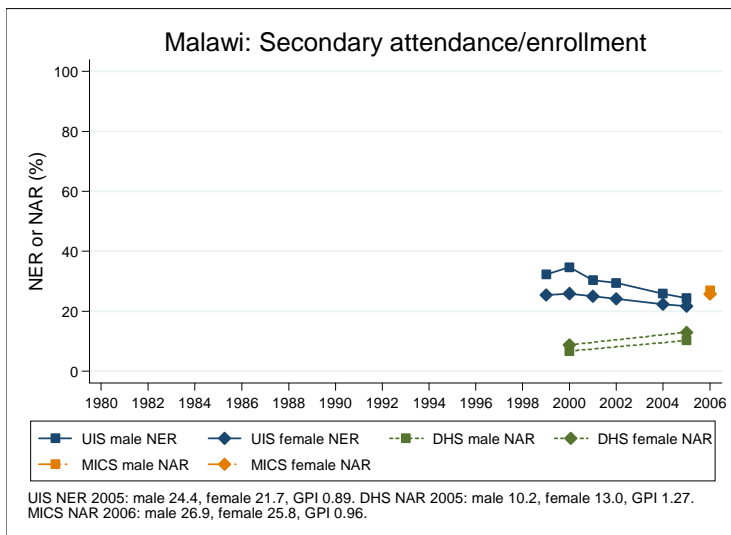
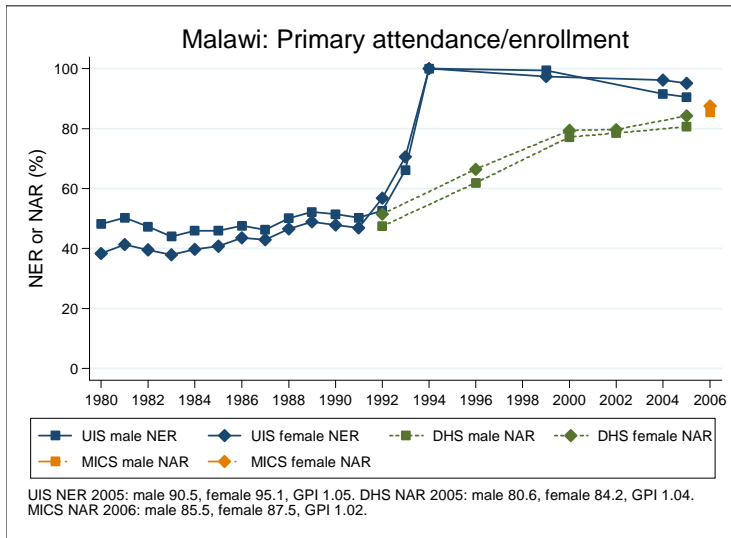
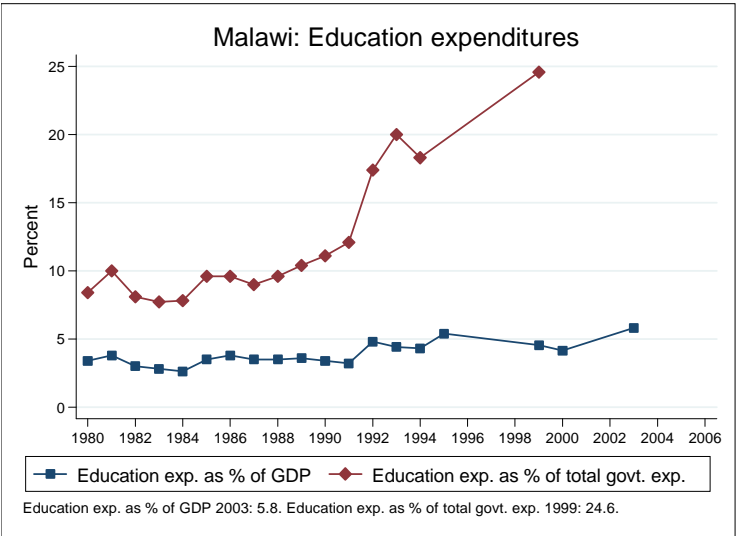
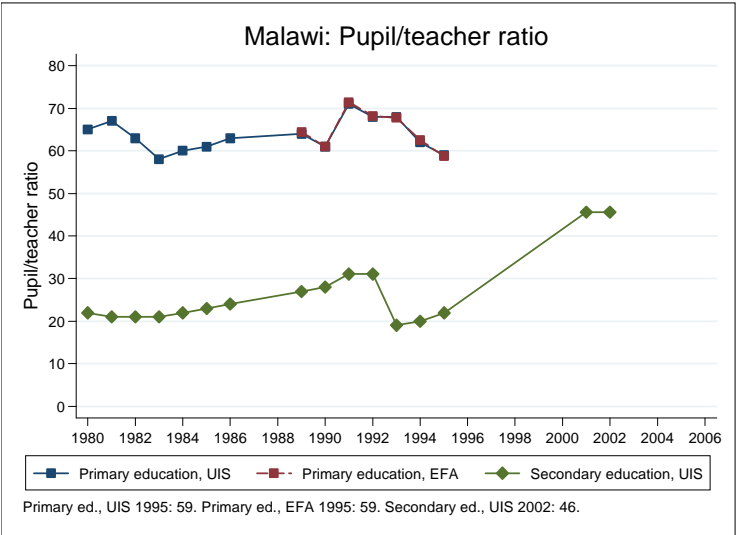


Education statistics: Malawi

UNICEF, Division of Policy and Practice, Statistics and Monitoring Section, www.childinfo.org, May 2008





Administrative data: UNESCO Institute for Statistics

Malawi

Population (1,000)	Total	Male	Female
Preschool age, 2006	1395	705	690
Primary school age, 2006	2461	1241	1220
Secondary school age, 2006	1946	977	969
Total population, all ages, 2007	13925	6923	7002
Official school age (years)	Entrance age	Graduation age	Duration
Preschool, 2005	3	5	3
Primary school, 2005	6	11	6
Secondary school, 2005	12	17	6
Compulsory education, 2005	6	13	8
Net enrolment ratio (%)	Total	Male	Female
Preschool NER			
Primary school NER, 2005	92.8	90.5	95.1
Secondary school NER, 2005	23.1	24.4	21.7
Gross enrolment ratio (%)	Total	Male	Female
Preschool GER			
Primary school GER, 2005	120.0	118.5	121.6
Secondary school GER, 2005	27.6	30.4	24.8
Entrance and transition (%)	Total	Male	Female
Primary net intake rate			
Primary gross intake rate, 2005	149.8	144.2	155.5
Primary entrants with ECCE			
Transition rate primary-secondary, 2004	74.3	76.7	71.7
Repetition and completion	Total	Male	Female
Primary repetition rate (%), 2005	20.2	20.6	19.7
Secondary repetition rate (%), 2005	6.3	5.0	7.8
Survival rate to grade 5 (%), 2004	42.1	43.6	40.6
Survival rate to last primary grade (%), 2004	33.6	35.2	32.1
Primary completion rate (%), 2005	56.2	56.8	55.5
School life expectancy (years), 2005	9.2	9.3	9.0
Teaching staff	Pupil/teacher ratio	% trained teachers	% female teachers
Preschool			
Primary school, 1991	61.1		31.3
Secondary school, 2002	45.6		23.6
Public expenditure per student as % of GDP per capita			
Primary school, 2003	13.5		
Secondary school, 2003	28.6		
Total public expenditure on education			
As % of GDP, 2003	5.8		
As % of total government expenditure, 1999	24.6		

Data sources:

Population: United Nations Population Division, *World Population Prospects: The 2006 Revision*, March 2007.

Education: UNESCO Institute for Statistics, Data Centre, <http://stats.uis.unesco.org/unesco/ReportFolders/ReportFolders.aspx>, January 2008.

Survey data: Malawi 2004-05 DHS

Malawi

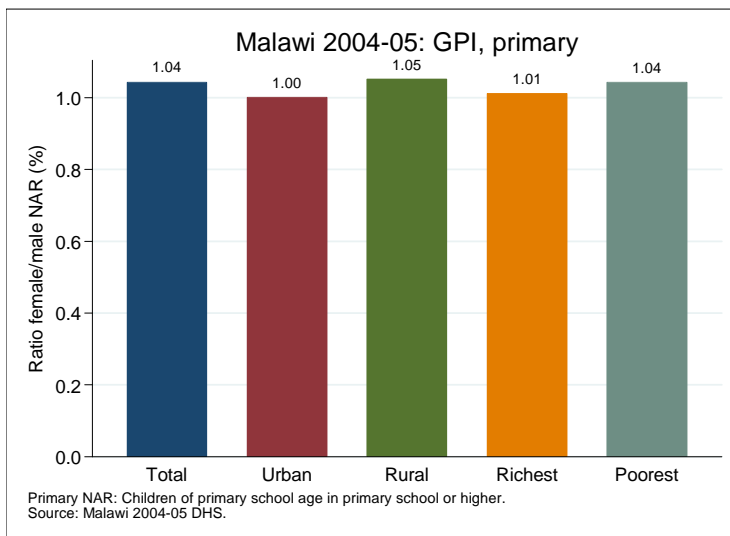
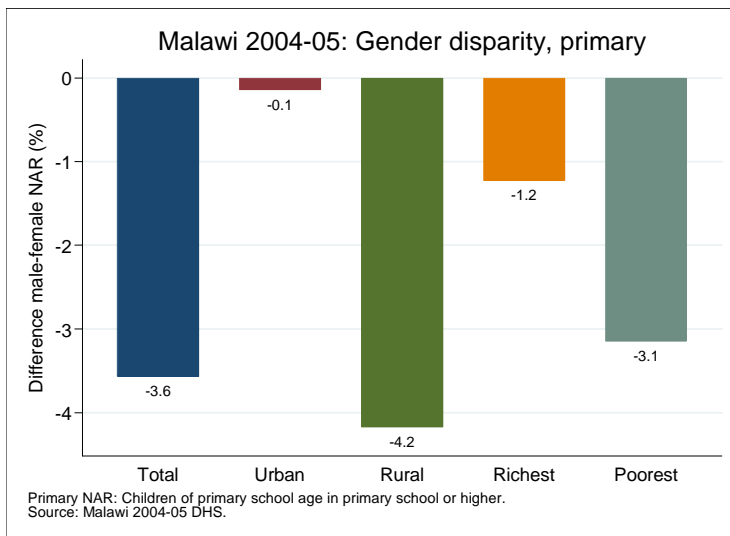
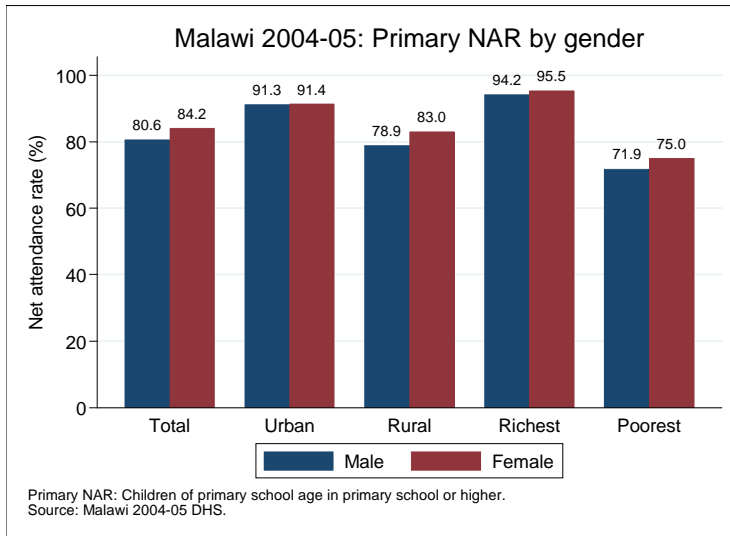
Net attendance rate (%)	Total	Male	Female	Urban	Rural	Richest	Poorest
Primary school NAR	82.5	80.6	84.2	91.3	81.0	94.8	73.5
Secondary school NAR	11.5	10.2	13.0	32.0	7.4	32.3	3.2
Gross attendance rate (%)	Total	Male	Female	Urban	Rural	Richest	Poorest
Primary school GAR	109.0	112.0	106.1	113.5	108.2	122.2	95.3
Secondary school GAR	29.6	33.5	25.2	68.5	21.8	69.0	10.0
Primary age in school (%)	Total	Male	Female	Urban	Rural	Richest	Poorest
Primary school	82.0	80.1	83.8	89.2	80.9	93.0	73.5
Secondary school	0.4	0.5	0.4	2.2	0.2	1.8	0.0
Preschool							
Non-formal education							
Secondary age in school (%)	Total	Male	Female	Urban	Rural	Richest	Poorest
Secondary school	11.4	10.2	12.7	31.3	7.4	31.7	3.2
Higher education	0.1	0.0	0.3	0.7	0.0	0.6	0.0
Primary school	62.5	66.5	57.8	46.5	65.7	51.5	62.5
Preschool							
Non-formal education							
Entrance and transition (%)	Total	Male	Female	Urban	Rural	Richest	Poorest
Primary net intake rate	29.6	27.4	31.7	24.8	30.2	32.2	28.6
Primary gross intake rate	107.5	108.1	107.0	88.9	110.0	84.5	122.4
Primary entrants with ECCE	0.6	0.9	0.3	0.0	0.6	0.0	0.3
Transition rate prim.-sec.	61.8	58.8	66.4	83.2	53.4	81.3	47.8
Repetition and completion (%)	Total	Male	Female	Urban	Rural	Richest	Poorest
Primary repetition rate	29.4	29.5	29.3	21.0	31.0	21.9	33.7
Primary dropout rate	3.3	3.3	3.3	1.9	3.6	1.2	4.9
Secondary repetition rate	12.6	11.7	14.1	10.4	14.3	14.4	7.3
Secondary dropout rate	18.0	17.3	19.1	18.7	17.4	17.5	25.7
Survival rate to grade 5	85.9	85.3	86.5	91.6	84.8	96.6	77.1
Survival rate to last prim. grade	71.4	73.5	68.8	86.2	67.9	89.8	57.9

Primary school NAR: children of primary school age in primary school or higher.

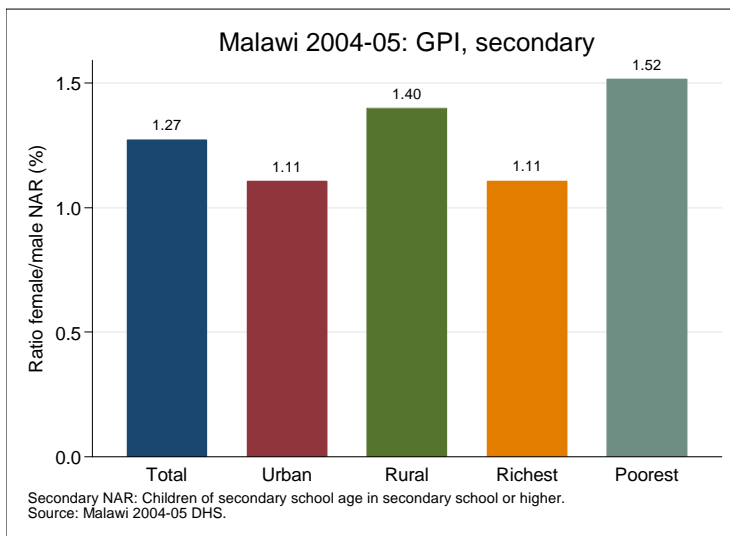
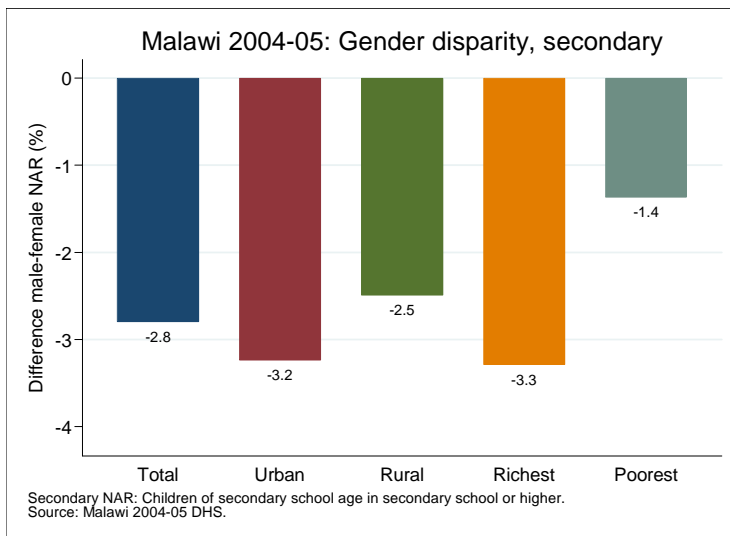
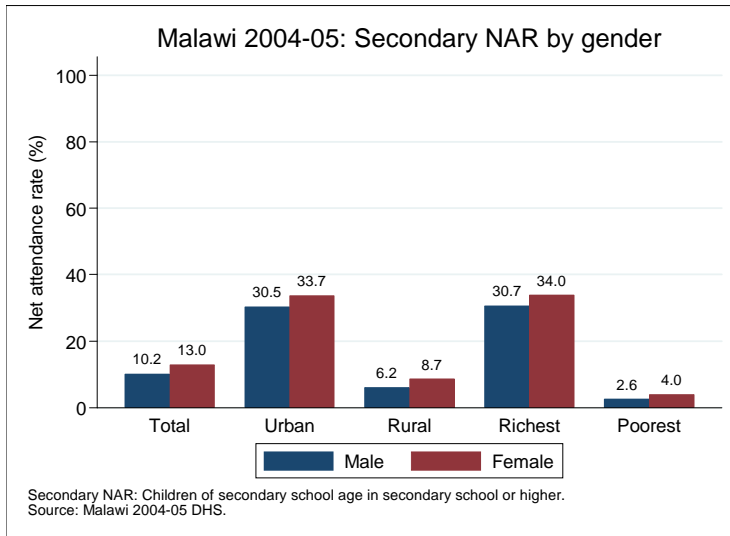
Secondary school NAR: children of secondary school age in secondary school or higher.

Data source: Malawi 2004-05 DHS.

Gender disparity in primary school (survey data)



Gender disparity in secondary school (survey data)



Projections to 2015

