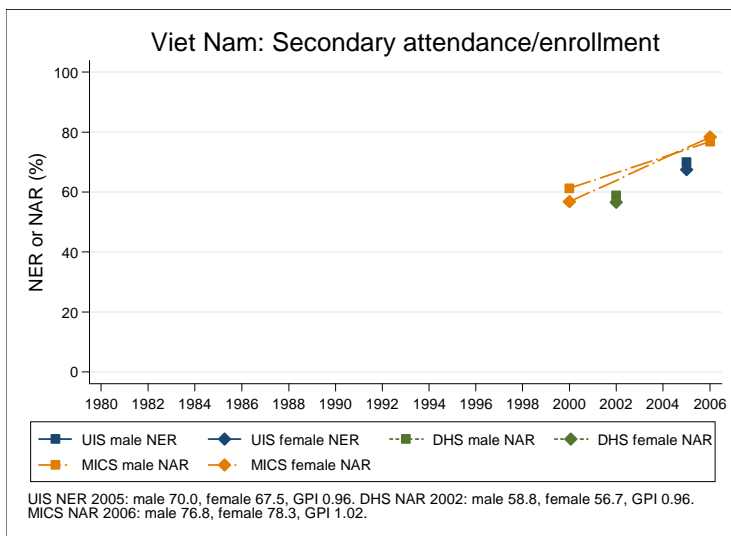
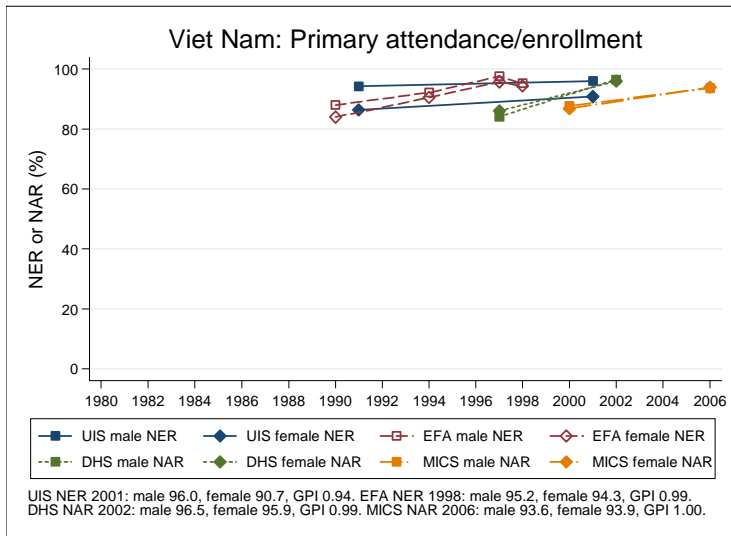
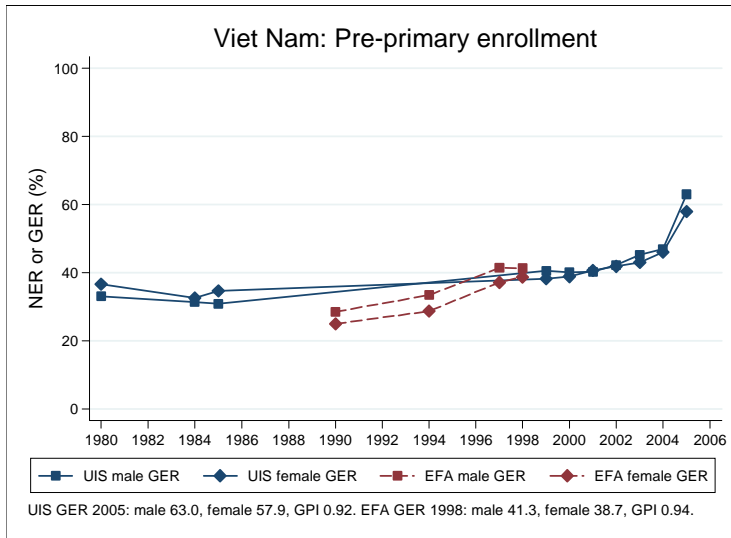
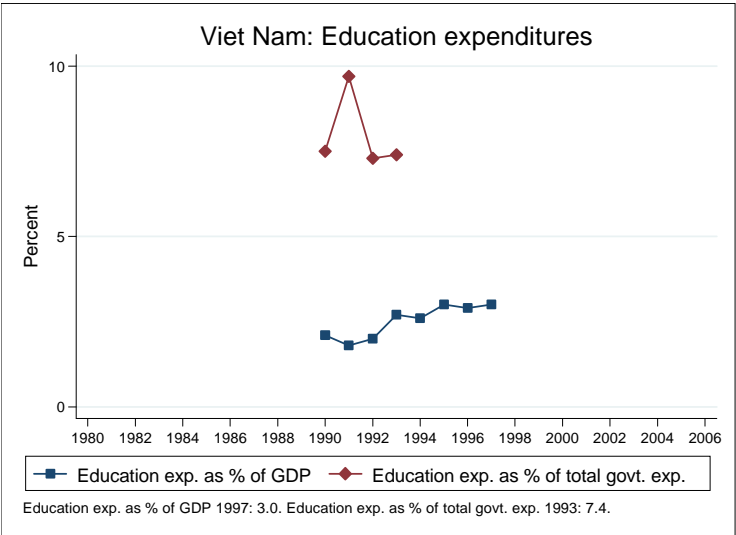
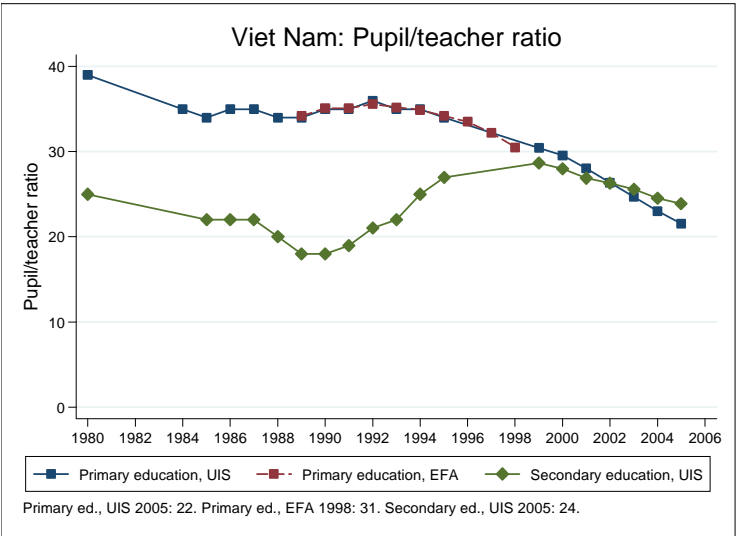
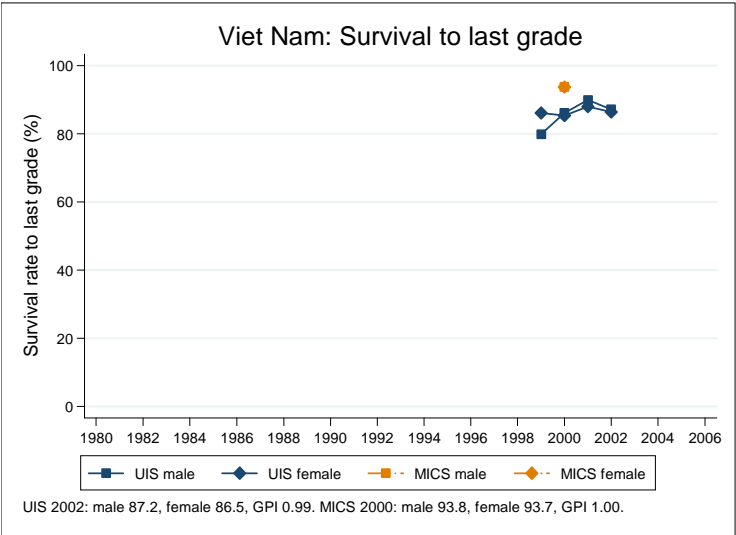


## Education statistics: Viet Nam

UNICEF, Division of Policy and Practice, Statistics and Monitoring Section, www.childinfo.org, May 2008





## Administrative data: UNESCO Institute for Statistics

### Viet Nam

<b>Population (1,000)</b>			
	<b>Total</b>	<b>Male</b>	<b>Female</b>
Preschool age, 2006	4490	2291	2199
Primary school age, 2006	8106	4132	3974
Secondary school age, 2006	13180	6703	6477
Total population, all ages, 2007	87375	43687	43688
<b>Official school age (years)</b>			
	<b>Entrance age</b>	<b>Graduation age</b>	<b>Duration</b>
Preschool, 2005	3	5	3
Primary school, 2005	6	10	5
Secondary school, 2005	11	17	7
Compulsory education, 2005	6	14	9
<b>Net enrolment ratio (%)</b>			
	<b>Total</b>	<b>Male</b>	<b>Female</b>
Preschool NER, 2002	41.3		
Primary school NER, 2005	86.6	96.0	90.7
Secondary school NER, 2005	68.8	70.0	67.5
<b>Gross enrolment ratio (%)</b>			
	<b>Total</b>	<b>Male</b>	<b>Female</b>
Preschool GER, 2005	60.5	63.0	57.9
Primary school GER, 2005	93.3	96.1	90.3
Secondary school GER, 2005	75.2	76.1	74.3
<b>Entrance and transition (%)</b>			
	<b>Total</b>	<b>Male</b>	<b>Female</b>
Primary net intake rate, 2002	80.9		
Primary gross intake rate, 2005	87.1	99.2	94.3
Primary entrants with ECCE			
Transition rate primary-secondary, 2001	94.6	94.8	94.4
<b>Repetition and completion</b>			
	<b>Total</b>	<b>Male</b>	<b>Female</b>
Primary repetition rate (%), 2005	1.0	2.8	1.9
Secondary repetition rate (%), 2005	1.0	1.9	0.7
Survival rate to grade 5 (%), 2002	86.8	87.2	86.5
Survival rate to last primary grade (%), 2002	86.8	87.2	86.5
Primary completion rate (%), 2005	92.4	102.8	96.8
School life expectancy (years), 2005	9.9	10.1	9.7
<b>Teaching staff</b>			
	<b>Pupil/teacher ratio</b>	<b>% trained teachers</b>	<b>% female teachers</b>
Preschool, 2005	17.7	56.2	98.0
Primary school, 2005	21.6	93.4	78.0
Secondary school, 2005	23.9	93.9	63.8
<b>Public expenditure per student as % of GDP per capita</b>			
Primary school			
Secondary school			
<b>Total public expenditure on education</b>			
As % of GDP, 1991	1.8		
As % of total government expenditure, 1991	9.7		

#### Data sources:

*Population:* United Nations Population Division, *World Population Prospects: The 2006 Revision*, March 2007.

*Education:* UNESCO Institute for Statistics, Data Centre, <http://stats.uis.unesco.org/unesco/ReportFolders/ReportFolders.aspx>, January 2008.

**Survey data: Viet Nam 2002 DHS**

**Viet Nam**

<b>Net attendance rate (%)</b>	<b>Total</b>	<b>Male</b>	<b>Female</b>	<b>Urban</b>	<b>Rural</b>	<b>Richest</b>	<b>Poorest</b>
Primary school NAR	96.2	96.5	95.9	96.7	96.2	98.2	91.8
Secondary school NAR	57.8	58.8	56.7	70.0	55.5	77.5	30.3
<b>Gross attendance rate (%)</b>	<b>Total</b>	<b>Male</b>	<b>Female</b>	<b>Urban</b>	<b>Rural</b>	<b>Richest</b>	<b>Poorest</b>
Primary school GAR	132.9	133.7	132.1	128.3	133.6	126.6	138.5
Secondary school GAR	69.7	72.3	66.9	96.0	64.8	110.7	37.4
<b>Primary age in school (%)</b>	<b>Total</b>	<b>Male</b>	<b>Female</b>	<b>Urban</b>	<b>Rural</b>	<b>Richest</b>	<b>Poorest</b>
Primary school	96.0	96.4	95.5	96.7	95.9	98.2	91.6
Secondary school	0.3	0.1	0.4	0.0	0.3	0.0	0.2
Preschool							
Non-formal education							
<b>Secondary age in school (%)</b>	<b>Total</b>	<b>Male</b>	<b>Female</b>	<b>Urban</b>	<b>Rural</b>	<b>Richest</b>	<b>Poorest</b>
Secondary school	57.8	58.8	56.7	70.0	55.5	77.5	30.3
Higher education	0.0	0.0	0.0	0.0	0.0	0.0	0.0
Primary school	21.3	21.8	20.8	15.0	22.4	14.8	32.8
Preschool							
Non-formal education							
<b>Entrance and transition (%)</b>	<b>Total</b>	<b>Male</b>	<b>Female</b>	<b>Urban</b>	<b>Rural</b>	<b>Richest</b>	<b>Poorest</b>
Primary net intake rate							
Primary gross intake rate							
Primary entrants with ECCE							
Transition rate prim.-sec.							
<b>Repetition and completion (%)</b>	<b>Total</b>	<b>Male</b>	<b>Female</b>	<b>Urban</b>	<b>Rural</b>	<b>Richest</b>	<b>Poorest</b>
Primary repetition rate							
Primary dropout rate							
Secondary repetition rate							
Secondary dropout rate							
Survival rate to grade 5*	95.6	94.4	96.8	98.6	95.0	99.5	84.2
Survival rate to last prim. grade							

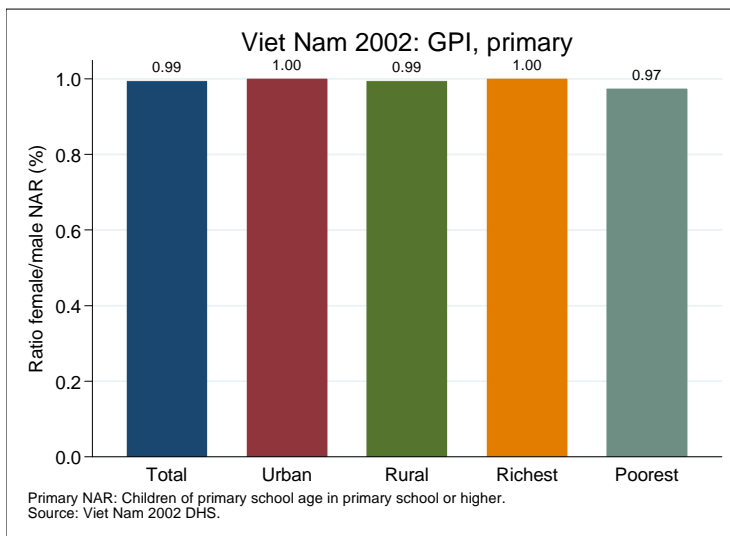
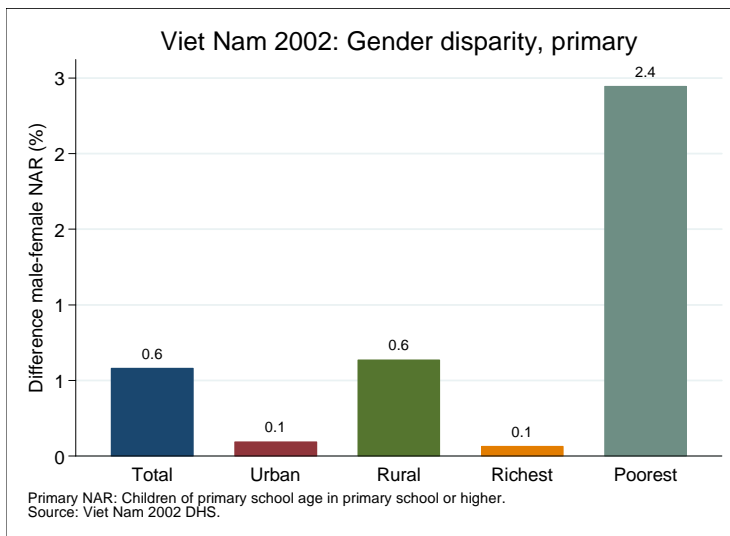
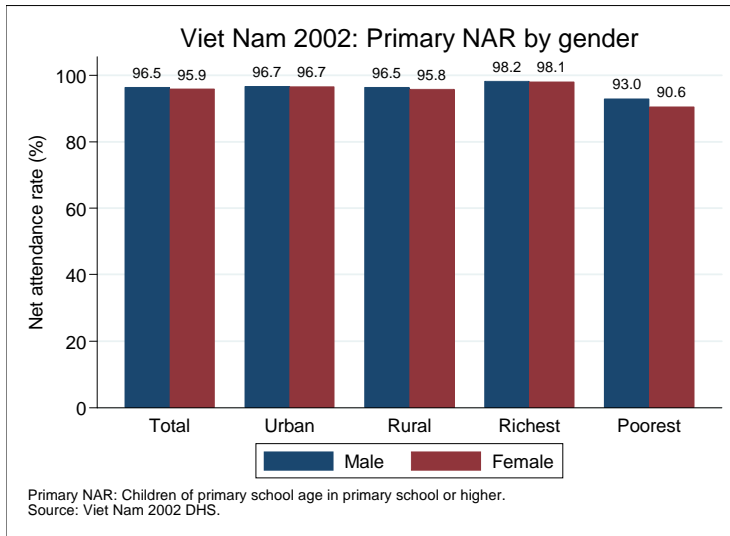
Primary school NAR: children of primary school age in primary school or higher.

Secondary school NAR: children of secondary school age in secondary school or higher.

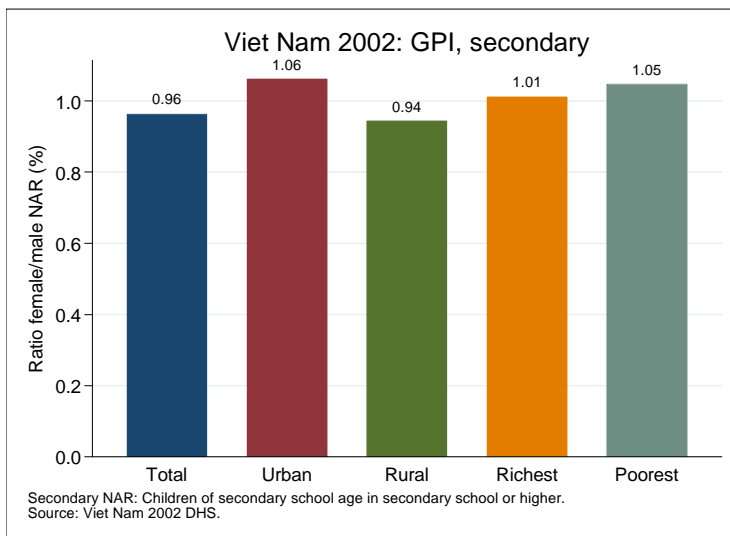
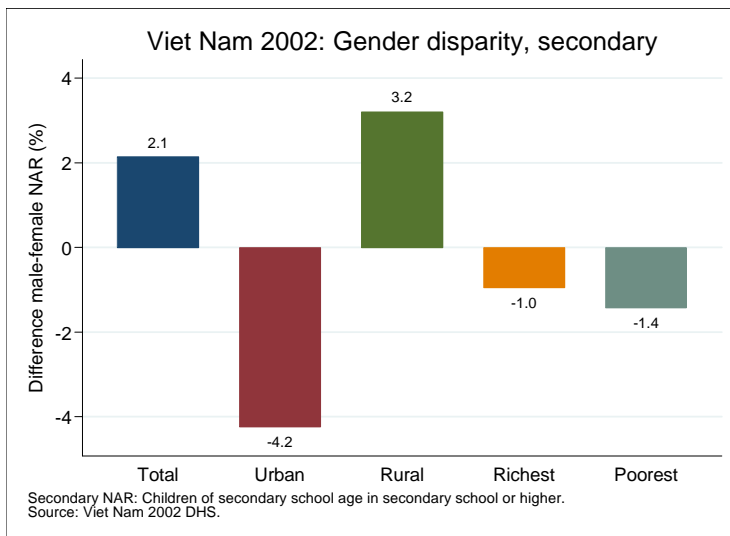
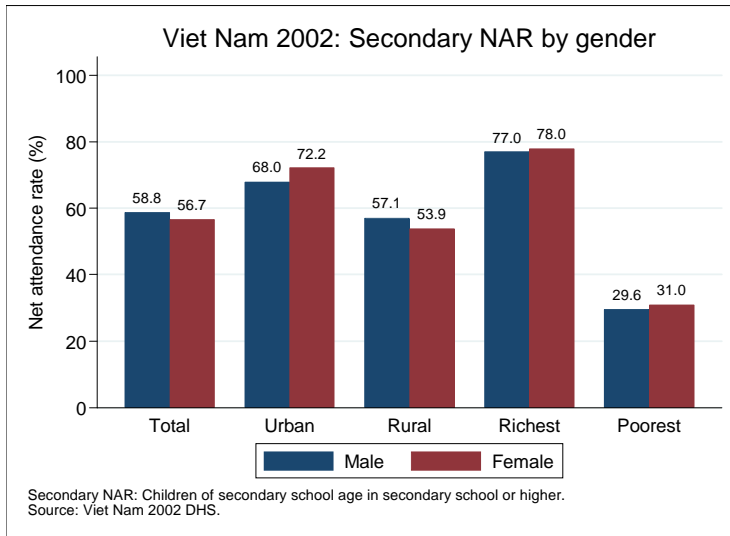
Data source: Viet Nam 2002 DHS.

\* Percent of schooled 15- to 17-year-olds with 4 or more years of education.

## Gender disparity in primary school (survey data)



## Gender disparity in secondary school (survey data)



## Projections to 2015

